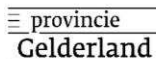


Competition Schedule / *Horaire des competitions*

Day 1 - Wednesday, 16 October 2019

DAY 1 - Wednesday, 16 October / JOUR 1 - Mercredi, 16 octobre					
09.00	Venue Opens	Ouverture du site			
12.30 - 14.20	Warm Up	Echauffement	only for the events of the day	seulement pour les épreuves du jour	
14.30	W - Team Sprint	F - Vitesse par équipes	Qualifying - 2 laps	Qualifications - 2 tours	25
	M - Team Sprint	H - Vitesse par équipes	Qualifying - 3 laps	Qualifications - 3 tours	35
	W - Team Pursuit	F - Poursuite par équipes	Qualifying	Qualifications	75
	M - Team Pursuit	H - Poursuite par équipes	Qualifying	Qualifications	77
18:02	<i>End of competitions</i>				
	Break				
19.00	W - Team Sprint	F - Vitesse par équipes	1st round - 2 laps	1er tour - 2 laps	12
	M - Team Sprint	H - Vitesse par équipes	1st round - 3 laps	1er tour - 3 laps	14
	W - Scratch Race	F - Scratch	Final / Finale 10 km	40 laps/tours	18
	M - Elimination	H - Elimination	Final	Finale	20
	W - Scratch Race	F - Scratch	Award ceremony	Cérémonie Protocolaire	8
	M - Elimination	H - Elimination	Award ceremony	Cérémonie protocolaire	8
	W - Team Pursuit	F - Poursuite par équipes	1st round - 4 km	1er tour - 4 km	30
	M - Team Pursuit	H - Poursuite par équipes	1st round - 4 km	1er tour - 4 km	28
	W - Team Sprint	F - Vitesse par équipes	Finals 3-4 & 1-2 - (2 laps)	Finales 3-4 & 1-2 - (2 tours)	8
	M - Team Sprint	H - Vitesse par équipes	Finals 3-4 & 1-2 - (3 laps)	Finales 3-4 & 1-2 - (3 tours)	8
	M - Team Sprint	H - Vitesse par équipes	Award ceremony	Cérémonie Protocolaire	12
	W - Team Sprint	F - Vitesse par équipes	Award ceremony	Cérémonie Protocolaire	12
21:58	<i>End of competitions</i>				

INSTITUTIONAL PARTNERS



LOCAL ORGANISING COMMITTEE



OFFICIAL SPONSORS



OFFICIAL SUPPLIERS

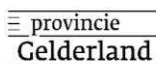


Competition Schedule / Horaire des competitions

Day 2 – Thursday, 17 October 2019

DAY 2 - Thursday, 17 October / JOUR 2 - Jeudi, 17 octobre					
12:00	VENUE OPENS	OUVERTURE DU SITE			
13:00 – 14:20	Training	Entraînement	for all riders	pour tous les coureurs	
14:20 – 14:50	Warm Up	Echauffement	(for the events of the day only)	(seulement pour les épreuves du jour)	
15:00	W - Sprint 200m t.t.	F - Vitesse 200m c.l.m.	Qualifying (24 qualif.)	Qualifications (24 qualif.)	36
	M - Sprint 200m t.t.	H - Sprint 200m c.l.m.	Qualifying (24 qualif.)	Qualifications (24 qualif.)	36
	W - Sprint	F - Vitesse	1/16 Final	1/16 Finale	27
	M - Sprint	H - Vitesse	1/16 Final	1/16 Finale	27
	W - Sprint	F - Vitesse	1/8 Final	1/8 Finale	26
	M - Sprint	H - Vitesse	1/8 Final	1/8 Finale	26
17:58	<i>End of competitions</i>				
	Break				
19:00	W - Sprint	F - Vitesse	1/4 Final (1st)	1/4 Finale (1ère)	16
	M - Sprint	H - Vitesse	1/4 Final (1st)	1/4 Finale (1ère)	16
	M - Scratch Race	H - Scratch	Final / Finale - 15 km	60 laps/tours	23
	W - Sprint	F - Vitesse	1/4 Final (2nd)	1/4 Finale (2ème)	16
	M - Sprint	H - Vitesse	1/4 Final (2nd)	1/4 Finale (2ème)	16
	W - Elimination	F - Elimination	Final	Finale	20
	M - Scratch Race	H - Scratch	Award ceremony	Cérémonie Protocolaire	8
	W - Elimination	F - Elimination	Award ceremony	Cérémonie protocolaire	8
	W - Sprint	F - Vitesse	1/4 Final (3rd i.r.)	1/4 Finale (belles év.)	8
	M - Sprint	H - Vitesse	1/4 Final (3rd i.r.)	1/4 Finale (belles év.)	8
	W - Team Pursuit	F - Poursuite par équipes	Finals 3-4 & 1-2 / 4 km	Finales 3-4 & 1-2 / 4 km	15
	M - Team Pursuit	H - Poursuite par équipes	Finals 3-4 & 1-2 / 4 km	Finales 3-4 & 1-2 / 4 km	14
	W - Team Pursuit	F - Poursuite par équipes	Award ceremony	Cérémonie Protocolaire	12
	M - Team Pursuit	H - Poursuite par équipes	Award ceremony	Cérémonie protocolaire	12
22:12	<i>End of competitions</i>				

INSTITUTIONAL PARTNERS



LOCAL ORGANISING COMMITTEE



OFFICIAL SPONSORS



OFFICIAL SUPPLIERS



16-20 October 2019

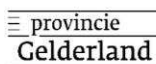
Communiqué no. 10

Competition Schedule / Horaire des competitions

Day 3 – Friday, 18 October 2019

DAY 3 - Friday, 18 October / JOUR 3 - Vendredi, 18 octobre					
10:30	VENUE OPENS	OUVERTURE DU SITE			
11:30 - 14:00	Training	Entraînement	for all riders	pour tous les coureurs	
14:00 - 14:30	Warm Up	Echauffement	only for the events of the day	seulement pour les épreuves du jour	
14:40	W - Omnium I	F - Omnium I	Scratch Race - 7,5 km	Scratch - 7,5 km	15
	M - Omnium I	H - Omnium I	Scratch Race - 10 km	Scratch - 10 km	18
	W - Individual pursuit	F - Poursuite Individuelle	Qualifications - 3 km	Qualifications - 3 km	52
	W - Omnium II	F - Omnium II	Tempo Race 7,5 km	Tempo Race 7,5 km	15
	M - Omnium II	H - Omnium II	Tempo Race 10 km	Course Tempo - 10 kms	16
16:36	<i>End of competitions</i>				
	Break				
18:00	W - Sprint	F - Vitesse	1/2 Final (1st)	1/2 Finale (1ère)	8
	M - Sprint	H - Vitesse	1/2 Final (1st)	1/2 Finale (1ère)	8
	W - Omnium III	F - Omnium III	Elimination race	Elimination	18
	W - Sprint	F - Vitesse	1/2 Final (2nd)	1/2 Finale (2ème)	8
	M - Sprint	H - Vitesse	1/2 Final (2nd)	1/2 Finale (2ème)	8
	M - Omnium III	H - Omnium III	Elimination race	Elimination	15
	W - Sprint	F - Vitesse	1/2 Final (3rd i.r.)	1/2 Finale (belles év.)	4
	M - Sprint	H - Vitesse	1/2 Final (3rd i.r.)	1/2 Finale (belles év.)	4
	W - Individual pursuit	F - Poursuite Individuelle	Finals 3-4 & 1-2 / 3 km	Finales 3-4 & 1-2 / 3 km	13
	W - Individual pursuit	F - Poursuite Individuelle	Award ceremony	Cérémonie protocolaire	8
	W - Sprint	F - Vitesse	Finals 3-4 & 1-2 (1st)	Finales 3-4 & 1-2 (1ère)	8
	M - Sprint	H - Vitesse	Finals 3-4 & 1-2 (1st)	Finales 3-4 & 1-2 (1ère)	8
	W - Omnium IV	F - Omnium IV	Points race-Course aux points	20 km, 80 laps/tours -8 sprints	30
	W - Sprint	F - Vitesse	Finals 3-4 & 1-2 (2nd)	Finales 3-4 & 1-2 (2ème)	8
	M - Sprint	H - Vitesse	Finals 3-4 & 1-2 (2nd)	Finales 3-4 & 1-2 (2ème)	8
	W - Omnium	F - Omnium	Award ceremony	Cérémonie protocolaire	8
	M - Omnium IV	H - Omnium IV	Points race-Course aux points	25 km, 100 laps/tours 10 sprints	34
	W - Sprint	F - Vitesse	Finals 3-4 & 1-2 (3rd i.r.)	Finales 3-4 & 1-2 (belles év.)	4
	M - Sprint	H - Vitesse	Finals 3-4 & 1-2 (3rd i.r.)	Finales 3-4 & 1-2 (belles év.)	4
	M - Omnium	H - Omnium	Award ceremony	Cérémonie protocolaire	8
	W - Sprint	F - Vitesse	Award ceremony	Cérémonie protocolaire	8
	M - Sprint	H - Vitesse	Award ceremony	Cérémonie protocolaire	8
21:50	<i>End of competitions</i>				

INSTITUTIONAL PARTNERS



LOCAL ORGANISING COMMITTEE



OFFICIAL SPONSORS



OFFICIAL SUPPLIERS

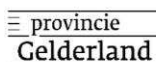


Competition Schedule / *Horaire des competitions*

Day 4 – Saturday, 19 October 2019

DAY 4 - Saturday, 19 October / JOUR 4 - Samedi, 19 octobre					
11:00	VENUE OPENS	OUVERTURE DU SITE			
11:30 - 14:20	Training	Entraînement	for all riders	pour tous les coureurs	
14:20 - 14:50	Warm Up	Echauffement	only for the events of the day	seulement pour les épreuves du jour	
15:00	W - Keirin	F - Keirin	1st round	1er tour de compétition	18
	M - Keirin	H - Keirin	1st round	1er tour de compétition	18
	M - Individual pursuit	H - Poursuite Individuelle	Qualifications - 4 km	Qualifications - 4 km	70
	W - Keirin	F - Keirin	Repechages 1st round	Repêchages 1er tour	18
	M - Keirin	H - Keirin	Repechages 1st round	Repêchages 1er tour	18
17:22	<i>End of competitions</i>				
	Break				
19:00	W - Keirin	F - Keirin	1/2 Final	1/2 Finale	9
	M - Keirin	H - Keirin	1/2 Final	1/2 Finale	9
	M - Individual pursuit	H - Poursuite Individuelle	Finals 3-4 & 1-2 / 4 km	Finales 3-4 & 1-2 / 4 km	13
	W - Points race	F - Course aux Points	Final / Finale - 25 km	100 laps/tours - 10 sprints	37
	<i>M - Individual pursuit</i>	<i>H - Poursuite Individuelle</i>	<i>Award ceremony</i>	<i>Cérémonie protocolaire</i>	<i>8</i>
	<i>W - Points race</i>	<i>F - Course aux Points</i>	<i>Award ceremony</i>	<i>Cérémonie Protocolaire</i>	<i>8</i>
	M - Points race	H - Course aux Points	Final / Finale 40 km	160 laps/tours - 16 sprints	52
	W - Keirin	F - Keirin	Final places 7 to 12	Finale places 7 à 12	5
	W - Keirin	F - Keirin	Final places 1 to 6	Finale places 1 à 6	5
	M - Keirin	H - Keirin	Final places 7 to 12	Finale places 7 à 12	5
	M - Keirin	H - Keirin	Final places 1 to 6	Finale places 1 à 6	5
	<i>M - Points race</i>	<i>H - Course aux Points</i>	<i>Award ceremony</i>	<i>Cérémonie Protocolaire</i>	<i>8</i>
	<i>W - Keirin</i>	<i>F - Keirin</i>	<i>Award ceremony</i>	<i>Cérémonie protocolaire</i>	<i>8</i>
	<i>M - Keirin</i>	<i>H - Keirin</i>	<i>Award ceremony</i>	<i>Cérémonie protocolaire</i>	<i>8</i>
22:00	<i>End of competitions</i>				

INSTITUTIONAL PARTNERS



LOCAL ORGANISING COMMITTEE



OFFICIAL SPONSORS



OFFICIAL SUPPLIERS

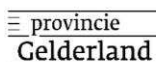


Competition Schedule / *Horaire des competitions*

Day 5 – Sunday, 20 October 2019

DAY 5 - Sunday, 20 October / JOURS 5 - Dimanche, 20 octobre					
08:00	VENUE OPENS	OUVERTURE DU SITE			
10:30 - 12:00	Training	Entraînement	for all riders	pour tous les coureurs	
12:10	W - TT 500 m.	F - 500 m.	Qualifications	Qualifications	20
	M - TT Kilo	H - Kilomètre	Qualifications	Qualifications	30
12:59	<i>End of competitions</i>				
	Break				
14:00	W - TT 500 m.	F - 500 m.	Final	Finale	22
	M - TT Kilo	H - Kilomètre	Final	Finale	24
	<i>W - TT 500 m.</i>	<i>F - 500 m.</i>	<i>Award ceremony</i>	<i>Cérémonie protocolaire</i>	<i>8</i>
	<i>M - TT Kilo</i>	<i>H - Kilomètre</i>	<i>Award ceremony</i>	<i>Cérémonie protocolaire</i>	<i>8</i>
	W - Madison	F - Madison	Final / Finale 30 kms	120 laps/tours - 12 sprints	45
	M - Madison	H - Madison	Final / Finale 50 km	200 laps/tours - 20 sprints	60
	<i>F - Madison</i>	<i>F - Madison</i>	<i>Award ceremony</i>	<i>Cérémonie protocolaire</i>	<i>12</i>
	<i>M - Madison</i>	<i>H - Madison</i>	<i>Award ceremony</i>	<i>Cérémonie protocolaire</i>	<i>12</i>
17:11	<i>End of competitions</i>				

INSTITUTIONAL PARTNERS



LOCAL ORGANISING COMMITTEE



OFFICIAL SPONSORS



OFFICIAL SUPPLIERS



16-20 October 2019

Communiqué n° 18

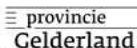
**Medallist by Event
 After 22 events**

Event	Date	Medal	Name	Team
Women's Scratch Race	16/10/2019	Gold	NELSON Emily	GREAT BRITAIN
		Silver	MCCURLEY Shannon	IRELAND
		Bronze	MARTINS Maria	PORTUGAL
Men's Elimination Race	16/10/2019	Gold	VIVIANI Elia	ITALY
		Silver	COQUARD Bryan	FRANCE
		Bronze	PROKOPYSZYN Filip	POLAND
Women's Team Sprint	16/10/2019	Gold	VOINOVA Anastasiia SHMELEVA Daria ROGOVAYA Ekaterina	RUSSIA
		Silver	FRIEDRICH Lea sophie HINZE Emma	GERMANY
		Bronze	LAMBERINK Kyra BRASPENNINCX Shanne VAN DER PEET Steffie	NETHERLANDS
Men's Team Sprint	16/10/2019	Gold	HOOGLAND Jeffrey LAVREYSEN Harrie VAN DEN BERG Roy BUCHLI Matthijs	NETHERLANDS
		Silver	CARLIN Jack KENNY Jason OWENS Ryan	GREAT BRITAIN
		Bronze	BAUGE Gregory LAFARGUE Quentin VIGIER Sebastien LANDERNEAU Melvin	FRANCE
Men's Scratch Race	17/10/2019	Gold	MORA VEDRI Sebastian	SPAIN
		Silver	VOLIKAKIS Christos	GREECE
		Bronze	STROETINGA Wim	NETHERLANDS

Report printed: 20/10/2019 16:45

TCM v2 Page 1/4

INSTITUTIONAL PARTNERS



LOCAL ORGANISING COMMITTEE



OFFICIAL SPONSORS



OFFICIAL SUPPLIERS



Medallist by Event
After 22 events

Event	Date	Medal	Name	Team
Women's Elimination	17/10/2019	Gold	WILD Kirsten	NETHERLANDS
		Silver	NELSON Emily	GREAT BRITAIN
		Bronze	PLOSAJ Nikol	POLAND
Women's Team Pursuit	17/10/2019	Gold	ARCHIBALD Katie DICKINSON Eleanor EVANS Neah KENNY Laura BARKER Elinor	GREAT BRITAIN
		Silver	BRAUSSE Franziska BRENNAUER Lisa KLEIN Lisa STOCK Gudrun KROGER Mieke	GERMANY
		Bronze	BALSAMO Elisa ALZINI Martina GUAZZINI Vittoria PATERNOSTER Letizia CAVALLI Marta	ITALY
Men's Team Pursuit	17/10/2019	Gold	HANSEN Lasse Norman JOHANSEN Julius MADSEN Frederik PEDERSEN Rasmus	DENMARK
		Silver	SCARTEZZINI Michele GANNA Filippo LAMON Francesco PLEBANI Davide CONSONNI Simone	ITALY
		Bronze	CLANCY Edward HAYTER Ethan TANFIELD Charlie WOOD Oliver	GREAT BRITAIN
Women's Individual Pursuit	18/10/2019	Gold	BRAUSSE Franziska	GERMANY
		Silver	BRENNAUER Lisa	GERMANY
		Bronze	ARCHIBALD Katie	GREAT BRITAIN

16-20 October 2019

Communiqué n° 18

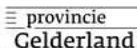
**Medallist by Event
 After 22 events**

Event	Date	Medal	Name	Team
Women's Omnium	18/10/2019	Gold	WILD Kirsten	NETHERLANDS
		Silver	KENNY Laura	GREAT BRITAIN
		Bronze	SHARAKOVA Tatsiana	BELARUS
Women's Sprint	18/10/2019	Gold	VOINOVA Anastasiia	RUSSIA
		Silver	STARIKOVA Olena	UKRAINE
		Bronze	FRIEDRICH Lea sophie	GERMANY
Men's Omnium	18/10/2019	Gold	THOMAS Benjamin	FRANCE
		Silver	HANSEN Lasse Norman	DENMARK
		Bronze	WOOD Oliver	GREAT BRITAIN
Men's Sprint	18/10/2019	Gold	HOOGLAND Jeffrey	NETHERLANDS
		Silver	LAVREYSEN Harrie	NETHERLANDS
		Bronze	RUDYK Mateusz	POLAND
Men's Individual Pursuit	19/10/2019	Gold	ERMENAULT Corentin	FRANCE
		Silver	WEINSTEIN Domenic	GERMANY
		Bronze	GROSS Felix	GERMANY
Women's Points Race	19/10/2019	Gold	CONFALONIERI Maria Giulia	ITALY
		Silver	SHARAKOVA Tatsiana	BELARUS
		Bronze	SOLOVEI Ganna	UKRAINE
Men's Points Race	19/10/2019	Gold	COQUARD Bryan	FRANCE
		Silver	VAN SCHIP Jan	NETHERLANDS
		Bronze	SCARTEZZINI Michele	ITALY
Women's Keirin	19/10/2019	Gold	GROS Mathilde	FRANCE
		Silver	FRIEDRICH Lea sophie	GERMANY
		Bronze	SHMELEVA Daria	RUSSIA

Report printed: 20/10/2019 16:45

TCM v2 Page 3/4

INSTITUTIONAL PARTNERS



LOCAL ORGANISING COMMITTEE



OFFICIAL SPONSORS



OFFICIAL SUPPLIERS



16-20 October 2019

Communiqué n° 18

**Medallist by Event
 After 22 events**

Event	Date	Medal	Name	Team
Men's Keirin	19/10/2019	Gold	LAVREYSEN Harrie	NETHERLANDS
		Silver	DMITRIEV Denis	RUSSIA
		Bronze	BUCHLI Matthijs	NETHERLANDS
Women's 500m Time Trial	20/10/2019	Gold	VOINOVA Anastasiia	RUSSIA
		Silver	SHMELEVA Daria	RUSSIA
		Bronze	STARIKOVA Olena	UKRAINE
Men's 1 km Time Trial	20/10/2019	Gold	LAFARGUE Quentin	FRANCE
		Silver	BOS Theo	NETHERLANDS
		Bronze	D'ALMEIDA Michael	FRANCE
Women's Madison	20/10/2019	Gold	DIDERIKSEN Amalie LETH Julie	DENMARK
		Silver	ARCHIBALD Katie KENNY Laura	GREAT BRITAIN
		Bronze	PIETERS Amy WILD Kirsten	NETHERLANDS
Men's Madison	20/10/2019	Gold	HANSEN Lasse Norman MORKOV Michael	DENMARK
		Silver	HAVIK Yoeri VAN SCHIP Jan	NETHERLANDS
		Bronze	BEYER Maximilian REINHARDT Theo	GERMANY

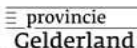
Notes:

Communiqué approved by the Secretary of the Commissaires Panel

Report printed: 20/10/2019 16:45

TCM v2 Page 4/4

INSTITUTIONAL PARTNERS



OFFICIAL SPONSORS



LOCAL ORGANISING COMMITTEE



OFFICIAL SUPPLIERS



16-20 October 2019

Communiqué no. 19

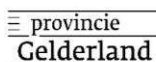
MEDAL STANDINGS / CLASSEMENT DES MÉDAILLES

AS OF 20 OCTOBER

22 EVENTS (FINAL)

Rank	Country	Men				Women				Total			
		G	S	B	Tot.	G	S	B	Tot.	G	S	B	Tot.
1	NETHERLANDS	3	4	2	9	2			4	5	4	4	13
2	FRANCE	4	1	2	7	1			1	5	1	2	8
3	RUSSIA		1		1	3	1	1	5	3	2	1	6
4	DENMARK	2	1		3	1			1	3	1	0	4
5	GREAT BRITAIN		1	2	3	2	3	1	6	2	4	3	9
6	ITALY	1	1	1	3	1		1	2	2	1	2	5
7	GERMANY		1	2	3	1	4	1	6	1	5	3	9
8	SPAIN	1			1				0	1	0	0	1
9	UKRAINE				0		1	2	3	0	1	2	3
10	BELARUS				0		1	1	2	0	1	1	2
11	GREECE		1		1				0	0	1	0	1
11	IRELAND				0		1		1	0	1	0	1
13	POLAND			2	2			1	1	0	0	3	3
14	PORTUGAL				0			1	1	0	0	1	1
	Total	11	11	11	33	11	11	11	33	22	22	22	66

INSTITUTIONAL PARTNERS



LOCAL ORGANISING COMMITTEE



OFFICIAL SPONSORS



OFFICIAL SUPPLIERS



Men's Team Sprint Qualifying / Qualifications

Results / Résultats

World Record: 41"871 GERMANY (JOACHIM EILERS, RENE ENDERS, ROBERT FÖRSTEMANN) 05.12.2013 AGUASCALIENTES (MEX)

Race distance: 3 laps

Rank	Team	1 Lap	2 Lap	Time	Speed
1	NETHERLANDS	17.522(3)	29.745(1)	42.693	63,242 km/h
	92 BUCHLI Matthijs		12.223(1)	12.948(2)	
	95 LAVREYSEN Harrie				
	99 VAN DEN BERG Roy				
2	GREAT BRITAIN	17.301(1)	29.835(2)	42.938	62,881 km/h
	62 CARLIN Jack		12.533(2)	13.103(3)	
	65 KENNY Jason				
	66 OWENS Ryan				
3	FRANCE	17.919(5)	30.471(5)	43.338	62,300 km/h
	38 BAUGE Gregory		12.552(4)	12.866(1)	
	45 LANDERNEAU Melvin				
	50 VIGIER Sebastien				
4	POLAND	17.892(4)	30.430(4)	43.970	61,405 km/h
	101 BIELECKI Maciej		12.538(3)	13.540(8)	
	103 MAKSEL Krzysztof				
	107 RUDYK Mateusz				
5	GERMANY	17.962(6)	30.755(6)	43.981	61,390 km/h
	53 DORNBACH Maximilian		12.792(6)	13.226(4)	
	54 ENGLER Eric				
	61 LEVY Maximilian				
6	RUSSIA	17.424(2)	30.198(3)	44.017	61,339 km/h
	117 DMITRIEV Denis		12.773(5)	13.819(10)	
	123 SHARAPOV Alexander				
	127 YAKUSHEVSKIY Pavel				
7	CZECH REPUBLIC	18.033(8)	31.035(7)	44.324	60,915 km/h
	24 BABEK Tomas		13.002(7)	13.289(5)	
	26 CECHMAN Martin				
	27 KELEMEN Pavel				
8	SPAIN	18.043(9)	31.102(8)	44.600	60,538 km/h
	134 MARTINEZ Alejandro		13.058(8)	13.497(7)	
	136 MORENO SANCHEZ Jose				
	138 PERALTA GASCON Juan				
9	BELARUS	17.999(7)	31.452(9)	44.838	60,216 km/h
	8 HLOVA Aliaksandr		13.452(9)	13.386(6)	
	10 NOVIK Uladzislau				
	15 ZAITSAU Artsiom				
10	UKRAINE	18.763(10)	32.371(10)	46.148	58,507 km/h
	147 CHEBANETS Tadey-ivan		13.607(10)	13.777(9)	
	152 MOSHCHONSKYI Oleksandr				
	155 STOV BETSKYI Dmytro				

Qualification rule: The fastest two winning teams race for the gold and silver medals, and the other two winning teams race for the bronze medal. Losers are classified from 5th to 8th place by their times in the First round.

16-20 October 2019

Communiqué n° 23A

Men's Team Sprint First Round/ Premier Tour

Results / Résultats

World Record: 41"871 GERMANY (JOACHIM EILERS, RENE ENDERS, ROBERT FÖRSTEMANN) 05.12.2013 AGUASCALIENTES (MEX)

Race distance: 3 laps

Heat	Team	1 Lap	2 Lap	Time	Diff
Heat 1	1 GERMANY	17.839(1)	30.519(1)	43.772	
	56 JURCZYK Marc		12.514(1)		
	54 ENGLER Eric				
	61 LEVY Maximilian				
	2 POLAND	17.739(2)	30.254(2)	44.593	
	101 BIELECKI Maciej		12.679(2)		
103 MAKSEL Krzysztof					
107 RUDYK Mateusz					
Heat 2	1 FRANCE	17.911(2)	30.488(2)	43.481	
	38 BAUGE Gregory		12.577(1)	12.992(1)	
	44 LAFARGUE Quentin				
	50 VIGIER Sebastien				
	2 RUSSIA	17.562(1)	30.386(1)	44.203	
	117 DMITRIEV Denis		12.824(2)	13.816(2)	
126 TKACHEV Aleksei					
127 YAKUSHEVSKIY Pavel					
Heat 3	1 GREAT BRITAIN	17.196(1)	29.654(1)	42.661	
	62 CARLIN Jack		12.457(1)	13.007(1)	
	65 KENNY Jason				
	66 OWENS Ryan				
	2 CZECH REPUBLIC	17.949(2)	30.887(2)	44.628	
	24 BABEK Tomas		12.937(2)	13.740(2)	
30 SOJKA David					
27 KELEMEN Pavel					
Heat 4	1 NETHERLANDS	17.478(1)	29.714(1)	42.338	
	94 HOOGLAND Jeffrey		12.236(1)	12.623(1)	
	95 LAVREYSEN Harrie				
	99 VAN DEN BERG Roy				
	2 SPAIN	17.834(2)	31.021(2)	44.868	
	134 MARTINEZ Alejandro		13.186(2)	13.847(2)	
136 MORENO SANCHEZ Jose					
138 PERALTA GASCON Juan					

Men's Team Sprint Results and Final Classification / Résultats et classement final

Results / Résultats

World Record: 41"871 GERMANY (JOACHIM EILERS, RENE ENDERS, ROBERT FÖRSTEMANN) 05.12.2013 AGUASCALIENTES (MEX)

Race distance: 3 laps

Medal	Rank	Team	Lap 1	Lap 2	Time
Gold	1	NETHERLANDS	17.406(2)	29.604(1) 12.197(1)	42.151 12.547(1)
		94 HOOGLAND Jeffrey			
		95 LAVREYSEN Harrie			
		99 VAN DEN BERG Roy			
Silver	2	GREAT BRITAIN	17.218(1)	29.787(2) 12.569(2)	42.822 13.034(2)
		62 CARLIN Jack			
		65 KENNY Jason			
		66 OWENS Ryan			
Bronze	3	FRANCE	17.864(2)	30.325(1) 12.461(1)	43.206 12.880(1)
		38 BAUGE Gregory			
		44 LAFARGUE Quentin			
		50 VIGIER Sebastien			
	4	GERMANY	17.797(1)	30.383(2) 12.586(2)	43.600 13.216(2)
		56 JURCZYK Marc			
		54 ENGLER Eric			
	5	RUSSIA			
		117 DMITRIEV Denis			
		126 TKACHEV Aleksei			
	6	POLAND			
		101 BIELECKI Maciej			
		103 MAKSEL Krzysztof			
	7	CZECH REPUBLIC			
24 BABEK Tomas					
30 SOJKA David					
8	SPAIN				
	134 MARTINEZ Alejandro				
	136 MORENO SANCHEZ Jose				
9	BELARUS				
	8 HLOVA Aliaksandr				
	10 NOVIK Uladzislau				
10	UKRAINE				
	147 CHEBANETS Tadey-ivan				
	152 MOSHCHONSKYI Oleksandr				
		155 STOV BETSKYI Dmytro			

Men's Team Pursuit
Qualifying / Qualifications
Results / Résultats

World Record: 3'48"012 AUSTRALIA (LEIGH HOWARD, SAM WELSFORD, KELLAND O'BRIEN, ALEX PORTER) 28.02.2019 PRUSZKOW (POL)

Race distance: 4000m (16 laps)

Rank		1000m	2000m	3000m	Time	Speed
1	6 DENMARK 32 HANSEN Lasse Norman 33 JOHANSEN Julius 34 MADSEN Frederik 37 PEDERSEN Rasmus	DEN 1:01.903(1)	1:58.082(1) 56.178(2)	2:55.142(1) 57.060(5)	3:51.833 56.690(3)	62,113 km/h
2	1 GREAT BRITAIN 63 CLANCY Edward 64 HAYTER Ethan 67 TANFIELD Charlie 70 WOOD Oliver	GBR 1:03.307(3)	2:00.341(4) 57.033(4)	2:56.999(3) 56.658(3)	3:53.219 56.219(1)	61,744 km/h
3	2 ITALY 81 CONSONNI Simone 82 GANNA Filippo 83 LAMON Francesco 85 PLEBANI Davide	ITA 1:03.844(6)	2:00.672(5) 56.828(3)	2:57.299(4) 56.626(2)	3:53.934 56.634(2)	61,555 km/h
4	4 GERMANY 55 GROSS Felix 57 REINHARDT Theo 58 ROHDE Leon 59 SCHOMBER Nils	GER 1:04.147(9)	2:01.388(8) 57.241(6)	2:58.362(7) 56.974(4)	3:55.677 57.314(5)	61,100 km/h
5	3 SWITZERLAND 140 BISEGGER Stefan 142 IMHOF Claudio 144 SCHIR Thery 146 THIÈRE Cyril	SUI 1:03.995(7)	1:59.827(3) 55.831(1)	2:56.406(2) 56.578(1)	3:55.909 59.503(8)	61,040 km/h
6	9 FRANCE 41 ERMENAULT Corentin 46 MAITRE Florian 48 TABELLION Valentin 49 THOMAS Benjamin	FRA 1:03.318(4)	2:00.694(6) 57.375(8)	2:57.827(6) 57.132(6)	3:56.159 58.331(7)	60,975 km/h
7	5 POLAND 102 KRAWCZYK Szymon 106 RUDYK Bartosz 108 SAJNOK Szymon 110 STANISZEWSKI Daniel	POL 1:03.997(8)	2:01.249(7) 57.252(7)	2:59.141(8) 57.892(8)	3:56.328 57.187(4)	60,932 km/h
8	8 BELGIUM 16 DE KETELE Kenny 18 GHYS Robbe 19 HERREGODTS Rune 23 WEEMAES Sasha	BEL 1:03.782(5)	2:01.580(9) 57.797(9)	2:59.638(9) 58.058(9)	3:57.211 57.573(6)	60,705 km/h

16-20 October 2019

Communiqué n° 27

Men's Team Pursuit Qualifying / Qualifications

Results / Résultats

World Record: 3'48"012 AUSTRALIA (LEIGH HOWARD, SAM WELSFORD, KELLAND O'BRIEN, ALEX PORTER) 28.02.2019 PRUSZKOW (POL)

Race distance: 4000m (16 laps)

Rank			1000m	2000m	3000m	Time	Speed
9	7	RUSSIA	RUS 1:02.760(2)	1:59.799(2) 57.039(5)	2:57.534(5) 57.734(7)	3:57.255 59.721(10)	60,694 km/h
		119 GONOV Lev 124 SMIRNOV Ivan 125 SYRITSA Gleb 128 BERSENEV Nikita					
10	10	BELARUS	BLR 1:04.714(10)	2:02.830(10) 58.116(10)	3:01.922(10) 59.091(10)	4:01.545 59.623(9)	59,616 km/h
		7 AKHRAMENKA Yauheni 9 KARALIOK Yauheni 12 SHEMETAU Mikhail 14 TSISHKOU Raman					
11	11	UKRAINE	UKR 1:06.697(11)	2:06.464(11) 59.767(11)	3:06.593(11) 1:00.129(11)	4:07.472 1:00.879(11)	58,188 km/h
		148 DZHUS Volodymyr 149 GLADYSH Roman 150 HRYNIV Vitaliy 153 TSARENKO Kyrylo					

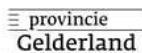
Qualification rule: The eight teams recording the best times in the qualifying round will be matched in the First round as follows: The 6th fastest team against the 7th fastest team. The 5th fastest team against the 8th fastest team. The 2nd fastest team against the 3rd fastest team. The fastest team against the 4th fastest team. The winners of heats 3 and 4 in the First round ride the final for the gold and silver medals. The remaining six teams will be ranked by their times in the First round and will be paired as follows: The two fastest teams ride the final for the bronze medal

Communiqué approved by the President of the Commissaires Panel

Report printed: 16/10/2019 17:52

TCT v1.1 Page 2/2

INSTITUTIONAL PARTNERS



LOCAL ORGANISING COMMITTEE



OFFICIAL SUPPLIERS



**Men's Team Pursuit
First Round/ Premier Tour
Results / Résultats**

World Record: 3'48"012 AUSTRALIA (LEIGH HOWARD, SAM WELSFORD, KELLAND O'BRIEN, ALEX PORTER) 28.02.2019 PRUSZKOW (POL)

Race distance: 4000m (16 laps)

Heat 1	Team	1km	2km	3km	Time	Diff
1	FRANCE	1:02.581(1)	1:58.721(1)	2:55.176(1)	3:55.686	
	41 ERMENAULT Corentin		56.140(1)	56.454(1)	1:00.510(1)	
	46 MAITRE Florian					
	48 TABELLION Valentin					
	49 THOMAS Benjamin					
2	POLAND	1:04.247(2)	2:01.816(2)	3:00.594(2)	4:01.376	
	102 KRAWCZYK Szymon		57.569(2)	58.777(2)	1:00.782(2)	
	106 RUDYK Bartosz					
	108 SAJNOK Szymon					
	110 STANISZEWSKI Daniel					

Heat 2	Team	1km	2km	3km	Time	Diff
1	SWITZERLAND	1:03.857(1)	1:59.840(1)	2:55.978(1)	3:52.860	
	140 BISSEGER Stefan		55.982(1)	56.137(1)	56.882(1)	
	142 IMHOF Claudio					
	145 THIEBAUD Valere					
	146 THIÈRY Cyrille					
2	BELGIUM	1:03.866(2)	2:01.347(2)	2:59.164(2)	3:57.985	
	16 DE KETELE Kenny		57.481(2)	57.817(2)	58.820(2)	
	18 GHYS Robbe					
	19 HERREGODTS Rune					
	23 WEEMAES Sasha					

Heat 3	Team	1km	2km	3km	Time	Diff
1	ITALY	1:03.057(2)	1:58.518(2)	2:54.824(1)	3:51.604	
	81 CONSONNI Simone		55.460(1)	56.306(1)	56.779(1)	
	82 GANNA Filippo					
	83 LAMON Francesco					
	85 PLEBANI Davide					
2	GREAT BRITAIN	1:02.914(1)	1:59.119(1)	2:55.221(2)	3:52.230	
	63 CLANCY Edward		56.204(2)	56.101(2)	57.009(2)	
	64 HAYTER Ethan					
	67 TANFIELD Charlie					
	70 WOOD Oliver					

Heat 4	Team	1km	2km	3km	Time	Diff
1	DENMARK	1:02.618(1)	1:57.717(1)	2:53.895(1)	3:48.762	
	32 HANSEN Lasse Norman		55.099(1)	56.178(1)	54.866(1)	
	33 JOHANSEN Julius					
	34 MADSEN Frederik					
	37 PEDERSEN Rasmus					
2	GERMANY	1:03.574(2)	1:59.650(2)	2:56.420(2)	3:53.974	
	55 GROSS Felix		56.075(2)	56.770(2)	57.553(2)	
	57 REINHARDT Theo					
	60 WEINSTEIN Domenic					
	59 SCHOMBER Nils					

Qualification rule: The eight teams recording the best times in the qualifying round will be matched in the First round as follows: The 6th fastest team against the 7th fastest team. The 5th fastest team against the 8th fastest team. The

16-20 October 2019

Communiqué n° 31

Men's Team Pursuit Results and Final Classification / Résultats et classement final

Results / Résultats

World Record: 3'48"012 AUSTRALIA (LEIGH HOWARD, SAM WELSFORD, KELLAND O'BRIEN, ALEX PORTER) 28.02.2019 PRUSZKOW (POL)

Race distance: 4000m (16 laps)

Medal	Rank	Team		1000m	2000m	3000m	Time	Speed	
Gold	1	DENMARK	DEN	1:02.325(1)	1:57.550(1)	2:53.707(1)	3:49.113		
					55.224(1)	56.156(1)	55.406(1)		
		32	HANSEN Lasse Norman						
		33	JOHANSEN Julius						
		34	MADSEN Frederik						
		37	PEDERSEN Rasmus						
Silver	2	ITALY	ITA	1:03.150(2)	1:59.137(2)	2:56.242(2)	3:54.117		
					55.987(2)	57.105(2)	57.874(2)		
		86	SCARTEZZINI Michele						
		82	GANNA Filippo						
		83	LAMON Francesco						
		85	PLEBANI Davide						
Bronze	3	GREAT BRITAIN	GBR	1:02.665(1)	1:58.689(1)	2:54.920(1)	3:51.428		
					56.023(1)	56.231(1)	56.508(1)		
		63	CLANCY Edward						
		64	HAYTER Ethan						
			67	TANFIELD Charlie					
			70	WOOD Oliver					
		4	SWITZERLAND	SUI	1:04.119(2)	2:00.682(2)	2:57.295(2)	3:54.278	
						56.562(2)	56.613(2)	56.982(2)	
	140		BISSEGGER Stefan						
	142		IMHOF Claudio						
145	THIEBAUD Valere								
146	THIÉRY Cyrille								
	5	GERMANY	GER						
55		GROSS Felix							
57		REINHARDT Theo							
60		WEINSTEIN Domenic							
		59	SCHOMBER Nils						
	6	FRANCE	FRA						
41		ERMENAUULT Corentin							
46		MAITRE Florian							
48		TABELLION Valentin							
	7	BELGIUM	BEL						
16		DE KETELE Kenny							
18		GHYS Robbe							
19		HERREGODTS Rune							
		23	WEEMAES Sasha						
	8	POLAND	POL						
102		KRAWCZYK Szymon							
106		RUDYK Bartosz							
108		SAJNOK Szymon							
		110	STANISZEWSKI Daniel						

Report printed: 17/10/2019 21:43

TCT v1.1 Page 1/2

INSTITUTIONAL PARTNERS



LOCAL ORGANISING COMMITTEE



OFFICIAL SPONSORS



OFFICIAL SUPPLIERS



16-20 October 2019

Communiqué n° 33

**Men's Elimination Race
Results / Résultats**

Elapsed time:

Average Speed:

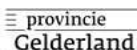
Rank	Bib	Name	Nation	Team	Laps Down
1	87	VIVIANI Elia	ITA	ITALY	
2	39	COQUARD Bryan	FRA	FRANCE	
3	104	PROKOPYSZYN Filip	POL	POLAND	
4	69	WALLS Matthew	GBR	GREAT BRITAIN	
5	114	OLIVEIRA Rui	POR	PORTUGAL	
6	137	PELEGRI Oscar	ESP	SPAIN	
7	25	BABOR Daniel	CZE	CZECH REPUBLIC	
8	143	RUEGG Lukas	SUI	SWITZERLAND	
9	122	ROSTOVTSEV Sergei	RUS	RUSSIA	
10	51	BEYER Maximilian	GER	GERMANY	
11	4	MASTALLER Stefan	AUT	AUSTRIA	
12	149	GLADYSH Roman	UKR	UKRAINE	
13	72	VOLIKAKIS Zafeiris	GRE	GREECE	
14	97	PIETERS Roy	NED	NETHERLANDS	
15	73	FILUTAS Viktor	HUN	HUNGARY	
16	132	KUBIS Lukas	SVK	SLOVAKIA	
17	11	RAMANAU Raman	BLR	BELARUS	
18	20	HESTERS Jules	BEL	BELGIUM	

Communiqué approved by the Secretary of the Commissaires Panel

Report printed: 16/10/2019 20:03

TCM v2 Page 1/1

INSTITUTIONAL PARTNERS



OFFICIAL SPONSORS



LOCAL ORGANISING COMMITTEE



OFFICIAL SUPPLIERS



Men's 200m Time Trial Sprint Qualification

Qualifying / Qualifications

Results / Résultats

World Record: 9"100 NICHOLAS PAUL (TTO) 04.09.2019 COCHABAMBA (BOL)

Race distance: 200m

Rank	Bib	Name	Team	100m	Time	Speed
1	94	HOOGLAND Jeffrey	NETHERLANDS	4.708(1)	9.474 4.765(1)	75,997 km/h
2	95	LAVREYSEN Harrie	NETHERLANDS	4.723(2)	9.510 4.786(2)	75,709 km/h
3	107	RUDYK Mateusz	POLAND	4.813(4)	9.677 4.863(4)	74,403 km/h
4	117	DMITRIEV Denis	RUSSIA	4.855(8)	9.704 4.848(3)	74,196 km/h
5	127	YAKUSHEVSKIY Pavel	RUSSIA	4.844(6)	9.719 4.874(5)	74,081 km/h
6	50	VIGIER Sebastien	FRANCE	4.809(3)	9.732 4.922(6)	73,982 km/h
7	68	TRUMAN Joseph	GREAT BRITAIN	4.834(5)	9.765 4.930(8)	73,732 km/h
8	27	KELEMEN Pavel	CZECH REPUBLIC	4.876(10)	9.805 4.928(7)	73,431 km/h
9	42	HELAL Rayan	FRANCE	4.910(11)	9.865 4.955(9)	72,985 km/h
10	90	LENDEL Vasilijus	LITHUANIA	4.854(7)	9.879 5.025(13)	72,881 km/h
11	62	CARLIN Jack	GREAT BRITAIN	4.872(9)	9.888 5.016(11)	72,815 km/h
12	54	ENGLER Eric	GERMANY	4.919(12)	9.938 5.019(12)	72,449 km/h
13	75	SZALONTAY Sandor	HUNGARY	4.926(13)	9.981 5.055(16)	72,137 km/h
14	138	PERALTA GASCON Juan	SPAIN	4.980(16)	9.993 5.012(10)	72,050 km/h
15	26	CECHMAN Martin	CZECH REPUBLIC	4.972(15)	9.999 5.026(14)	72,007 km/h
16	136	MORENO SANCHEZ Jose	SPAIN	4.965(14)	10.035 5.070(17)	71,748 km/h
17	53	DORNBACH Maximilian	GERMANY	5.001(18)	10.040 5.038(15)	71,713 km/h
18	109	SARNECKI Rafal	POLAND	4.989(17)	10.135 5.146(18)	71,040 km/h
19	116	SZABO Norbert	ROMANIA	5.028(19)	10.191 5.162(21)	70,650 km/h
20	80	CECI Francesco	ITALY	5.052(20)	10.200 5.148(19)	70,588 km/h
21	89	JONASKAS Svajunas	LITHUANIA	5.054(21)	10.216 5.162(20)	70,477 km/h
22	15	ZAITSAU Artsiom	BELARUS	5.105(22)	10.347 5.241(22)	69,585 km/h
23	155	STOVBETSKYI Dmytro	UKRAINE	5.158(23)	10.535 5.377(23)	68,343 km/h
24	152	MOSHCHONSKYI Oleksandr	UKRAINE	5.280(24)	10.765 5.484(24)	66,883 km/h

Qualification rule: Top 8 riders qualify for 1/8 finals. 9th to 24th places qualify for 1/16 finals.

**Men's Sprint
Final Classification / Classement Final**

Rank	Bib	Rider	Team	UCI ID
1	94	HOOGLAND, Jeffrey	NETHERLANDS	10007379761
2	95	LAVREYSEN, Harrie	NETHERLANDS	10009535686
3	107	RUDYK, Mateusz	POLAND	10009079382
4	117	DMITRIEV, Denis	RUSSIA	10003100142
5	127	YAKUSHEVSKIY, Pavel	RUSSIA	10004640220
6	68	TRUMAN, Joseph	GREAT BRITAIN	10017950943
7	42	HELAL, Rayan	FRANCE	10015683567
8	62	CARLIN, Jack	GREAT BRITAIN	10009967641
9	50	VIGIER, Sebastien	FRANCE	10010678569
10	27	KELEMEN, Pavel	CZECH REPUBLIC	10006422895
11	90	LENDEL, Vasilijus	LITHUANIA	10009181234
12	75	SZALONTAY, Sandor	HUNGARY	10007073506
13	138	PERALTA GASCON, Juan	SPAIN	10006552534
14	53	DORNBACH, Maximilian	GERMANY	10007779683
15	109	SARNECKI, Rafal	POLAND	10005953154
16	89	JONAUSKAS, Svajunas	LITHUANIA	10009181032
17	54	ENGLER, Eric	GERMANY	10006665496
18	26	CECHMAN, Martin	CZECH REPUBLIC	10010166590
19	136	MORENO SANCHEZ, Jose	SPAIN	10007502427
20	116	SZABO, Norbert	ROMANIA	10055137915
21	80	CECI, Francesco	ITALY	10006073493
22	15	ZAITSAU, Artsiom	BELARUS	10009017243
23	155	STOVBETSKYI, Dmytro	UKRAINE	10090555241
24	152	MOSHCHONSKYI, Oleksandr	UKRAINE	10093638932

Communiqué approved by the Secretary of the Commissaires Panel

Men's Scratch Race
Results / Résultats

Race distance: 15 km (60 laps)

Elapsed time: 17:01

Average speed: Speed: 52,889 km/h


Rank	Bib	Name	Nation	Team	Laps Down
1	135	MORA VEDRI Sebastian	ESP	SPAIN	
2	71	VOLIKAKIS Christos	GRE	GREECE	
3	98	STROETINGA Wim	NED	NETHERLANDS	
4	9	KARALIOK Yauheni	BLR	BELARUS	
5	69	WALLS Matthew	GBR	GREAT BRITAIN	
6	39	COQUARD Bryan	FRA	FRANCE	
7	81	CONSONNI Simone	ITA	ITALY	
8	104	PROKOPYSZYN Filip	POL	POLAND	
9	51	BEYER Maximilian	GER	GERMANY	
10	122	ROSTOVTSEV Sergei	RUS	RUSSIA	
11	22	VAN DEN BOSSCHE Fabio	BEL	BELGIUM	
12	77	ENGLISH Felix	IRL	IRELAND	
13	4	MASTALLER Stefan	AUT	AUSTRIA	
14	143	RUEGG Lukas	SUI	SWITZERLAND	
15	150	HRYNIV Vitaliy	UKR	UKRAINE	
16	35	MALMBERG Matias Gunnar	DEN	DENMARK	
17	74	LOVASSY Krisztian	HUN	HUNGARY	
18	1	STEPANYAN Edgar	ARM	ARMENIA	
	112	LEITAO Iuri	POR	PORTUGAL	DNF
	25	BABOR Daniel	CZE	CZECH REPUBLIC	DNF
	88	KORNILOVS Vitalijs	LAT	LATVIA	DNF
	131	CHREN Martin	SVK	SLOVAKIA	DNF
	115	CRISTA Daniel	ROM	ROMANIA	DNF

Communiqué approved by the Secretary of the Commissaires Panel

Report printed: 17/10/2019 20:03

TCM v2 Page 1/1

INSTITUTIONAL PARTNERS



OFFICIAL SPONSORS



LOCAL ORGANISING COMMITTEE



OFFICIAL SUPPLIERS



Men's Omnium I Scratch Race
Results / Résultats

Race distance: 10 km (40 laps)

Elapsed time: 10:12

Average speed: Speed: 58,823 km/h

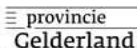
Rank	Bib	Name	Nation	Team	Laps Down
1	100	VAN SCHIP Jan	NED	NETHERLANDS	
2	49	THOMAS Benjamin	FRA	FRANCE	
3	139	TORRES Albert	ESP	SPAIN	
4	32	HANSEN Lasse Norman	DEN	DENMARK	
5	70	WOOD Oliver	GBR	GREAT BRITAIN	
6	17	DE VYLDER Lindsay	BEL	BELGIUM	-1
7	108	SAJNOK Szymon	POL	POLAND	-1
8	14	TSISHKOU Raman	BLR	BELARUS	-1
9	87	VIVIANI Elia	ITA	ITALY	-1
10	77	ENGLISH Felix	IRL	IRELAND	-1
11	114	OLIVEIRA Rui	POR	PORTUGAL	-1
12	51	BEYER Maximilian	GER	GERMANY	-1
13	142	IMHOF Claudio	SUI	SWITZERLAND	-1
14	71	VOLIKAKIS Christos	GRE	GREECE	-1
15	2	GOTZINGER Valentin	AUT	AUSTRIA	-1
16	74	LOVASSY Krisztian	HUN	HUNGARY	-1
17	149	GLADYSH Roman	UKR	UKRAINE	-1
18	118	ERSHOV Artur	RUS	RUSSIA	-1
19	29	PIETRULA Nicolas	CZE	CZECH REPUBLIC	-1
20	132	KUBIS Lukas	SVK	SLOVAKIA	-2
21	115	CRISTA Daniel	ROM	ROMANIA	-2

Communiqué approved by the Secretary of the Commissaires Panel

Report printed: 18/10/2019 15:19

TCM v2 Page 1/1

INSTITUTIONAL PARTNERS



OFFICIAL SPONSORS



LOCAL ORGANISING COMMITTEE



OFFICIAL SUPPLIERS



**Men's Omnium II Tempo
Results / Résultats**

Race distance: 10km (40 laps)

Rank	Bib	Name	Team	Sprints Won	Lap Points	Finish Order	Points
1	49	Benjamin THOMAS	FRANCE	3, 4, 5, 6, 7, 8, 9, 10, 11, 12, 13, 14	20	20	32
2	32	Lasse Norman HANSEN	DENMARK	23, 24, 25, 26, 27, 28, 29, 30, 31	20	17	29
3	71	Christos VOLIKAKIS	GREECE	1, 18, 36	0	1	3
4	70	Oliver WOOD	GREAT BRITAIN	19, 32, 33	0	2	3
5	100	Jan VAN SCHIP	NETHERLANDS	2, 17, 34	0	9	3
6	87	Elia VIVIANI	ITALY	22, 35	0	11	2
7	108	Szymon SAJNOK	POLAND	15	0	8	1
8	139	Albert TORRES	SPAIN	20	0	10	1
9	14	Raman TSISHKOU	BELARUS	16	0	15	1
10	77	Felix ENGLISH	IRELAND	21	0	18	1
11	17	Lindsay DE VYLDER	BELGIUM		0	6	0
12	142	Claudio IMHOF	SWITZERLAND		0	7	0
13	118	Artur ERSHOV	RUSSIA		0	19	0
14	114	Rui OLIVEIRA	PORTUGAL		0	21	0
15	74	Krisztian LOVASSY	HUNGARY		-20	3	-20
16	2	Valentin GOTZINGER	AUSTRIA		-20	4	-20
17	149	Roman GLADYSH	UKRAINE		-20	5	-20
18	51	Maximilian BEYER	GERMANY		-20	12	-20
19	29	Nicolas PIETRULA	CZECH REPUBLIC		-20	13	-20
20	115	Daniel CRISTA	ROMANIA		-40	14	-40
21	132	Lukas KUBIS	SLOVAKIA		-40	16	-40

Communiqué approved by the Secretary of the Commissaires Panel

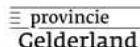
Report printed: 18/10/2019 16:42

www.veloresults.com

TCM v2

Page 1/1

INSTITUTIONAL PARTNERS



OFFICIAL SPONSORS



LOCAL ORGANISING COMMITTEE



OFFICIAL SUPPLIERS



16-20 October 2019

Communiqué n° 56

**Men's Omnium III Elimination
Results / Résultats**

Elapsed time:

Average Speed:


Rank	Bib	Name	Nation	Team	Laps Down
1	87	VIVIANI Elia	ITA	ITALY	
2	49	THOMAS Benjamin	FRA	FRANCE	
3	100	VAN SCHIP Jan	NED	NETHERLANDS	
4	70	WOOD Oliver	GBR	GREAT BRITAIN	
5	71	VOLIKAKIS Christos	GRE	GREECE	
6	114	OLIVEIRA Rui	POR	PORTUGAL	
7	14	TSISHKOU Raman	BLR	BELARUS	
8	32	HANSEN Lasse Norman	DEN	DENMARK	
9	139	TORRES Albert	ESP	SPAIN	
10	108	SAJNOK Szymon	POL	POLAND	
11	51	BEYER Maximilian	GER	GERMANY	
12	17	DE VYLDER Lindsay	BEL	BELGIUM	
13	142	IMHOF Claudio	SUI	SWITZERLAND	
14	118	ERSHOV Artur	RUS	RUSSIA	
15	2	GOTZINGER Valentin	AUT	AUSTRIA	
16	77	ENGLISH Felix	IRL	IRELAND	
17	29	PIETRULA Nicolas	CZE	CZECH REPUBLIC	
18	149	GLADYSH Roman	UKR	UKRAINE	
19	132	KUBIS Lukas	SVK	SLOVAKIA	
20	74	LOVASSY Krisztian	HUN	HUNGARY	
21	115	CRISTA Daniel	ROM	ROMANIA	

Communiqué approved by the Secretary of the Commissaires Panel

Report printed: 18/10/2019 19:30

TCM v2 Page 1/1

INSTITUTIONAL PARTNERS



OFFICIAL SPONSORS



LOCAL ORGANISING COMMITTEE



OFFICIAL SUPPLIERS



Men's Omnium
Results / Résultats
Final Classification

Rank	No.	Name	Team	Scratch	Tempo	Elim	Subtotal Points	Points Race										Lap Points	Finish Order	Total
								1	2	3	4	5	6	7	8	9	10			
1	49	THOMAS Benjamin	FRANCE	38 (2)	40 (1)	38 (2)	116	2	3		2	2	3	1	2		2	40	4	173
2	32	HANSEN Lasse Norman	DENMARK	34 (4)	38 (2)	26 (8)	98		5	3		1				5	10	40	1	162
3	70	WOOD Oliver	GREAT BRITAIN	32 (5)	34 (4)	34 (4)	100			2	1						6	40	2	149
4	139	TORRES Albert	SPAIN	36 (3)	26 (8)	24 (9)	86				5	3	1	5	3	2		40	10	145
5	100	VAN SCHIP Jan	NETHERLANDS	40 (1)	32 (5)	36 (3)	108	3		5			5			3		20	5	144
6	87	VIVIANI Elia	ITALY	24 (9)	30 (6)	40 (1)	94				3	5				1		20	15	123
7	71	VOLIKAKIS Christos	GREECE	14 (14)	36 (3)	32 (5)	82			1			2	2	5			20	6	112
8	17	DE VYLDER Lindsay	BELGIUM	30 (6)	20 (11)	18 (12)	68		1									20	13	89
9	114	OLIVEIRA Rui	PORTUGAL	20 (11)	14 (14)	30 (6)	64											20	16	84
10	14	TSISHKOU Raman	BELARUS	26 (8)	24 (9)	28 (7)	78											0	8	78
11	108	SAJNOK Szymon	POLAND	28 (7)	28 (7)	22 (10)	78											0	11	78
12	142	IMHOF Claudio	SWITZERLAND	16 (13)	18 (12)	16 (13)	50							3	1			20	7	74
13	77	ENGLISH Felix	IRELAND	22 (10)	22 (10)	10 (16)	54											0	12	54
14	51	BEYER Maximilian	GERMANY	18 (12)	6 (18)	20 (11)	44		2									0	9	46
15	118	ERSHOV Artur	RUSSIA	6 (18)	16 (13)	14 (14)	36											0	19	36
16	2	GOTZINGER Valentin	AUSTRIA	12 (15)	10 (16)	12 (15)	34	1										0	14	35
17	74	LOVASSY Krisztian	HUNGARY	10 (16)	12 (15)	2 (20)	24	5									4	0	3	33
18	149	GLADYSH Roman	UKRAINE	8 (17)	8 (17)	6 (18)	22											0	20	22
19	29	PIETRULA Nicolas	CZECH REPUBLIC	4 (19)	4 (19)	8 (17)	16											0	18	16
20	115	CRISTA Daniel	ROMANIA	-40 (-1)	2 (20)	1 (21)	-37											-20	17	-57
21	132	KUBIS Lukas	SLOVAKIA	-40 (-1)	1 (21)	4 (19)												-60	21	DNF

Communiqué approved by the Secretary of the Commissaires Panel

16-20 October 2019

Communiqué n° 61

**Men's Keirin Round 1
Results / Résultats**

Race distance: 6 laps

Rank	No.	Rider	Nation	Team
Heat 1				
				Time: 10.153 Speed: 70.915km/h
1	50	VIGIER Sebastien	FRA	FRANCE
3	65	KENNY Jason	GBR	GREAT BRITAIN
4	105	RAJKOWSKI Patryk	POL	POLAND
5	90	LENDEL Vasilijus	LTU	LITHUANIA
6	127	YAKUSHEVSKIY Pavel	RUS	RUSSIA
REL	27	KELEMEN Pavel	CZE	CZECH REPUBLIC
Heat 2				
				Time: 10.147 Speed: 70.956km/h
1	61	LEVY Maximilian	GER	GERMANY
2	138	PERALTA GASCON Juan	ESP	SPAIN
3	62	CARLIN Jack	GBR	GREAT BRITAIN
4	155	STOVBETSKYI Dmytro	UKR	UKRAINE
5	89	JONAUSKAS Svajunas	LTU	LITHUANIA
6	80	CECI Francesco	ITA	ITALY
Heat 3				
				Time: 10.078 Speed: 71.442km/h
1	92	BUCHLI Matthijs	NED	NETHERLANDS
2	24	BABEK Tomas	CZE	CZECH REPUBLIC
3	56	JURCZYK Marc	GER	GERMANY
4	10	NOVIK Uladzislau	BLR	BELARUS
5	136	MORENO SANCHEZ Jose	ESP	SPAIN
6	116	SZABO Norbert	ROM	ROMANIA
Heat 4				
				Time: 08.909 Speed: 80.817km/h
1	95	LAVREYSEN Harrie	NED	NETHERLANDS
2	42	HELAL Rayan	FRA	FRANCE
3	103	MAKSEL Krzysztof	POL	POLAND
4	147	CHEBANETS Tadey-ivan	UKR	UKRAINE
5	75	SZALONTAY Sandor	HUN	HUNGARY
6	117	DMITRIEV Denis	RUS	RUSSIA
7	15	ZAITSAU Artsiom	BLR	BELARUS

Qualification rule: The first 2 riders in each heat qualify to the Semifinals, all other riders advance to Repechages.
Relegation for rider #27 KELEMEN Pavel CZE (UCI ID 10006422895) for not holding his line during the final sprint in heat 1

Communiqué approved by the Secretary of the Commissaires Panel

16-20 October 2019

Communiqué n° 63

Men's Keirin Repechages Results / Résultats

Race distance: 6 laps

Rank	No.	Rider	Nation	Team
Heat 1				
				Time: 10.390 Speed: 69.297km/h
1	105	RAJKOWSKI Patryk	POL	POLAND
2	136	MORENO SANCHEZ Jose	ESP	SPAIN
3	80	CECI Francesco	ITA	ITALY
4	147	CHEBANETS Tadey-ivan	UKR	UKRAINE
Heat 2				
				Time: 10.279 Speed: 70.045km/h
1	62	CARLIN Jack	GBR	GREAT BRITAIN
2	27	KELEMEN Pavel	CZE	CZECH REPUBLIC
3	89	JONAUSKAS Svajunas	LTU	LITHUANIA
4	10	NOVIK Uladzislau	BLR	BELARUS
Heat 3				
				Time: 10.048 Speed: 71.656km/h
1	117	DMITRIEV Denis	RUS	RUSSIA
2	127	YAKUSHEVSKIY Pavel	RUS	RUSSIA
3	56	JURCZYK Marc	GER	GERMANY
4	155	STOVBETSKYI Dmytro	UKR	UKRAINE
Heat 4				
				Time: 10.492 Speed: 68.623km/h
1	103	MAKSEL Krzysztof	POL	POLAND
2	90	LENDEL Vasilijus	LTU	LITHUANIA
3	75	SZALONTAY Sandor	HUN	HUNGARY
4	15	ZAITSAU Artsiom	BLR	BELARUS
5	116	SZABO Norbert	ROM	ROMANIA

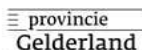

Qualification rule: The winner of each heat advance to Semifinals

Communiqué approved by the Secretary of the Commissaires Panel

Report printed: 19/10/2019 17:23

TCM v 2 Page 1/1

INSTITUTIONAL PARTNERS



OFFICIAL SPONSORS



LOCAL ORGANISING COMMITTEE



OFFICIAL SUPPLIERS



16-20 October 2019

Communiqué n° 65

Men's Keirin Semifinals

Results / Résultats

Race distance: 6 laps

Rank	No.	Rider	Nation	Team
Heat 1				
				Time: 10.252 Speed: 70.23km/h
1	95	LAVREYSEN Harrie	NED	NETHERLANDS
2	50	VIGIER Sebastien	FRA	FRANCE
3	24	BABEK Tomas	CZE	CZECH REPUBLIC
4	105	RAJKOWSKI Patryk	POL	POLAND
5	103	MAKSEL Krzysztof	POL	POLAND
6	138	PERALTA GASCON Juan	ESP	SPAIN
Heat 2				
				Time: 09.992 Speed: 72.057km/h
1	117	DMITRIEV Denis	RUS	RUSSIA
2	92	BUCHLI Matthijs	NED	NETHERLANDS
3	42	HELAL Rayan	FRA	FRANCE
4	65	KENNY Jason	GBR	GREAT BRITAIN
5	61	LEVY Maximilian	GER	GERMANY
6	62	CARLIN Jack	GBR	GREAT BRITAIN

Qualification rule: Top 3 riders advance to the Final for 1-6 others to Final for 7-12

Communiqué approved by the Secretary of the Commissaires Panel

16-20 October 2019

Communiqué n° 67

**Men's Keirin Finals
Results / Résultats**

Race distance: 6 laps

Rank	No.	Rider	Nation	Team
------	-----	-------	--------	------

Final 7-12

Time: 10.345
Speed: 69.598km/h

1	65	KENNY Jason	GBR	GREAT BRITAIN
2	103	MAKSEL Krzysztof	POL	POLAND
3	61	LEVY Maximilian	GER	GERMANY
4	62	CARLIN Jack	GBR	GREAT BRITAIN
5	138	PERALTA GASCON Juan	ESP	SPAIN
6	105	RAJKOWSKI Patryk	POL	POLAND

Final 1-6

Time: 10.030
Speed: 71.784km/h

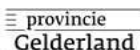

1	95	LAVREYSEN Harrie	NED	NETHERLANDS
2	117	DMITRIEV Denis	RUS	RUSSIA
3	92	BUCHLI Matthijs	NED	NETHERLANDS
4	24	BABEK Tomas	CZE	CZECH REPUBLIC
5	50	VIGIER Sebastien	FRA	FRANCE
6	42	HELAL Rayan	FRA	FRANCE

Communiqué approved by the Secretary of the Commissaires Panel

Report printed: 19/10/2019 21:48

TCM v2 Page 1/1

INSTITUTIONAL PARTNERS



OFFICIAL SPONSORS



LOCAL ORGANISING COMMITTEE



OFFICIAL SUPPLIERS



16-20 October 2019

Communiqué n° 68

Men's Keirin
Final Classification / Classement Final

Rank	Bib	Rider	Team	UCI ID
1	95	LAVREYSEN, Harrie	NETHERLANDS	10009535686
2	117	DMITRIEV, Denis	RUSSIA	10003100142
3	92	BUCHLI, Matthijs	NETHERLANDS	10006900421
4	24	BABEK, Tomas	CZECH REPUBLIC	10004612534
5	50	VIGIER, Sebastien	FRANCE	10010678569
6	42	HELAL, Rayan	FRANCE	10015683567
7	65	KENNY, Jason	GREAT BRITAIN	10004599194
8	103	MAKSEL, Krzysztof	POLAND	10006902239
9	61	LEVY, Maximilian	GERMANY	10004601723
10	62	CARLIN, Jack	GREAT BRITAIN	10009967641
11	138	PERALTA GASCON, Juan	SPAIN	10006552534
12	105	RAJKOWSKI, Patryk	POLAND	10009176281
13	136	MORENO SANCHEZ, Jose	SPAIN	10007502427
13	27	KELEMEN, Pavel	CZECH REPUBLIC	10006422895
13	127	YAKUSHEVSKIY, Pavel	RUSSIA	10004640220
13	90	LENDEL, Vasilijus	LITHUANIA	10009181234
17	80	CECI, Francesco	ITALY	10006073493
17	89	JONASKAS, Svajunas	LITHUANIA	10009181032
17	56	JURCZYK, Marc	GERMANY	10009178002
17	75	SZALONTAY, Sandor	HUNGARY	10007073506
21	147	CHEBANETS, Tadey-ivan	UKRAINE	10010903891
21	10	NOVIK, Uladzislau	BELARUS	10009049979
21	155	STOVBETSKYI, Dmytro	UKRAINE	10090555241
21	15	ZAITSAU, Artsiom	BELARUS	10009017243
25	116	SZABO, Norbert	ROMANIA	10055137915

Communiqué approved by the Secretary of the Commissaires Panel



Report printed: 19/10/2019 21:56



www.veloresults.com

TCT v1.1 Page 1/1

INSTITUTIONAL PARTNERS



LOCAL ORGANISING COMMITTEE



OFFICIAL SPONSORS



OFFICIAL SUPPLIERS



Men's Individual Pursuit

Qualifying / Qualifications

Results / Résultats

World Record: 4'05"423 ASHTON LAMBIE (USA) 06.09.2019 COCHABAMBA (BOL)

Race distance: 4000m (16 laps)

Rank	Bib	Name	Team	1000m	2000m	3000m	Time	Speed
1	41	ERMENAUULT Corentin	FRANCE	1:06.596(1)	2:06.915(1) 1:00.318(1)	3:07.410(1) 1:00.495(1)	4:10.314 1:02.904(7)	57.527 km/h
2	60	WEINSTEIN Domenic	GERMANY	1:08.186(3)	2:09.089(2) 1:00.902(2)	3:10.221(2) 1:01.132(2)	4:12.125 1:01.903(3)	57.114 km/h
3	140	BISSEGGER Stefan	SWITZERLAND	1:08.226(4)	2:10.303(4) 1:02.077(5)	3:12.316(4) 1:02.012(5)	4:13.242 1:00.926(1)	56.862 km/h
4	55	GROSS Felix	GERMANY	1:08.872(9)	2:11.087(6) 1:02.215(6)	3:13.004(6) 1:01.916(3)	4:14.617 1:01.613(2)	56.555 km/h
5	12	SHEMETAU Mikhail	BELARUS	1:08.839(6)	2:10.413(5) 1:01.573(4)	3:12.758(5) 1:02.345(6)	4:17.144 1:04.386(9)	55.999 km/h
6	19	HERREGODTS Rune	BELGIUM	1:08.835(5)	2:12.022(10) 1:03.187(12)	3:14.854(9) 1:02.832(9)	4:17.599 1:02.745(6)	55.900 km/h
7	130	EVTUSHENKO Alexander	RUSSIA	1:08.108(2)	2:09.261(3) 1:01.152(3)	3:12.080(3) 1:02.819(8)	4:18.129 1:06.048(13)	55.786 km/h
8	85	PLEBANI Davide	ITALY	1:08.839(7)	2:11.158(7) 1:02.319(7)	3:13.777(8) 1:02.618(7)	4:18.208 1:04.431(10)	55.768 km/h
9	102	KRAWCZYK Szymon	POLAND	1:09.783(12)	2:12.300(11) 1:02.516(10)	3:16.211(11) 1:03.910(12)	4:18.626 1:02.415(5)	55.678 km/h
10	84	MILAN Jonathan	ITALY	1:09.134(10)	2:11.536(8) 1:02.401(9)	3:13.512(7) 1:01.976(4)	4:18.694 1:05.182(12)	55.664 km/h
11	145	THIEBAUD Valere	SWITZERLAND	1:10.342(15)	2:13.619(14) 1:03.276(13)	3:17.080(13) 1:03.460(10)	4:19.202 1:02.122(4)	55.555 km/h
12	79	YOUNG Xeno	IRELAND	1:08.851(8)	2:11.604(9) 1:02.752(11)	3:15.806(10) 1:04.201(13)	4:20.528 1:04.722(11)	55.272 km/h
13	111	ZIOLKOWSKI Wojciech	POLAND	1:10.404(16)	2:12.793(12) 1:02.389(8)	3:16.609(12) 1:03.816(11)	4:23.448 1:06.838(16)	54.659 km/h
14	7	AKHRAMENKA Yauheni	BELARUS	1:10.021(14)	2:13.855(16) 1:03.834(14)	3:18.694(15) 1:04.838(14)	4:25.180 1:06.486(14)	54.302 km/h
15	47	PIJOURLET Louis	FRANCE	1:09.160(11)	2:13.416(13) 1:04.256(16)	3:18.635(14) 1:05.218(15)	4:25.282 1:06.647(15)	54.281 km/h
16	112	LEITAO Iuri	PORTUGAL	1:11.161(19)	2:17.869(18) 1:06.708(19)	3:23.216(17) 1:05.347(16)	4:26.565 1:03.348(8)	54.020 km/h
17	73	FILUTAS Viktor	HUNGARY	1:09.797(13)	2:13.741(15) 1:03.944(15)	3:19.606(16) 1:05.864(17)	4:26.645 1:07.039(17)	54.004 km/h
18	153	TSARENKO Kyrylo	UKRAINE	1:10.765(18)	2:16.512(17) 1:05.746(17)	3:23.743(18) 1:07.230(18)	4:32.767 1:09.024(18)	52.792 km/h
19	151	KRYVYCH Oleksandr	UKRAINE	1:10.760(17)	2:18.783(19) 1:08.023(20)	3:28.706(20) 1:09.923(20)	4:42.428 1:13.721(19)	50.986 km/h
20	88	KORNILOVS Vitalijs	LATVIA	1:13.998(20)	2:20.453(20) 1:06.454(18)	3:28.644(19) 1:08.191(19)	4:42.455 1:13.811(20)	50.981 km/h

Notes: Qualification rule: Fastest 2 riders race for Gold, and 3rd and 4th riders race for Bronze.

Communiqué approved by the President of the Commissaires Panel

16-20 October 2019

Communiqué n° 72

Men's Individual Pursuit

Results and Final Classification / Résultats et classement final

World Record: 4'05"423 ASHTON LAMBIE (USA) 06.09.2019 COCHABAMBA (BOL)

Race distance: 4000m (16 laps)

Medal	Rank	Name	Team	1000m	2000m	3000m	Time	Speed
Gold	1	41 ERMENAUULT Corentin	FRANCE	1:07.493 (1)	2:08.415 (1) 1:00.922 (1)	3:10.238 (1) 1:01.823 (2)	4:14.358 1:04.119 (2)	56.613
Silver	2	60 WEINSTEIN Domenic	GERMANY	1:09.463 (2)	2:11.009 (2) 1:01.545 (2)	3:12.735 (2) 1:01.726 (1)	4:15.918 1:03.183 (1)	56.268
Bronze	3	55 GROSS Felix	GERMANY	1:07.920 (1)	2:10.077 (1) 1:02.156 (1)	3:11.914 (1) 1:01.837 (1)	4:13.240 1:01.326 (2)	56.863
	4	140 BISEGGER Stefan	SWITZERLAND	1:07.954 (2)	2:10.423 (2) 1:02.469 (2)	3:12.860 (2) 1:02.436 (2)	4:13.776 1:00.916 (1)	56.743
	5	12 SHEMETAU Mikhail	BELARUS					
	6	19 HERREGODTS Rune	BELGIUM					
	7	130 EVTUSHENKO Alexander	RUSSIA					
	8	85 PLEBANI Davide	ITALY					
	9	102 KRAWCZYK Szymon	POLAND					
	10	84 MILAN Jonathan	ITALY					
	11	145 THIEBAUD Valere	SWITZERLAND					
	12	79 YOUNG Xeno	IRELAND					
	13	111 ZIOLKOWSKI Wojciech	POLAND					
	14	7 AKHRAMENKA Yauheni	BELARUS					
	15	47 PIJOURLET Louis	FRANCE					
	16	112 LEITAO Iuri	PORTUGAL					
	17	73 FILUTAS Viktor	HUNGARY					
	18	153 TSARENKO Kyrylo	UKRAINE					
	19	151 KRYVYCH Oleksandr	UKRAINE					
	20	88 KORNILOVS Vitalijs	LATVIA					

Communiqué approved by the President of the Commissaires Panel

Report printed: 19/10/2019 19:37

TCT v1.1 Page 1/1

INSTITUTIONAL PARTNERS



OFFICIAL SPONSORS



LOCAL ORGANISING COMMITTEE



OFFICIAL SUPPLIERS



**Men's Points Race
Results / Résultats**

Race distance: 40 km (160 laps)

Race Time:43:01

Rank	Bib	Name	Team	Sprints																Lap Points	Finish Order	Points
				1	2	3	4	5	6	7	8	9	10	11	12	13	14	15	16			
1	39	COQUARD Bryan	FRANCE		5		3				3			1			6	80	2	98		
2	100	VAN SCHIP Jan	NETHERLANDS					5			5	3		5	5	1	5	4	60	3	93	
3	86	SCARTEZZINI Michele	ITALY				2									3	3		80	14	88	
4	71	VOLIKAKIS Christos	GREECE		3	3		3	3	2	5		2			2		2	60	4	85	
5	64	HAYTER Ethan	GREAT BRITAIN	5								1	1	3	2	3	1		60	13	76	
6	35	MALMBERG Matias Gunn	DENMARK	3	2							2				1			60	18	68	
7	120	KULIKOV Vladislav	RUSSIA		1		1			1	2							10	40	1	55	
8	113	MARTINGIL Cesar	PORTUGAL					1	5							5	2		40	7	53	
9	146	THIÈRY Cyrille	SWITZERLAND				5		1	3	1								40	12	50	
10	76	DOWNEY Mark	IRELAND	1				2	2					3					40	15	48	
11	106	RUDYK Bartosz	POLAND										5						40	11	45	
12	21	THIJSEN Gerben	BELGIUM									5							40	19	45	
13	137	PELEGRI Oscar	SPAIN			1				5	3			2		2			20	5	33	
14	115	CRISTA Daniel	ROMANIA			5													20	8	25	
15	73	FILUTAS Viktor	HUNGARY	2															20	6	22	
16	5	MATZNER Stefan	AUSTRIA			2													20	16	22	
17	11	RAMANAU Raman	BELARUS										1						20	9	21	
18	29	PIETRULA Nicolas	CZECH REPUBLIC																20	10	20	
19	154	SHCHERBAN Vladiislav	UKRAINE																0	17	0	
DNF	58	ROHDE Leon	GERMANY																0	22	DNF	
DNF	131	CHREN Martin	SLOVAKIA																-40	20	DNF	
DNF	88	KORNILOVS Vitalijs	LATVIA																-80	21	DNF	

Communiqué approved by the Secretary of the Commissaires Panel

16-20 October 2019

Communiqué n° 78

Men's 1km Time Trial

Qualifying / Qualifications

Results / Résultats

World Record: 56"303 FRANCOIS PERVIS (FRA) 07.12.2013 AGUASCALIENTES (MEX)

Race distance: 1000m

Rank	Bib	Name	Team	250m	500m	750m	Time	Speed
1	44	LAFARGUE Quentin	FRANCE	19.019(8)	32.060(5) 13.040(1)	45.516(3) 13.456(1)	1:00.045 14.529(5)	59.955 km/h
2	96	LIGTLEE Sam	NETHERLANDS	18.609(2)	31.677(2) 13.068(2)	45.276(1) 13.599(5)	1:00.196 14.920(11)	59.804 km/h
3	91	BOS Theo	NETHERLANDS	18.743(4)	32.023(4) 13.280(6)	45.748(4) 13.725(8)	1:00.226 14.477(4)	59.774 km/h
4	56	JURCZYK Marc	GERMANY	19.239(14)	32.627(13) 13.387(11)	46.214(9) 13.587(4)	1:00.620 14.405(2)	59.386 km/h
5	103	MAKSEL Krzysztof	POLAND	18.828(5)	32.276(6) 13.448(12)	46.099(7) 13.822(10)	1:00.637 14.538(6)	59.369 km/h
6	24	BABEK Tomas	CZECH REPUBLIC	19.022(9)	32.287(7) 13.265(5)	45.976(5) 13.689(7)	1:00.691 14.714(8)	59.316 km/h
7	40	D'ALMEIDA Michael	FRANCE	19.142(13)	32.383(9) 13.241(4)	45.997(6) 13.614(6)	1:00.846 14.848(10)	59.165 km/h
8	127	YAKUSHEVSKIY Pavel	RUSSIA	18.250(1)	31.406(1) 13.156(3)	45.442(2) 14.036(13)	1:00.946 15.503(14)	59.068 km/h
9	83	LAMON Francesco	ITALY	19.604(17)	33.076(16) 13.472(13)	46.631(12) 13.554(3)	1:00.966 14.335(1)	59.049 km/h
10	53	DORNBACH Maximilian	GERMANY	19.773(18)	33.288(18) 13.515(14)	46.798(15) 13.509(2)	1:01.227 14.429(3)	58.797 km/h
11	80	CECI Francesco	ITALY	19.584(16)	32.928(15) 13.344(10)	46.693(13) 13.764(9)	1:01.392 14.699(7)	58.639 km/h
12	31	WAGNER Robin	CZECH REPUBLIC	19.125(12)	32.421(11) 13.295(7)	46.366(10) 13.945(12)	1:01.615 15.249(12)	58.427 km/h
13	136	MORENO SANCHEZ Jose	SPAIN	19.029(10)	32.366(8) 13.336(9)	46.519(11) 14.152(14)	1:02.126 15.607(16)	57.946 km/h
14	23	WEEMAES Sasha	BELGIUM	19.903(19)	33.502(19) 13.598(16)	47.382(17) 13.880(11)	1:02.166 14.783(9)	57.909 km/h
15	75	SZALONTAY Sandor	HUNGARY	18.640(3)	31.957(3) 13.317(8)	46.195(8) 14.237(15)	1:02.240 16.045(20)	57.840 km/h
16	109	SARNECKI Rafal	POLAND	18.894(7)	32.411(10) 13.516(15)	46.762(14) 14.351(16)	1:02.478 15.716(17)	57.620 km/h
17	123	SHARAPOV Alexander	RUSSIA	18.890(6)	32.515(12) 13.624(17)	46.912(16) 14.397(18)	1:02.636 15.723(18)	57.474 km/h
18	10	NOVIK Uladzislau	BELARUS	19.327(15)	33.206(17) 13.878(19)	47.589(19) 14.383(17)	1:03.042 15.452(13)	57.104 km/h
19	133	JIMENEZ Ekain	SPAIN	19.057(11)	32.874(14) 13.816(18)	47.556(18) 14.682(19)	1:03.400 15.843(19)	56.782 km/h
20	151	KRYVYCH Oleksandr	UKRAINE	19.917(20)	34.259(20) 14.342(20)	49.019(20) 14.759(20)	1:04.529 15.509(15)	55.788 km/h


Notes:

Communiqué approved by the President of the Commissaires Panel

Report printed: 20/10/2019 13:01

TCT v1.1 Page 1/1

INSTITUTIONAL PARTNERS



OFFICIAL SPONSORS



LOCAL ORGANISING COMMITTEE



OFFICIAL SUPPLIERS



16-20 October 2019

Communiqué n° 80

Men's 1km Time Trial

Results and Final Classification / Résultats et classement final

World Record: 56"303 FRANCOIS PERVIS (FRA) 07.12.2013 AGUASCALIENTES (MEX)

Race distance: 1000m

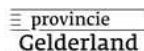
Medal	Rank	Name	Team	250m	500m	750m	Time	Speed
Gold	1	44 LAFARGUE Quentin	FRANCE	18.860(5)	31.908(2) 13.047(1)	45.444(1) 13.536(1)	1:00.289 14.844(4)	59.712
Silver	2	91 BOS Theo	NETHERLANDS	18.768(3)	32.132(6) 13.364(7)	45.922(6) 13.789(6)	1:00.409 14.486(1)	59.593
Bronze	3	40 D'ALMEIDA Michael	FRANCE	18.780(4)	31.945(3) 13.165(2)	45.683(2) 13.738(4)	1:00.663 14.979(6)	59.343
	4	96 LIGTLEE Sam	NETHERLANDS	18.874(6)	32.064(4) 13.190(4)	45.710(3) 13.646(2)	1:00.701 14.990(7)	59.306
	5	56 JURCZYK Marc	GERMANY	18.977(8)	32.155(7) 13.177(3)	45.888(4) 13.732(3)	1:00.733 14.845(5)	59.275
	6	24 BABEK Tomas	CZECH REPUBLIC	18.878(7)	32.186(8) 13.308(5)	45.976(7) 13.789(5)	1:00.745 14.768(3)	59.264
	7	103 MAKSEL Krzysztof	POLAND	18.625(2)	32.087(5) 13.461(8)	45.998(8) 13.911(7)	1:00.755 14.756(2)	59.253
	8	127 YAKUSHEVSKIY Pavel	RUSSIA	18.380(1)	31.706(1) 13.326(6)	45.911(5) 14.204(8)	1:01.759 15.848(8)	58.290
	9	83 LAMON Francesco	ITALY					
	10	53 DORNBACH Maximilian	GERMANY					
	11	80 CECI Francesco	ITALY					
	12	31 WAGNER Robin	CZECH REPUBLIC					
	13	136 MORENO SANCHEZ Jose	SPAIN					
	14	23 WEEMAES Sasha	BELGIUM					
	15	75 SZALONTAY Sandor	HUNGARY					
	16	109 SARNECKI Rafal	POLAND					
	17	123 SHARAPOV Alexander	RUSSIA					
	18	10 NOVIK Uladzislau	BELARUS					
	19	133 JIMENEZ Ekain	SPAIN					
	20	151 KRYVYCH Oleksandr	UKRAINE					

Communiqué approved by the President of the Commissaires Panel

Report printed: 20/10/2019 14:39

TCT v1.1 Page 1/1

INSTITUTIONAL PARTNERS



OFFICIAL SPONSORS



LOCAL ORGANISING COMMITTEE



OFFICIAL SUPPLIERS



16-20 October 2019

Communiqué n° 82

Women's Team Sprint

Qualifying / Qualifications

Results / Résultats

World Record: 32"034 CHINA (JINJIE GONG, TIANSHI ZHONG) 18.02.2015 SAINT-QUENTIN-EN-YVLINES (FRA)

Race distance: 2 laps

Rank	Team		1 Lap	Time	Speed
1	GERMANY	GER	19.468(6)	33.273 13.804(1)	54,097 km/h
	33 FRIEDRICH Lea sophie				
	35 HINZE Emma				
2	NETHERLANDS	NED	19.048(2)	33.528 14.479(6)	53,686 km/h
	74 LAMBERINK Kyra				
	77 VAN DER PEET Steffie				
3	LITHUANIA	LTU	19.175(3)	33.549 14.374(4)	53,652 km/h
	69 KRUPECKAITE Simona				
	70 MAROZAITE Migle				
4	RUSSIA	RUS	19.301(4)	33.553 14.251(2)	53,646 km/h
	99 ROGOVAYA Ekaterina				
	101 SHMELEVA Daria				
5	POLAND	POL	19.338(5)	33.622 14.284(3)	53,536 km/h
	85 KARWACKA Marlena				
	86 LOS Urszula				
6	UKRAINE	UKR	18.968(1)	33.672 14.704(8)	53,456 km/h
	112 BASOVA Liubov				
	117 STARIKOVA Olena				
7	SPAIN	ESP	19.550(7)	34.104 14.554(7)	52,779 km/h
	105 CALVO BARBERO Tania				
	106 CASAS ROIGE Helena				
8	ITALY	ITA	19.997(8)	34.413 14.415(5)	52,305 km/h
	60 BISSOLATI Elena				
	67 VECE Miriam				

Notes: Qualification rule: all teams proceed to first round

Communiqué approved by the President of the Commissaires Panel

Women's Team Sprint First Round/ Premier Tour

Results / Résultats

World Record: 32"034 CHINA (JINJIE GONG, TIANSHI ZHONG) 18.02.2015 SAINT-QUENTIN-EN-YVLINES (FRA)

Race distance: 2 laps

Heat 1	Team	1 Lap	Time	Diff
1	RUSSIA	18.607(1)	32.724	
	102 VOINOVA Anastasiia		14.117(1)	
	101 SHMELEVA Daria			

2	POLAND	19.419(2)	33.601	
	85 KARWACKA Marlena		14.181(2)	
	86 LOS Urszula			

Heat 2	Team	1 Lap	Time	Diff
1	LITHUANIA	19.149(1)	33.347	
	69 KRUPECKAITE Simona		14.198(1)	
	70 MAROZAITE Migle			

2	UKRAINE	18.938(2)	34.039	
	112 BASOVA Liubov		15.100(2)	
	117 STARIKOVA Olena			

Heat 3	Team	1 Lap	Time	Diff
1	NETHERLANDS	19.005(1)	32.996	
	74 LAMBERINK Kyra		13.991(1)	
	72 BRASPENNINCX Shanne			

2	SPAIN	19.405(2)	33.808	
	105 CALVO BARBERO Tania		14.403(2)	
	106 CASAS ROIGE Helena			

Heat 4	Team	1 Lap	Time	Diff
1	GERMANY	19.269(1)	32.961	
	33 FRIEDRICH Lea sophie		13.691(1)	
	35 HINZE Emma			
2	ITALY	19.132(2)	33.841	
	60 BISSOLATI Elena		14.709(2)	
	67 VECE Miriam			

Qualification rule: The fastest two winning teams race for the gold and silver medals, and the other two winning teams race for the bronze medal. Losers are classified from 5th to 8th place by their times in the First round.

Communiqué approved by the President of the Commissaires Panel

Women's Team Sprint Results and Final Classification / Résultats et classement final

Results / Résultats

World Record: 32"034 CHINA (JINJIE GONG, TIANSHI ZHONG) 18.02.2015 SAINT-QUENTIN-EN-YVLINES (FRA)

Race distance: 2 laps

Medal	Rank	Team	Lap 1	Time
Gold	1	RUSSIA	18.577(1)	32.496 13.919(2)
		102 VOINOVA Anastasiia 101 SHMELEVA Daria		
Silver	2	GERMANY	19.357(2)	33.179 13.821(1)
		33 FRIEDRICH Lea sophie 35 HINZE Emma		
Bronze	3	NETHERLANDS	19.010(1)	33.023 14.012(1)
		74 LAMBERINK Kyra 72 BRASPENNINCX Shanne		
	4	LITHUANIA	19.231(2)	33.370 14.138(2)
		69 KRUPECKAITE Simona 70 MAROZAITE Migle		
	5	POLAND		
		85 KARWACKA Marlena 86 LOS Urszula		
	6	SPAIN		
		105 CALVO BARBERO Tania 106 CASAS ROIGE Helena		
	7	ITALY		
		60 BISSOLATI Elena 67 VECE Miriam		
	8	UKRAINE		
		112 BASOVA Liubov 117 STARIKOVA Olena		

Communiqué approved by the Secretary of the Commissaires Panel

Women's Team Pursuit Qualifying / Qualifications

Results / Résultats

World Record: 4'10"236 GREAT BRITAIN (KATIE ARCHIBALD, ELINOR BARKER, ROWSELL-SHAND JOANNA, TROTT LAURA) 13.08.2016 RIO (BRA)

Race distance: 4000m (16 laps)

Rank			1000m	2000m	3000m	Time	Speed
1	2 GREAT BRITAIN	GBR	1:08.736(1)	2:11.027(1) 1:02.291(1)	3:13.318(1) 1:02.290(1)	4:15.939 1:02.620(1)	56,263 km/h
	39 ARCHIBALD Katie 42 DICKINSON Eleanor 43 EVANS Neah 44 KENNY Laura						
2	3 GERMANY	GER	1:09.553(4)	2:12.098(3) 1:02.544(3)	3:14.963(2) 1:02.865(2)	4:18.567 1:03.604(3)	55,691 km/h
	31 BRAUSSE Franziska 32 BRENNAUER Lisa 36 KLEIN Lisa 37 KROGER Mieke						
3	1 ITALY	ITA	1:09.353(2)	2:11.869(2) 1:02.515(2)	3:15.349(3) 1:03.479(3)	4:18.571 1:03.221(2)	55,690 km/h
	59 BALSAMO Elisa 61 CAVALLI Marta 64 GUAZZINI Vittoria 65 PATERNOSTER Letizia						
4	5 FRANCE	FRA	1:09.447(3)	2:12.620(4) 1:03.172(4)	3:17.074(4) 1:04.454(4)	4:22.669 1:05.595(4)	54,821 km/h
	24 BORRAS Marion 25 COPPONI Clara 26 DEMAY Coralie 27 FORTIN Valentine						
5	6 BELGIUM	BEL	1:09.844(5)	2:13.955(5) 1:04.111(6)	3:19.007(5) 1:05.051(5)	4:25.730 1:06.722(5)	54,190 km/h
	8 BOSSUYT Shari 11 D'HOORE Jolien 12 DOM Annelies 13 KOPECKY Lotte						
6	4 POLAND	POL	1:10.822(7)	2:15.599(6) 1:04.776(7)	3:21.852(7) 1:06.253(7)	4:28.824 1:06.971(7)	53,566 km/h
	84 KARASIEWICZ Karolina 88 PIETRZAK Lucja 89 PIKULIK Daria 91 PLOSAJ Nikol						
7	7 BELARUS	BLR	1:10.735(6)	2:16.118(8) 1:05.383(8)	3:22.820(8) 1:06.702(8)	4:30.473 1:07.652(8)	53,240 km/h
	2 PIVOVAROVA Polina 3 SALAUYEVA Aksana 4 SAVENKA Ina 5 SAVENKA Karalina						
8	11 NETHERLANDS	NED	1:11.022(8)	2:16.781(9) 1:05.758(10)	3:24.024(9) 1:07.243(10)	4:30.776 1:06.752(6)	53,180 km/h
	73 DE ZOETE Mylene 76 VAN DER HULST Amber 78 VAN HAAFTEN Kirstie 80 VAN TEESELING Bente						

16-20 October 2019

Communiqué n° 88

Women's Team Pursuit Qualifying / Qualifications

Results / Résultats

World Record: 4'10"236 GREAT BRITAIN (KATIE ARCHIBALD, ELINOR BARKER, ROWSELL-SHAND JOANNA, TROTT LAURA) 13.08.2016 RIO (BRA)

Race distance: 4000m (16 laps)

Rank			1000m	2000m	3000m	Time	Speed
9	9 IRELAND	IRL	1:11.974(10)	2:15.754(7) 1:03.780(5)	3:21.734(6) 1:05.979(6)	4:31.325 1:09.591(11)	53,072 km/h
	50 GRIFFIN Mia						
	54 MURPHY Kelly						
	55 SHARPE Alice						
	57 WALSH Orla						
10	8 RUSSIA	RUS	1:11.680(9)	2:17.427(10) 1:05.747(9)	3:24.595(10) 1:07.167(9)	4:32.713 1:08.118(9)	52,802 km/h
	95 DRONOVA Tamara						
	96 KLIMOVA Diana						
	97 MALKOVA Daria						
	100 ROSTOVTSOVA Maria						
11	10 UKRAINE	UKR	1:12.022(11)	2:18.740(11) 1:06.718(11)	3:26.688(11) 1:07.947(11)	4:35.484 1:08.796(10)	52,271 km/h
	114 KLIACHINA Oksana						
	115 NAHIRNA Anna						
	116 SOLOVEI Ganna						
	118 FEDOTOVA Kseniia						

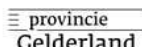
Qualification rule: The winners of heats 3 and 4 in the First round ride the final for the gold and silver medals. The remaining six teams will be ranked by their times in the First round and will be paired as follows: The two fastest teams ride the final for the bronze medal.

Communiqué approved by the President of the Commissaires Panel

Report printed: 16/10/2019 16:52

TCT v1.1 Page 2/2

INSTITUTIONAL PARTNERS



LOCAL ORGANISING COMMITTEE



OFFICIAL SUPPLIERS



**Women's Team Pursuit
First Round/ Premier Tour
Results / Résultats**

World Record: 4'10"236 GREAT BRITAIN (KATIE ARCHIBALD, ELINOR BARKER, ROWSELL-SHAND JOANNA, TROTT LAURA) 13.08.2016 RIO (BRA)

Race distance: 4000m (16 laps)

Heat 1	Team	1km	2km	3km	Time	Diff
1	POLAND	1:10.344(1)	2:14.097(1)	3:19.005(1)	4:23.600	
	84 KARASIEWICZ Karolina		1:03.753(1)	1:04.907(1)	1:04.594(1)	
	83 KACZKOWSKA Justyna					
	89 PIKULIK Daria					
	91 PLOSAJ Nikol					
2	BELARUS	1:10.729(2)	2:15.856(2)	3:22.267(2)	4:31.730	
	2 PIVOVAROVA Polina		1:05.126(2)	1:06.411(2)	1:09.462(2)	
	3 SALAUYEVA Aksana					
	4 SAVENKA Ina					
	5 SAVENKA Karalina					

Heat 2	Team	1km	2km	3km	Time	Diff
1	BELGIUM	1:09.367(1)	2:12.920(1)	3:17.431(1)	4:21.933	
	8 BOSSUYT Shari		1:03.553(1)	1:04.510(1)	1:04.502(1)	
	11 D'HOORE Jolien					
	12 DOM Annelies					
	13 KOPECKY Lotte					
2	NETHERLANDS	1:11.662(2)	2:16.869(2)	3:23.363(2)	4:31.634	
	73 DE ZOETE Mylene		1:05.206(2)	1:06.494(2)	1:08.271(2)	
	76 VAN DER HULST Amber					
	78 VAN HAAFTEN Kirstie					
	80 VAN TEESELING Bente					

Heat 3	Team	1km	2km	3km	Time	Diff
1	GERMANY	1:09.446(2)	2:11.570(2)	3:13.921(2)	4:16.328	
	31 BRAUSSE Franziska		1:02.123(2)	1:02.351(2)	1:02.406(1)	
	32 BRENNAUER Lisa					
	36 KLEIN Lisa					
	38 STOCK Gudrun					
2	ITALY	1:09.046(1)	2:10.981(1)	3:13.163(1)	4:17.887	
	59 BALSAMO Elisa		1:01.935(1)	1:02.181(1)	1:04.724(2)	
	61 CAVALLI Marta					
	64 GUAZZINI Vittoria					
	65 PATERNOSTER Letizia					

Heat 4	Team	1km	2km	3km	Time	Diff
1	GREAT BRITAIN	1:08.893(1)	2:11.160(1)	3:13.676(1)	4:17.352	
	39 ARCHIBALD Katie		1:02.266(1)	1:02.516(1)	1:03.675(1)	
	42 DICKINSON Eleanor					
	43 EVANS Neah					
	40 BARKER Elinor					
2	FRANCE	1:09.320(2)	2:12.321(2)	3:15.726(2)	4:21.174	
	24 BORRAS Marion		1:03.000(2)	1:03.405(2)	1:05.447(2)	
	25 COPPONI Clara					
	26 DEMAY Coralie					
	29 LE NET Marie					

Qualification rule: The winners of heats 3 and 4 in the First round ride the final for gold. The remaining six teams will be

16-20 October 2019

Communiqué n° 92 A

Women's Team Pursuit Results and Final Classification / Résultats et classement final

Results / Résultats

World Record: 4'10"236 GREAT BRITAIN (KATIE ARCHIBALD, ELINOR BARKER, ROWSELL-SHAND JOANNA, TROTT LAURA) 13.08.2016 RIO (BRA)

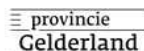
Race distance: 4000m (16 laps)

Medal	Rank	Team		1000m	2000m	3000m	Time	Speed		
Gold	1	GREAT BRITAIN	GBR	1:07.876(1)	2:09.301(1)	3:11.455(1)	4:13.828	1:02.373(1)		
				1:01.425(1)						
	39	ARCHIBALD Katie								
	42	DICKINSON Eleanor								
	43	EVANS Neah								
	44	KENNY Laura								
Silver	2	GERMANY	GER	1:08.466(2)	2:10.136(2)	3:13.274(2)	4:16.789	1:03.514(2)		
				1:01.670(2)						
	31	BRAUSSE Franziska								
	32	BRENNAUER Lisa								
	36	KLEIN Lisa								
	38	STOCK Gudrun								
Bronze	3	ITALY	ITA	1:08.487(2)	2:11.014(1)	3:13.949(1)	4:17.610	1:03.661(1)		
				1:02.526(1)	1:02.935(1)					
		59	BALSAMO Elisa							
		58	ALZINI Martina							
		64	GUAZZINI Vittoria							
		65	PATERNOSTER Letizia							
		4	FRANCE	FRA	1:08.273(1)	2:11.901(2)	3:16.701(2)	4:22.118	1:05.417(2)	
	1:03.627(2)				1:04.799(2)					
	27	FORTIN Valentine								
	25	COPPONI Clara								
	26	DEMAY Coralie								
	29	LE NET Marie								
	5	BELGIUM	BEL							
				8	BOSSUYT Shari					
				11	D'HOORE Jolien					
				12	DOM Annelies					
	13	KOPECKY Lotte								
	6	POLAND	POL							
				84	KARASIEWICZ Karolina					
				83	KACZKOWSKA Justyna					
				89	PIKULIK Daria					
	91	PLOSAJ Nikol								
	7	NETHERLANDS	NED							
				73	DE ZOETE Mylene					
				76	VAN DER HULST Amber					
				78	VAN HAAFTEN Kirstie					
	80	VAN TEESELING Bente								
	8	BELARUS	BLR							
				2	PIVOVAROVA Polina					
				3	SALAUYEVA Aksana					
				4	SAVENKA Ina					
	5	SAVENKA Karalina								

Report printed: 17/10/2019 21:31

TCT v1.1 Page 1/2

INSTITUTIONAL PARTNERS



LOCAL ORGANISING COMMITTEE



OFFICIAL SPONSORS



OFFICIAL SUPPLIERS



**Women's Scratch Race
Results / Résultats**

Race distance: 10 km (40 laps)

Elapsed time: 12:45

Average speed: Speed: 47,058 km/h


Rank	Bib	Name	Nation	Team	Laps Down
1	46	NELSON Emily	GBR	GREAT BRITAIN	
2	52	MCCURLEY Shannon	IRL	IRELAND	
3	93	MARTINS Maria	POR	PORTUGAL	
4	107	USABIAGA BALERDI Ana	ESP	SPAIN	
5	88	PIETRZAK Lucja	POL	POLAND	
6	68	BALEISYTE Olivija	LTU	LITHUANIA	
7	81	WILD Kirsten	NED	NETHERLANDS	
8	103	BACIKOVA Alzbeta	SVK	SLOVAKIA	
9	110	SEITZ Aline	SUI	SWITZERLAND	
10	63	FIDANZA Martina	ITA	ITALY	
11	1	EBERHARDT Verena	AUT	AUSTRIA	
12	22	SCHMIDT Trine	DEN	DENMARK	
13	113	BONDAR Viktoriya	UKR	UKRAINE	
14	23	BERTEAU Victoire	FRA	FRANCE	
15	94	MUDRAYA Evgenia	RUS	RUSSIA	
16	9	CROKET Gilke	BEL	BELGIUM	
17	82	STENBERG Anita	NOR	NORWAY	
18	18	MACHACOVA Jarmila	CZE	CZECH REPUBLIQUE	
19	47	BORISSZA Johanna	HUN	HUNGARY	
20	7	TSERAH Hanna	BLR	BELARUS	
21	30	BECKER Charlotte	GER	GERMANY	

Communiqué approved by the Secretary of the Commissaires Panel

Report printed: 16/10/2019 20:02

TCM v2 Page 1/1

INSTITUTIONAL PARTNERS



OFFICIAL SPONSORS



LOCAL ORGANISING COMMITTEE



OFFICIAL SUPPLIERS



Women's 200m Time Trial Sprint Qualification

Qualifying / Qualifications

Results / Résultats

World Record:10"154 KELSEY MITCHELL (CAN) 04.09.2019 COCHABAMBA (BOL)

Race distance: 200m

Rank	Bib	Name	Team	100m	Time	Speed
1	33	FRIEDRICH Lea sophie	GERMANY	5.288(1)	10.724 5.436(2)	67,139 km/h
2	35	HINZE Emma	GERMANY	5.327(2)	10.738 5.410(1)	67,051 km/h
3	102	VOINOVA Anastasiia	RUSSIA	5.337(3)	10.787 5.449(4)	66,747 km/h
4	117	STARIKOVA Olena	UKRAINE	5.344(4)	10.789 5.445(3)	66,734 km/h
5	28	GROS Mathilde	FRANCE	5.362(5)	10.838 5.475(5)	66,432 km/h
6	45	MARCHANT Katy	GREAT BRITAIN	5.374(7)	10.863 5.489(6)	66,280 km/h
7	72	BRASPENNINCX Shanne	NETHERLANDS	5.376(8)	10.912 5.535(7)	65,982 km/h
8	101	SHMELEVA Daria	RUSSIA	5.365(6)	10.914 5.548(8)	65,970 km/h
9	41	CAPEWELL Sophie	GREAT BRITAIN	5.424(9)	10.991 5.567(9)	65,508 km/h
10	86	LOS Urszula	POLAND	5.436(11)	11.010 5.573(10)	65,395 km/h
11	67	VEGE Miriam	ITALY	5.431(10)	11.015 5.584(11)	65,365 km/h
12	70	MAROZAITE Migle	LITHUANIA	5.437(12)	11.055 5.618(12)	65,128 km/h
13	79	VAN RIESSEN Laurine	NETHERLANDS	5.456(13)	11.125 5.669(15)	64,719 km/h
14	69	KRUPECKAITE Simona	LITHUANIA	5.507(14)	11.148 5.641(13)	64,585 km/h
15	92	SIBIAK Nikola	POLAND	5.535(15)	11.189 5.654(14)	64,348 km/h
16	10	DEGRENDELE Nicky	BELGIUM	5.558(17)	11.286 5.728(17)	63,795 km/h
17	105	CALVO BARBERO Tania	SPAIN	5.566(18)	11.289 5.723(16)	63,778 km/h
18	106	CASAS ROIGE Helena	SPAIN	5.556(16)	11.299 5.742(18)	63,722 km/h
19	16	KANKOVSKA Sara	CZECH REPUBLIQUE	5.583(19)	11.357 5.774(19)	63,397 km/h
20	112	BASOVA Liubov	UKRAINE	5.603(20)	11.414 5.811(21)	63,080 km/h
21	56	STEWART Robyn	IRELAND	5.605(21)	11.424 5.819(22)	63,025 km/h
22	60	BISSOLATI Elena	ITALY	5.661(22)	11.457 5.796(20)	62,843 km/h
23	15	JABORNIKOVA Veronika	CZECH REPUBLIQUE	5.727(23)	11.657 5.929(23)	61,765 km/h
24	53	MCMULLAN Eimer	IRELAND	5.763(24)	11.707 5.944(24)	61,501 km/h

Qualification rule: Top 8 riders qualify for 1/8 finals. 9th to 24th places qualify for 1/16 finals.

16-20 October 2019

Communiqué n° 107

Women's Sprint Final Classification / Classement Final

Rank	Bib	Rider	Team	UCI ID
1	102	VOINOVA, Anastasiia	RUSSIA	10007498484
2	117	STARIKOVA, Olena	UKRAINE	10009233370
3	33	FRIEDRICH, Lea sophie	GERMANY	10015171184
4	35	HINZE, Emma	GERMANY	10010652196
5	28	GROS, Mathilde	FRANCE	10015528367
6	45	MARCHANT, Katy	GREAT BRITAIN	10009195883
7	72	BRASPENNINCX, Shanne	NETHERLANDS	10007618524
8	101	SHMELEVA, Daria	RUSSIA	10007272455
9	41	CAPEWELL, Sophie	GREAT BRITAIN	10010171442
10	86	LOS, Urszula	POLAND	10007793326
11	67	VECE, Miriam	ITALY	10010714137
12	70	MAROZAITE, Migle	LITHUANIA	10010640880
13	79	VAN RIESSSEN, Laurine	NETHERLANDS	10010579448
14	69	KRUPECKAITE, Simona	LITHUANIA	10002501368
15	92	SIBIAK, Nikola	POLAND	10016111983
16	105	CALVO BARBERO, Tania	SPAIN	10006604771
17	10	DEGRENDELE, Nicky	BELGIUM	10009134956
18	106	CASAS ROIGE, Helena	SPAIN	10004616877
19	16	KANKOVSKA, Sara	CZECH REPUBLIQUE	10010167402
20	112	BASOVA, Liubov	UKRAINE	10004594447
21	56	STEWART, Robyn	IRELAND	10018638431
22	60	BISSOLATI, Elena	ITALY	10010713935
23	15	JABORNIKOVA, Veronika	CZECH REPUBLIQUE	10047201594
24	53	MCMULLAN, Eimer	IRELAND	10062860832

Communiqué approved by the Secretary of the Commissaires Panel

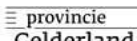
Report printed: 18/10/2019 20:47



www.veloresults.com

TCT v1.1 Page 1/1

INSTITUTIONAL PARTNERS



LOCAL ORGANISING COMMITTEE



OFFICIAL SPONSORS



OFFICIAL SUPPLIERS



**Women's Elimination
Results / Résultats**

Elapsed time:

Average Speed:


Rank	Bib	Name	Nation	Team	Laps Down
1	81	WILD Kirsten	NED	NETHERLANDS	
2	46	NELSON Emily	GBR	GREAT BRITAIN	
3	91	PLOSAJ Nikol	POL	POLAND	
4	62	CONFALONIERI Maria Giulia	ITA	ITALY	
5	23	BERTEAU Victoire	FRA	FRANCE	
6	118	FEDOTOVA Kseniia	UKR	UKRAINE	
7	93	MARTINS Maria	POR	PORTUGAL	
8	108	USABIAGA BALERDI Irene	ESP	SPAIN	
9	2	PIVOVAROVA Polina	BLR	BELARUS	
10	52	MCCURLEY Shannon	IRL	IRELAND	
11	94	MUDRAYA Evgenia	RUS	RUSSIA	
12	47	BORISSZA Johanna	HUN	HUNGARY	
13	22	SCHMIDT Trine	DEN	DENMARK	
14	104	MEDVEDOVA Tereza	SVK	SLOVAKIA	
15	71	SUMSKYTE Viktorija	LTU	LITHUANIA	
16	14	HOCHMANN Lucie	CZE	CZECH REPUBLIQUE	
17	111	WALDIS Andrea	SUI	SWITZERLAND	
18	9	CROKET Gilke	BEL	BELGIUM	

Communiqué approved by the Secretary of the Commissaires Panel

Report printed: 17/10/2019 20:43

TCM v2 Page 1/1

INSTITUTIONAL PARTNERS



OFFICIAL SPONSORS



LOCAL ORGANISING COMMITTEE



OFFICIAL SUPPLIERS



Women's Omnium I Scratch Race
Results / Résultats

Race distance: 7,5 km (30 laps)

Elapsed time: 09:36

Average speed: Speed: 46,875 km/h

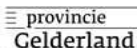
Rank	Bib	Name	Nation	Team	Laps Down
1	44	KENNY Laura	GBR	GREAT BRITAIN	
2	65	PATERNOSTER Letizia	ITA	ITALY	
3	25	COPPONI Clara	FRA	FRANCE	
4	81	WILD Kirsten	NED	NETHERLANDS	
5	20	DIDERIKSEN Amalie	DEN	DENMARK	
6	82	STENBERG Anita	NOR	NORWAY	
7	89	PIKULIK Daria	POL	POLAND	
8	93	MARTINS Maria	POR	PORTUGAL	
9	110	SEITZ Aline	SUI	SWITZERLAND	
10	38	STOCK Gudrun	GER	GERMANY	
11	13	KOPECKY Lotte	BEL	BELGIUM	
12	19	SEVCIKOVA Petra	CZE	CZECH REPUBLIQUE	
13	68	BALEISYTE Olivija	LTU	LITHUANIA	
14	48	BOYLAN Lydia	IRL	IRELAND	
15	1	EBERHARDT Verena	AUT	AUSTRIA	
16	6	SHARAKOVA Tatsiana	BLR	BELARUS	
17	119	KLIMCHENKO Tetyana	UKR	UKRAINE	
18	100	ROSTOVTSEVA Maria	RUS	RUSSIA	
19	47	BORISSZA Johanna	HUN	HUNGARY	
20	107	USABIAGA BALERDI Ana	ESP	SPAIN	
20	103	BACIKOVA Alzbeta	SVK	SLOVAKIA	

Communiqué approved by the Secretary of the Commissaires Panel

Report printed: 18/10/2019 14:57

TCM v2 Page 1/1

INSTITUTIONAL PARTNERS



OFFICIAL SPONSORS



LOCAL ORGANISING COMMITTEE



OFFICIAL SUPPLIERS



**Women's Omnium II Tempo
Results / Résultats**

Race distance: 7,5km (30 laps)

Rank	Bib	Name	Team	Sprints Won	Lap Points	Finish Order	Points
1	38	Gudrun STOCK	GERMANY	4, 5	20	14	22
2	6	Tatsiana SHARAKOVA	BELARUS	6	20	18	21
3	25	Clara COPPONI	FRANCE	15, 16, 17, 18, 19, 20, 21, 22	0	10	8
4	119	Tetyana KLIMCHENKO	UKRAINE	1, 3, 7, 8, 9, 10, 11	0	17	7
5	20	Amalie DIDERIKSEN	DENMARK	23, 24, 25, 26	0	1	4
6	89	Daria PIKULIK	POLAND	12, 13	0	16	2
7	81	Kirsten WILD	NETHERLANDS	14	0	15	1
8	68	Olivija BALEISYTE	LITHUANIA	2	0	21	1
9	1	Verena EBERHARDT	AUSTRIA		0	2	0
10	44	Laura KENNY	GREAT BRITAIN		0	3	0
11	65	Letizia PATERNOSTER	ITALY		0	4	0
12	13	Lotte KOPECKY	BELGIUM		0	5	0
13	110	Aline SEITZ	SWITZERLAND		0	6	0
14	93	Maria MARTINS	PORTUGAL		0	7	0
15	48	Lydia BOYLAN	IRELAND		0	8	0
16	82	Anita STENBERG	NORWAY		0	9	0
17	107	Ana USABIAGA BALERDI	SPAIN		0	13	0
18	103	Alzbeta BACIKOVA	SLOVAKIA		0	19	0
19	19	Petra SEVCIKOVA	CZECH REPUBLIQUE		0	20	0
20	47	Johanna BORISSZA	HUNGARY		-20	11	-20
21	100	Maria ROSTOVTSEVA	RUSSIA		-20	12	-20

Communiqué approved by the Secretary of the Commissaires Panel

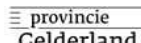
Report printed: 18/10/2019 16:43

www.veloresults.com

TCM v2

Page 1/1

INSTITUTIONAL PARTNERS



OFFICIAL SPONSORS



LOCAL ORGANISING COMMITTEE



OFFICIAL SUPPLIERS



Women's Omnium III Elimination
Results / Résultats

Elapsed time:

Average Speed:

Rank	Bib	Name	Nation	Team	Laps Down
1	81	WILD Kirsten	NED	NETHERLANDS	
2	65	PATERNOSTER Letizia	ITA	ITALY	
3	44	KENNY Laura	GBR	GREAT BRITAIN	
4	89	PIKULIK Daria	POL	POLAND	
5	93	MARTINS Maria	POR	PORTUGAL	
6	20	DIDERIKSEN Amalie	DEN	DENMARK	
7	6	SHARAKOVA Tatsiana	BLR	BELARUS	
8	38	STOCK Gudrun	GER	GERMANY	
9	13	KOPECKY Lotte	BEL	BELGIUM	
10	103	BACIKOVA Alzbeta	SVK	SLOVAKIA	
11	25	COPPONI Clara	FRA	FRANCE	
12	110	SEITZ Aline	SUI	SWITZERLAND	
13	119	KLIMCHENKO Tetyana	UKR	UKRAINE	
14	1	EBERHARDT Verena	AUT	AUSTRIA	
15	48	BOYLAN Lydia	IRL	IRELAND	
16	19	SEVCIKOVA Petra	CZE	CZECH REPUBLIQUE	
17	68	BALEISYTE Olivija	LTU	LITHUANIA	
18	47	BORISSZA Johanna	HUN	HUNGARY	
19	82	STENBERG Anita	NOR	NORWAY	
20	107	USABIAGA BALERDI Ana	ESP	SPAIN	
	100	ROSTOVTSEVA Maria	RUS	RUSSIA	DSQ

Disqualification for rider #100 ROSTOVTSEVA Maria RUS (UCI ID 10014629604) for failing to obey commissaires instructions

Communiqué approved by the Secretary of the Commissaires Panel

Women's Omnium
Results / Résultats
Final Classification

Rank	No.	Name	Team	Scr	Tempo	Elim	Subtotal Points	Points Race								Lap Points	Finish Order	Total
								1	2	3	4	5	6	7	8			
1	81	WILD Kirsten	NETHERLANDS	34 (4)	28 (7)	40 (1)	102	1		5	3			3	2	0	4	116
2	44	KENNY Laura	GREAT BRITAIN	40 (1)	22 (10)	36 (3)	98	5	3		1		3	4	0	3	114	
3	6	SHARAKOVA Tatsiana	BELARUS	10 (16)	38 (2)	28 (7)	76		5			1		10	20	1	112	
4	89	PIKULIK Daria	POLAND	28 (7)	30 (6)	34 (4)	92			2	5		5	2	0	8	106	
5	65	PATERNOSTER Letizia	ITALY	38 (2)	20 (11)	38 (2)	96	3	2				2	1	0	17	104	
6	20	DIDERIKSEN Amalie	DENMARK	32 (5)	32 (5)	30 (6)	94			1				5	0	20	100	
7	25	COPPONI Clara	FRANCE	36 (3)	36 (3)	20 (11)	92			3	2				0	6	97	
8	93	MARTINS Maria	PORTUGAL	26 (8)	14 (14)	32 (5)	72					3			20	11	95	
9	38	STOCK Gudrun	GERMANY	22 (10)	40 (1)	26 (8)	88		1						0	12	89	
10	13	KOPECKY Lotte	BELGIUM	20 (11)	18 (12)	24 (9)	62					5			20	13	87	
11	110	SEITZ Aline	SWITZERLAND	24 (9)	16 (13)	18 (12)	58					2	1		20	5	81	
12	119	KLIMCHENKO Tetyana	UKRAINE	8 (17)	34 (4)	16 (13)	58							6	0	2	64	
13	1	EBERHARDT Verena	AUSTRIA	12 (15)	24 (9)	14 (14)	50								0	7	50	
14	68	BALEISYTE Olivija	LITHUANIA	16 (13)	26 (8)	8 (17)	50								0	16	50	
15	82	STENBERG Anita	NORWAY	30 (6)	10 (16)	4 (19)	44	2							0	10	46	
16	48	BOYLAN Lydia	IRELAND	14 (14)	12 (15)	12 (15)	38								0	14	38	
17	103	BACIKOVA Alzbeta	SLOVAKIA	2 (-1)	6 (18)	22 (10)	30								0	18	30	
18	107	USABIAGA BALERDI Ana	SPAIN	2 (20)	8 (17)	2 (20)	12								0	9	12	
19	47	BORISSZA Johanna	HUNGARY	4 (19)	2 (20)	6 (18)	12								0	19	12	
20	19	SEVCIKOVA Petra	CZECH REPUBLIQUE	18 (12)	4 (19)	10 (16)	32								-60	15	-28	
	100	ROSTOVTSEVA Maria	RUSSIA	6 (18)	1 (21)	DSQ									0	0	DSQ	

Communiqué approved by the Secretary of the Commissaires Panel

16-20 October 2019

Communiqué n° 122

Women's Individual Pursuit

Qualifying / Qualifications

Results / Résultats

World Record: 3'20"060 CHLOE DYGERT (USA) 03.03.2018 APELDOORN (NED)

Race distance: 3000m (12 laps)

Rank	Bib	Name	Team	1000m	2000m	Time	Speed
1	32	BRENNAUER Lisa	GERMANY	1:10.663(1)	2:16.064(1) 1:05.401(1)	3:23.401 1:07.336(2)	53,097 km/h
2	31	BRAUSSE Franziska	GERMANY	1:12.876(3)	2:19.576(2) 1:06.699(2)	3:26.159 1:06.582(1)	52,386 km/h
3	39	ARCHIBALD Katie	GREAT BRITAIN	1:13.112(4)	2:19.999(3) 1:06.887(3)	3:27.807 1:07.807(3)	51,971 km/h
4	54	MURPHY Kelly	IRELAND	1:14.047(8)	2:21.714(5) 1:07.666(4)	3:30.687 1:08.972(4)	51,260 km/h
5	66	VALSECCHI Silvia	ITALY	1:13.727(7)	2:22.826(6) 1:09.099(6)	3:31.990 1:09.163(5)	50,945 km/h
6	95	DRONOVA Tamara	RUSSIA	1:14.585(9)	2:22.914(7) 1:08.329(5)	3:32.934 1:10.019(7)	50,719 km/h
7	40	BARKER Elinor	GREAT BRITAIN	1:11.360(2)	2:20.972(4) 1:09.612(8)	3:33.443 1:12.471(9)	50,598 km/h
8	26	DEMAY Coralie	FRANCE	1:13.281(5)	2:23.175(8) 1:09.894(9)	3:33.463 1:10.287(8)	50,594 km/h
9	58	ALZINI Martina	ITALY	1:15.846(13)	2:25.034(10) 1:09.188(7)	3:34.562 1:09.527(6)	50,335 km/h
10	49	GILLESPIE Lara	IRELAND	1:13.716(6)	2:24.847(9) 1:11.131(11)	3:38.277 1:13.430(12)	49,478 km/h
11	4	SAVENKA Ina	BELARUS	1:14.629(10)	2:25.203(11) 1:10.574(10)	3:39.382 1:14.179(14)	49,229 km/h
12	116	SOLOVEI Ganna	UKRAINE	1:15.251(12)	2:27.236(13) 1:11.985(14)	3:40.395 1:13.159(11)	49,002 km/h
13	115	NAHIRNA Anna	UKRAINE	1:15.170(11)	2:26.916(12) 1:11.746(13)	3:40.628 1:13.711(13)	48,951 km/h
14	111	WALDIS Andrea	SWITZERLAND	1:17.129(16)	2:28.795(14) 1:11.665(12)	3:41.473 1:12.677(10)	48,764 km/h
15	109	METTRAUX Lena	SWITZERLAND	1:17.013(15)	2:30.973(16) 1:13.959(15)	3:45.330 1:14.356(15)	47,929 km/h
16	104	MEDVEDOVA Tereza	SLOVAKIA	1:16.459(14)	2:30.622(15) 1:14.162(16)	3:45.964 1:15.342(16)	47,795 km/h

Notes: Qualification rule: Fastest 2 riders race for Gold, and 3rd and 4th riders race for Bronze.

Communiqué approved by the Secretary of the Commissaires Panel

16-20 October 2019

Communiqué n° 124

Women's Individual Pursuit

Results and Final Classification / Résultats et classement final

World Record: 3'20"060 CHLOE DYGERT (USA) 03.03.2018 APELDOORN (NED)

Race distance: 3000m (12 laps)

Medal	Rank	Name	Team	1000m	2000m	Time	Speed
Gold	1	31 BRAUSSE Franziska	GERMANY	1:11.857 (1)	2:18.157 (1)	3:25.002 1:06.300 (1) (2)	52,682
Silver	2	32 BRENNAUER Lisa	GERMANY	1:12.475 (2)	2:18.903 (2)	3:26.190 1:06.427 (2) (1)	52,378
Bronze	3	39 ARCHIBALD Katie	GREAT BRITAIN	1:13.685 (1)	2:22.328 (2)	3:31.602 1:08.643 (2) (1)	51,039
	4	54 MURPHY Kelly	IRELAND	1:13.733 (2)	2:22.040 (1)	3:32.925 1:08.307 (1) (1)	
	5	66 VALSECCHI Silvia	ITALY				
	6	95 DRONOVA Tamara	RUSSIA				
	7	40 BARKER Elinor	GREAT BRITAIN				
	8	26 DEMAY Coralie	FRANCE				
	9	58 ALZINI Martina	ITALY				
	10	49 GILLESPIE Lara	IRELAND				
	11	4 SAVENKA Ina	BELARUS				
	12	116 SOLOVEI Ganna	UKRAINE				
	13	115 NAHIRNA Anna	UKRAINE				
	14	111 WALDIS Andrea	SWITZERLAND				
	15	109 METTRAUX Lena	SWITZERLAND				
	16	104 MEDVEDOVA Tereza	SLOVAKIA				

Communiqué approved by the Secretary of the Commissaires Panel

Report printed: 18/10/2019 19:39

TCT v2 Page 1/1

INSTITUTIONAL PARTNERS



OFFICIAL SPONSORS



LOCAL ORGANISING COMMITTEE



OFFICIAL SUPPLIERS



16-20 October 2019

Communiqué n° 126

Women's Keirin Round 1
Results / Résultats

Race distance: 6 laps

Rank	No.	Rider	Nation	Team
Heat 1				
				Time: 11.235 Speed: 64.085km/h
1	72	BRASPENNINCX Shanne	NED	NETHERLANDS
2	101	SHMELEVA Daria	RUS	RUSSIA
3	70	MAROZAITE Migle	LTU	LITHUANIA
4	105	CALVO BARBERO Tania	ESP	SPAIN
5	15	JABORNIKOVA Veronika	CZE	CZECH REPUBLIQUE
Heat 2				
				Time: 11.153 Speed: 64.556km/h
1	33	FRIEDRICH Lea sophie	GER	GERMANY
2	28	GROS Mathilde	FRA	FRANCE
3	112	BASOVA Liubov	UKR	UKRAINE
4	86	LOS Urszula	POL	POLAND
5	41	CAPEWELL Sophie	GBR	GREAT BRITAIN
6	53	MCMULLAN Eimer	IRL	IRELAND
Heat 3				
				Time: 11.109 Speed: 64.812km/h
1	10	DEGRENDELE Nicky	BEL	BELGIUM
2	16	KANKOVSKA Sara	CZE	CZECH REPUBLIQUE
3	45	MARCHANT Katy	GBR	GREAT BRITAIN
4	60	BISSOLATI Elena	ITA	ITALY
5	106	CASAS ROIGE Helena	ESP	SPAIN
Heat 4				
				Time: 11.004 Speed: 65.43km/h
1	102	VOINOVA Anastasiia	RUS	RUSSIA
3	56	STEWART Robyn	IRL	IRELAND
4	85	KARWACKA Marlena	POL	POLAND
5	67	VECE Miriam	ITA	ITALY
6	69	KRUPECKAITE Simona	LTU	LITHUANIA
REL	79	VAN RIESEN Laurine	NED	NETHERLANDS

Qualification rule: The first 2 riders in each heat qualify to the Semifinals, all other riders advance to Repechages.
Relegation for rider #79 VAN RIESEN Laurine NED (UCI ID 10010579448) for not holding her line during the final sprint in heat 4

Communiqué approved by the Secretary of the Commissaires Panel

16-20 October 2019

Communiqué n° 128

**Women's Keirin Repechages
Results / Résultats**

Race distance: 6 laps

Rank	No.	Rider	Nation	Team
Heat 1				
Time: 11.698 Speed: 61.548km/h				
1	70	MAROZAITE Migle	LTU	LITHUANIA
2	67	VECE Miriam	ITA	ITALY
3	106	CASAS ROIGE Helena	ESP	SPAIN
Heat 2				
Time: 11.564 Speed: 62.262km/h				
1	41	CAPEWELL Sophie	GBR	GREAT BRITAIN
2	112	BASOVA Liubov	UKR	UKRAINE
3	60	BISSOLATI Elena	ITA	ITALY
Heat 3				
Time: 11.478 Speed: 62.728km/h				
1	45	MARCHANT Katy	GBR	GREAT BRITAIN
2	79	VAN RIESSSEN Laurine	NED	NETHERLANDS
3	15	JABORNIKOVA Veronika	CZE	CZECH REPUBLIQUE
4	86	LOS Urszula	POL	POLAND
Heat 4				
Time: 11.852 Speed: 60.749km/h				
1	69	KRUPECKAITE Simona	LTU	LITHUANIA
2	105	CALVO BARBERO Tania	ESP	SPAIN
3	85	KARWACKA Marlena	POL	POLAND
4	53	MCMULLAN Eimer	IRL	IRELAND

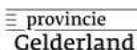

Qualification rule: The winner of each heat advance to Semifinals

Communiqué approved by the Secretary of the Commissaires Panel

Report printed: 19/10/2019 17:05

TCM v 2 Page 1/1

INSTITUTIONAL PARTNERS



OFFICIAL SPONSORS



LOCAL ORGANISING COMMITTEE



OFFICIAL SUPPLIERS



16-20 October 2019

Communiqué n° 130

Women's Keirin Semifinals Results / Résultats

Race distance: 6 laps

Rank	No.	Rider	Nation	Team
Heat 1				
				Time: 11.186 Speed: 64.366km/h
1	102	VOINOVA Anastasiia	RUS	RUSSIA
2	28	GROS Mathilde	FRA	FRANCE
3	72	BRASPENNINCX Shanne	NED	NETHERLANDS
4	16	KANKOVSKA Sara	CZE	CZECH REPUBLIQUE
5	70	MAROZAITE Migle	LTU	LITHUANIA
6	69	KRUPECKAITE Simona	LTU	LITHUANIA
Heat 2				
				Time: 11.401 Speed: 63.152km/h
1	10	DEGREDELE Nicky	BEL	BELGIUM
2	101	SHMELEVA Daria	RUS	RUSSIA
3	33	FRIEDRICH Lea sophie	GER	GERMANY
4	56	STEWART Robyn	IRL	IRELAND
5	41	CAPEWELL Sophie	GBR	GREAT BRITAIN
6	45	MARCHANT Katy	GBR	GREAT BRITAIN

Qualification rule: Top 3 riders advance to the Final for 1-6 others to Final for 7-12

Communiqué approved by the Secretary of the Commissaires Panel

16-20 October 2019

Communiqué n° 132

**Women's Keirin Finals
Results / Résultats**

Race distance: 6 laps

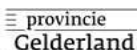

Rank	No.	Rider	Nation	Team
Final 7-12				
				Time: 11.428 Speed: 63.003km/h
1	69	KRUPECKAITE Simona	LTU	LITHUANIA
2	45	MARCHANT Katy	GBR	GREAT BRITAIN
3	70	MAROZAITE Migle	LTU	LITHUANIA
4	56	STEWART Robyn	IRL	IRELAND
5	41	CAPEWELL Sophie	GBR	GREAT BRITAIN
6	16	KANKOVSKA Sara	CZE	CZECH REPUBLICQUE
Final 1-6				
				Time: 11.371 Speed: 63.318km/h
1	28	GROS Mathilde	FRA	FRANCE
2	33	FRIEDRICH Lea sophie	GER	GERMANY
3	101	SHMELEVA Daria	RUS	RUSSIA
4	72	BRASPENNINCX Shanne	NED	NETHERLANDS
5	10	DEGRENDELE Nicky	BEL	BELGIUM
6	102	VOINOVA Anastasiia	RUS	RUSSIA

Communiqué approved by the Secretary of the Commissaires Panel

Report printed: 19/10/2019 21:33

TCM v2 Page 1/1

INSTITUTIONAL PARTNERS



OFFICIAL SPONSORS



LOCAL ORGANISING COMMITTEE



OFFICIAL SUPPLIERS



16-20 October 2019

Communiqué n° 133

**Women's Keirin
Final Classification / Classement Final**

Rank	Bib	Rider	Team	UCI ID
1	28	GROS, Mathilde	FRANCE	10015528367
2	33	FRIEDRICH, Lea sophie	GERMANY	10015171184
3	101	SHMELEVA, Daria	RUSSIA	10007272455
4	72	BRASPENNINCX, Shanne	NETHERLANDS	10007618524
5	10	DEGRENDELE, Nicky	BELGIUM	10009134956
6	102	VOINOVA, Anastasiia	RUSSIA	10007498484
7	69	KRUPECKAITE, Simona	LITHUANIA	10002501368
8	45	MARCHANT, Katy	GREAT BRITAIN	10009195883
9	70	MAROZAITTE, Migle	LITHUANIA	10010640880
10	56	STEWART, Robyn	IRELAND	10018638431
11	41	CAPEWELL, Sophie	GREAT BRITAIN	10010171442
12	16	KANKOVSKA, Sara	CZECH REPUBLIQUE	10010167402
13	67	VECE, Miriam	ITALY	10010714137
13	112	BASOVA, Liubov	UKRAINE	10004594447
13	79	VAN RIESSEN, Laurine	NETHERLANDS	10010579448
13	105	CALVO BARBERO, Tania	SPAIN	10006604771
17	106	CASAS ROIGE, Helena	SPAIN	10004616877
17	60	BISSOLATI, Elena	ITALY	10010713935
17	15	JABORNIKOVA, Veronika	CZECH REPUBLIQUE	10047201594
17	85	KARWACKA, Marlena	POLAND	10010098589
21	86	LOS, Urszula	POLAND	10007793326
21	53	MCMULLAN, Eimer	IRELAND	10062860832

Communiqué approved by the Secretary of the Commissaires Panel

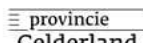

Report printed: 19/10/2019 21:44



www.veloresults.com

TCT v.1.1 Page 1/1

INSTITUTIONAL PARTNERS



LOCAL ORGANISING COMMITTEE



OFFICIAL SPONSORS



OFFICIAL SUPPLIERS



**Women's Points Race
Results / Résultats**

Race distance: 25 km (100 laps)

Race Time:30:46

Rank	Bib	Name	Team	Sprints										Lap Points	Finish Order	Points
				1	2	3	4	5	6	7	8	9	10			
1	62	CONFALONIERI Maria Gi	ITALY			5				5	5	5	6	20	2	46
2	6	SHARAKOVA Tatsiana	BELARUS		5			5	3	1			10	20	1	44
3	116	SOLOVEI Ganna	UKRAINE		3		1	3	5			2	4	20	3	38
4	26	DEMAY Coralie	FRANCE	2		3				3				20	5	28
5	93	MARTINS Maria	PORTUGAL		1		2	1	2			1		20	9	27
6	96	KLIMOVA Diana	RUSSIA				5				1			20	21	26
7	109	METTRAUX Lena	SWITZERLAND					2	1					20	10	23
8	22	SCHMIDT Trine	DENMARK											20	14	20
9	43	EVANS Neah	GREAT BRITAIN	5		2				2	3		2	0	4	14
10	82	STENBERG Anita	NORWAY	1								3		0	6	4
11	84	KARASIEWICZ Karolina	POLAND			1					2			0	7	3
12	75	PIETERS Amy	NETHERLANDS	3										0	11	3
13	55	SHARPE Alice	IRELAND				3							0	18	3
14	108	USABIAGA BALERDI Iren	SPAIN											0	8	0
15	1	EBERHARDT Verena	AUSTRIA											0	12	0
16	18	MACHACOVA Jarmila	CZECH REPUBLIQUE											0	13	0
17	30	BECKER Charlotte	GERMANY											0	15	0
18	47	BORISSZA Johanna	HUNGARY											0	16	0
19	12	DOM Annelies	BELGIUM											0	17	0
20	104	MEDVEDOVA Tereza	SLOVAKIA		2									-20	19	-18
21	71	SUMSKYTE Viktorija	LITHUANIA											-60	20	-60

Communiqué approved by the Secretary of the Commissaires Panel

Women's 500m Time Trial

Qualifying / Qualifications

Results / Résultats

World Record: 32"268 JESSICA SALAZAR (MEX) 07.10.2016 AGUASCALIENTES (MEX)

Race distance: 500m

Rank	Bib	Name	Team	250m	Time	Speed
1	102	VOINOVA Anastasiia	RUSSIA	19.340(3)	33.611 14.270(1)	53.553 km/h
2	117	STARIKOVA Olena	UKRAINE	19.245(2)	33.706 14.460(3)	53.402 km/h
3	101	SHMELEVA Daria	RUSSIA	19.416(4)	33.827 14.410(2)	53.211 km/h
4	74	LAMBERINK Kyra	NETHERLANDS	19.107(1)	33.952 14.845(8)	53.016 km/h
5	33	FRIEDRICH Lea sophie	GERMANY	19.627(7)	34.154 14.527(4)	52.702 km/h
6	86	LOS Urszula	POLAND	19.546(6)	34.161 14.615(5)	52.691 km/h
7	67	VECE Miriam	ITALY	19.423(5)	34.242 14.819(7)	52.567 km/h
8	105	CALVO BARBERO Tania	SPAIN	19.684(8)	34.591 14.907(9)	52.036 km/h
9	77	VAN DER PEET Steffie	NETHERLANDS	19.901(10)	34.698 14.797(6)	51.876 km/h
10	85	KARWACKA Marlena	POLAND	19.720(9)	34.706 14.986(10)	51.864 km/h
11	106	CASAS ROIGE Helena	SPAIN	19.911(11)	34.995 15.083(11)	51.435 km/h
12	16	KANKOVSKA Sara	CZECH REPUBLIQUE	20.380(12)	35.809 15.429(12)	50.266 km/h
13	53	MCMULLAN Eimer	IRELAND	21.092(13)	36.649 15.556(13)	49.114 km/h

Qualification rule: Top 8 riders qualify for final.

Communiqué approved by the Secretary of the Commissaires Panel _____

16-20 October 2019

Communiqué n° 141

Women's 500m Time Trial

Results and Final Classification / Résultats et classement final

World Record: 32"268 JESSICA SALAZAR (MEX) 07.10.2016 AGUASCALIENTES (MEX)

Race distance: 500m

Medal	Rank	Name	Team	250m	Time	Speed
Gold	1	102 VOINOVA Anastasiia	RUSSIA	18.827(2)	33.005 14.178(1)	54.535
Silver	2	101 SHMELEVA Daria	RUSSIA	18.786(1)	33.057 14.270(2)	54.451
Bronze	3	117 STARIKOVA Olena	UKRAINE	19.012(3)	33.328 14.315(3)	54.007
	4	33 FRIEDRICH Lea Sophie	GERMANY	19.500(7)	34.044 14.543(4)	52.872
	5	86 LOS Urszula	POLAND	19.341(6)	34.067 14.726(5)	52.835
	6	67 VECE Miriam	ITALY	19.293(5)	34.112 14.819(6)	52.765
	7	74 LAMBERINK Kyra	NETHERLANDS	19.187(4)	34.160 14.972(8)	52.692
	8	105 CALVO BARBERO Tania	SPAIN	19.655(8)	34.581 14.926(7)	52.050
	9	77 VAN DER PEET Steffie	NETHERLANDS			
	10	85 KARWACKA Marlena	POLAND			
	11	106 CASAS ROIGE Helena	SPAIN			
	12	16 KANKOVSKA Sara	CZECH REPUBLIQUE			
	13	53 MCMULLAN Eimer	IRELAND			

Communiqué approved by the Secretary of the Commissaires Panel