

25-29 March 2009

**Competition Schedule / Horaire des compétitions**

As of 29 MAR 2009

Date	Session Time	Duration Time	Event	
WED 25 MAR	14:00	60	Women's Individual Pursuit, Qualifying	
	17:00	90	Opening Ceremony	
		65	Women's 500m Time Trial, Final	
		30	Men's Team Sprint, Qualifying	
		45	Men's Points Race, Final	
		15	Women's Individual Pursuit, Finals	
		10	Women's 500m Time Trial, Victory Ceremony	
		10	Men's Points Race, Victory Ceremony	
		10	Men's Team Sprint, Finals	
		10	Women's Individual Pursuit, Victory Ceremony	
		10	Men's Team Sprint, Victory Ceremony	
THU 26 MAR	14:30	75	Men's Individual Pursuit, Qualifying	
		20	Men's Keirin, First Round	
		75	Women's Team Pursuit, Qualifying	
	17:40	20	Men's Keirin, First Round Repechage	
		19:00	15	Women's Team Sprint, Qualifying
			30	Men's Scratch, Final
			15	Men's Keirin, Second Round
			10	Men's Scratch, Victory Ceremony
			10	Women's Team Sprint, Finals
			15	Men's Individual Pursuit, Finals
			10	Women's Team Sprint, Victory Ceremony
15	Women's Team Pursuit, Finals			
10	Men's Individual Pursuit, Victory Ceremony			
20	Men's Keirin, Finals			
FRI 27 MAR	14:00	75	Men's Team Pursuit, Qualifying	
		35	Women's Sprint, Qualifying	
		10	Break	
		30	Women's Sprint, 1/16 Finals	
		10	Break	
		20	Women's Sprint, 1/8 Finals	
		10	Break	
		5	Women's Sprint, 1/8 Finals Repechage	
	19:00	15	Women's Sprint, Quarterfinals - Race 1	
		70	Men's 1Km Time Trial, Final	
		15	Women's Sprint, Quarterfinals - Race 2	
10		Men's 1Km Time Trial, Victory Ceremony		
5		Women's Sprint, Quarterfinals - Decider		
20		Women's Scratch, Final		
15		Men's Team Pursuit, Finals		
21:55	5	Women's Sprint, Race for 5th-8th Places		
	10	Women's Scratch, Victory Ceremony		
	10	Men's Team Pursuit, Victory Ceremony		



**2009 UCI TRACK CYCLING  
WORLD CHAMPIONSHIPS**

**PRUSZKÓW  
POLAND**

25-29 March 2009

**Competition Schedule / Horaire des compétitions**

As of 29 MAR 2009

Date	Session Time	Duration Time	Event	
SAT 28 MAR	13:00	25	Women's Omnium, Sprint 200m t.t.	
		60	Men's Sprint, Qualifying	
		10	Women's Omnium, Scratch	
		30	Men's Sprint, 1/16 Finals	
		50	Women's Omnium, Individual Pursuit	
		20	Men's Sprint, 1/8 Finals	
		10	Break	
		16:30	5	Men's Sprint, 1/8 Finals Repechage
		18:00	10	Women's Sprint, Semifinals - Race 1
			15	Men's Sprint, Quarterfinals - Race 1
	10		Women's Sprint, Semifinals - Race 2	
	15		Men's Sprint, Quarterfinals - Race 2	
	5		Women's Sprint, Semifinals - Decider	
	25		Women's Omnium, Points Race	
	5		Men's Sprint, Quarterfinals - Decider	
	10		Women's Sprint, Finals - Race 1	
	55		Men's Madison, Final	
	5		Men's Sprint, Race for 5th-8th Places	
	21:45	10	Men's Madison, Victory Ceremony	
		10	Women's Sprint, Finals - Race 2	
25		Women's Omnium, 500m t.t.		
5		Women's Sprint, Finals - Decider		
10		Women's Omnium, Victory Ceremony		
10		Women's Sprint, Victory Ceremony		
SUN 29 MAR		10:00	25	Men's Omnium, Sprint 200m t.t.
			15	Women's Keirin, First Round
			10	Break
			10	Men's Omnium, Scratch
	15		Women's Keirin, First Round Repechage	
	15		Break	
	12:25		55	Men's Omnium, Individual Pursuit
	14:00		10	Men's Sprint, Semifinals - Race 1
			10	Women's Keirin, Second Round
			5	Men's Sprint, Semifinals - Race 2
		25	Men's Omnium, Points Race	
		5	Men's Sprint, Semifinals - Decider	
		10	Women's Keirin, Finals	
		10	Men's Sprint, Finals - Race 1	
		30	Women's Points Race, Final	
		10	Women's Keirin, Victory Ceremony	
		5	Men's Sprint, Finals - Race 2	
	17:00	10	Women's Points Race, Victory Ceremony	
		25	Men's Omnium, 1Km t.t.	
		5	Men's Sprint, Finals - Decider	
10		Men's Omnium, Victory Ceremony		
10		Men's Sprint, Victory Ceremony		

**Note:**  
Schedule is subject to change





2009 UCI TRACK CYCLING  
WORLD CHAMPIONSHIPS

PRUSZKÓW  
POLAND

25-29 March 2009

Communiqué no. 133

Number of Entries by Country / Nombre d'inscrits par pays  
As of 29 MAR 2009

Ctry Code	Men										Women									Total Riders
	Sprint	Time Trial	Keirin	Scratch	Team Sprint	Ind. Pursuit	Team Pursuit	Points Race	Madison	Riders	Sprint	Time Trial	Keirin	Scratch	Team Sprint	Ind. Pursuit	Team Pursuit	Points Race	Riders	
ARG	0	0	0	1	0	0	0	1	2	3	0	0	0	0	0	0	0	0	0	3
AUS	4	1	3	1	3	1	4	1	2	9	2	3	2	1	2	1	3	1	6	15
AUT	1	1	0	1	0	0	0	1	2	3	0	0	0	0	0	0	0	0	0	3
BAR	0	0	1	0	0	0	0	0	0	1	0	0	0	0	0	0	0	0	0	1
BEL	0	0	0	1	0	2	4	1	2	6	0	0	0	1	0	1	3	1	3	9
BLR	0	0	0	1	0	0	0	1	0	3	1	1	0	1	0	1	3	1	4	7
CAN	1	0	1	1	0	0	0	1	0	2	1	1	1	1	0	1	0	1	2	4
CHN	3	2	0	0	3	0	4	0	0	8	3	2	2	1	2	0	3	1	6	14
COL	3	0	1	1	3	1	4	1	2	7	1	2	1	1	0	1	3	1	5	12
CUB	0	0	0	0	0	0	0	0	0	0	1	2	1	1	0	1	0	1	3	3
CZE	3	2	1	1	3	1	0	1	2	8	0	1	0	1	0	1	0	1	2	10
DEN	0	0	0	0	0	0	5	1	2	6	0	0	0	0	0	0	0	0	0	6
ESP	3	2	2	1	3	2	4	1	2	14	0	2	0	1	0	2	3	1	4	18
FRA	4	3	2	1	4	1	4	1	2	12	2	1	2	1	2	0	0	1	3	15
GBR	3	1	3	1	3	0	4	1	2	11	2	3	2	1	2	2	3	1	8	19
GER	3	2	2	1	3	2	4	1	2	13	2	3	2	0	2	2	3	1	7	20
GRE	1	0	1	0	3	0	0	0	0	3	0	0	0	0	0	0	0	0	0	3
HKG	0	0	0	1	0	0	0	1	0	2	1	2	0	1	2	0	0	1	4	6
IRL	0	0	0	0	0	1	0	0	0	1	0	0	0	0	0	0	0	0	0	1
ITA	0	0	0	1	0	1	0	1	2	4	1	2	1	1	0	0	3	1	5	9
JPN	2	1	2	1	3	0	0	1	0	5	0	0	0	0	0	0	0	0	0	5
KAZ	0	0	0	0	0	1	0	1	0	1	0	0	0	0	0	0	0	0	0	1
KOR	0	0	0	0	0	0	0	1	0	1	0	0	0	0	0	0	0	0	0	1
LTU	0	0	0	0	0	0	0	0	0	0	2	2	1	0	2	2	3	1	5	5
MAS	3	1	2	0	3	0	0	0	0	3	0	0	0	0	0	0	0	0	0	3
NED	2	3	2	1	3	1	4	1	2	10	2	3	2	1	2	1	3	1	5	15
NZL	2	1	1	1	0	1	4	0	0	8	0	1	0	1	0	1	3	1	4	12
POL	1	2	1	1	3	1	4	1	2	12	1	2	1	1	2	1	3	1	5	17
RSA	0	1	0	0	0	0	0	0	0	1	0	0	0	0	0	0	0	0	0	1
RUS	3	1	1	1	3	2	4	1	2	14	2	2	1	1	2	1	3	1	7	21
SUI	0	0	0	1	0	0	0	1	2	2	0	0	0	1	0	0	0	1	1	3
SVK	0	0	0	1	0	0	0	0	0	1	0	0	0	0	0	0	0	0	0	1
THA	0	0	0	0	0	0	0	0	0	0	0	1	1	1	0	1	0	1	3	3
TPE	0	0	0	0	0	0	0	0	0	0	1	1	0	0	0	0	0	0	1	1
TRI	1	1	1	0	3	0	0	0	0	3	0	0	0	0	0	0	0	0	0	3
UKR	1	2	1	0	3	2	4	1	2	10	1	1	0	0	0	1	0	0	3	13
URU	0	0	0	0	0	0	0	0	0	0	0	1	0	0	0	0	0	0	1	1
USA	0	1	0	1	0	1	0	1	2	3	0	0	0	1	0	0	0	1	1	4
<b>Total</b>	<b>44</b>	<b>28</b>	<b>28</b>	<b>22</b>	<b>49</b>	<b>21</b>	<b>57</b>	<b>24</b>	<b>36</b>	<b>190</b>	<b>26</b>	<b>39</b>	<b>20</b>	<b>20</b>	<b>20</b>	<b>21</b>	<b>42</b>	<b>22</b>	<b>98</b>	<b>288</b>



**Number of Entries by Country / Nombre d'inscrits par pays**  
As of 29 MAR 2009

Ctry Code	Men										Women										Total Riders
	Sprint	Time Trial	Keirin	Scratch	Team Sprint	Ind. Pursuit	Team Pursuit	Points Race	Mad- ison	Riders	Sprint	Time Trial	Keirin	Scratch	Team Sprint	Ind. Pursuit	Team Pursuit	Points Race	Riders		

Communiqué approved by the President of the Commissaires Panel:

.....

**Note:**

All corrections and updates are available in INFO  
Substitutes (if any) are included in the numbers displayed above



**Entry List By Country - Men / Liste des inscrits par pays - Hommes**

As of 24 MAR 2009

#	Country Name	UCI Code
<b>ARG - Argentina</b>		
1	COLLA Angel Dario	ARG19730908
2	DONADIO Sebastian	ARG19720105
3	GARRIDO MAYORGA Martin	ARG19741109
<b>AUS - Australia</b>		
4	BOBRIDGE Jack	AUS19890713
5	DENNIS Rohan	AUS19900528
6	ELLIS Daniel	AUS19881007
7	HOWARD Leigh	AUS19891018
8	MEYER Cameron	AUS19880111
9	MEYER Travis	AUS19890608
10	NIBLETT Jason	AUS19830218
11	PERKINS Shane	AUS19861230
12	SUNDERLAND Scott	AUS19880316
<b>AUT - Austria</b>		
20	GRAF Andreas	AUT19850807
21	MUELLER Andreas	AUT19791125
22	SELZER Clemens	AUT19850726
<b>BAR - Barbados</b>		
24	FORDE Barry	BAR19760917
<b>BEL - Belgium</b>		
25	CORNU Dominique	BEL19851010
26	DE KETELE Kenny	BEL19850605
27	DE POORTERE Ingmar	BEL19840527
29	MERTENS Tim	BEL19860207
30	STEELS Stijn	BEL19890821
32	VLASSELAER Maarten	BEL19890826
<b>BLR - Belarus</b>		
36	KIRYIENKA Vasili	BLR19810628
37	LISOUSKI Aliaksandr	BLR19851113
	YURCHANKA Yury	BLR19870618
<b>CAN - Canada</b>		
41	BELL Zachary	CAN19821114
42	SMITH Travis	CAN19800211
<b>CHN - China</b>		
44	CHEN Libin	CHN19861007
45	LI Wei	CHN19820824
46	LI Wen Hao	CHN19890526
48	MA Teng	CHN19881216
49	QU Xuelong	CHN19840318
50	ZHANG Lei	CHN19810404
51	ZHANG Miao	CHN19880812
53	ZHANG Zixiang	CHN19860927

**Entry List By Country - Men / Liste des inscrits par pays - Hommes**

As of 24 MAR 2009

#	Country Name	UCI Code
<b>COL - Colombia</b>		
61	ARANGO CARVAJAL Juan Esteban	COL19861009
63	AVILA VANEGAS Edwin Alcibiades	COL19891121
62	CASTRO LAVERDE Arles Antonio	COL19790717
64	MARIN CERMENO Jonathan	COL19821210
65	NARVAEZ ROMERO Leonardo Alfredo	COL19801210
66	SANCHEZ CASTILLO Hernan	COL19841223
67	URAN ARROYABE Carlos Alberto	COL19800106
<b>CZE - Czech Republic</b>		
78	BABEK Tomas	CZE19870604
79	BARES Jiri	CZE19890510
80	BLAHA Martin	CZE19770912
81	DITZEL Filip	CZE19801208
82	DOSTAL Jan	CZE19880211
83	HOCHMANN Jiri	CZE19861001
84	KADLEC Milan	CZE19741013
86	PTACNIK Adam	CZE19851204
<b>DEN - Denmark</b>		
89	CHRISTENSEN Michael Faerk	DEN19860214
90	JORGENSEN Casper	DEN19850820
91	KREUTZFELDT Daniel	DEN19871119
92	MADSEN Jens-Erik	DEN19810330
93	MORKOV Michael	DEN19850430
94	RASMUSSEN Alex	DEN19840609
<b>ESP - Spain</b>		
95	ALONSO CASTILLO David	ESP19890121
96	ALONSO RUBIO Alvaro	ESP19851213
97	ELORRIAGA ZUBIAUR Unai	ESP19800622
98	ESCOBAR ROURE Sergi	ESP19740922
99	ESCUREDO RAIMONDEZ José Antonio	ESP19700119
100	ESTEBAN HERRAIZ Itmar	ESP19831119
101	LEANIZBARRUTIA CRUZ Iban	ESP19871020
102	MAZQUIARAN URIA Hodei	ESP19881216
103	MORENO CANO Alfredo	ESP19810623
104	MUNTANER JUANEDA David	ESP19830712
105	PERALTA GASCON Juan	ESP19900517
106	TAULER LLULL Antonio	ESP19740411
107	TERUEL ROVIRA Eloy	ESP19821120
108	TORRES BARCELO Albert	ESP19900426

**Entry List By Country - Men / Liste des inscrits par pays - Hommes**

As of 24 MAR 2009

#	Country Name	UCI Code
<b>FRA - France</b>		
113	BAUGE Grégory	FRA19850131
114	BOURGAIN Mickaël	FRA19800528
115	D'ALMEIDA Michaël	FRA19870903
116	DEPREEUW Arnaud	FRA19880322
117	DUVAL Julien	FRA19900527
118	GUINAUDEAU Ronan	FRA19871108
119	JEANNIN Mickael	FRA19870109
120	KNEISKY Morgan	FRA19870831
121	LAFARGUE Quentin	FRA19901117
122	PERICHON Pierre Luc	FRA19870104
123	PERVIS François	FRA19841016
124	SIREAU Kevin	FRA19870418
<b>GBR - Great Britain</b>		
128	BELLIS Jonathan	GBR19880816
129	BURKE Steven	GBR19880304
130	CAVENDISH Mark	GBR19850521
131	CLANCY Edward	GBR19850312
132	CRAMPTON Matthew	GBR19860523
133	DANIELL David	GBR19891223
134	EDGAR Ross	GBR19830103
135	KENNAUGH Peter	GBR19890615
136	KENNY Jason	GBR19880323
137	NEWTON Chris	GBR19730929
138	STAFF Jamie	GBR19730430
<b>GER - Germany</b>		
148	BARTKO Robert	GER19751223
149	BENGSCHE Robert	GER19831006
150	BERGEMANN Carsten	GER19790124
151	BOMMEL Henning	GER19830223
152	ENDERS Rene	GER19870213
153	FORSTEMANN Robert	GER19860305
154	GRETSCH Patrick	GER19870407
155	KALZ Marcel	GER19870309
156	KLUGE Roger	GER19860205
157	LEVY Maximilian	GER19870626
158	NIMKE Stefan	GER19780301
159	POLLACK Olaf	GER19730920
161	SEIDENBECHER Michael	GER19841106
<b>GRE - Greece</b>		
169	BRETAS Sotirios	GRE19900312
170	VOLIKAKIS Christos	GRE19880325
171	VOLIKAKIS Zafeirios	GRE19890620
<b>HKG - Hong Kong</b>		
173	KWOK Ho Ting	HKG19880226
174	WONG Kam Po	HKG19730313
<b>IRL - Ireland</b>		
179	O'LOUGHLIN David	IRL19780429

**Entry List By Country - Men / Liste des inscrits par pays - Hommes**

As of 24 MAR 2009

#	Country Name	UCI Code
<b>ITA - Italy</b>		
181	BUTTAZZONI Alex	ITA19850311
182	CICCONE Angelo	ITA19800707
184	DE MARCHI Alessandro	ITA19860519
188	VIVIANI Elia	ITA19890207
<b>JPN - Japan</b>		
194	MORI Kazuhiro	JPN19820917
195	NARITA Kazuya	JPN19790225
196	NITTA Yudai	JPN19860125
197	SATO Tomokazu	JPN19830213
198	WATANABE Kazunari	JPN19820812
<b>KAZ - Kazakhstan</b>		
199	LYALKO Alexey	KAZ19850112
<b>KOR - Korea</b>		
200	SEO Joon Yong	KOR19880314
<b>MAS - Malaysia</b>		
212	AWANG Azizulhasni	MAS19880105
215	NG ONN LAM Josiah	MAS19800202
216	TISIN Mohd Rizal	MAS19840620
<b>NED - Netherlands</b>		
217	HEIMANS Levi	NED19850724
218	JONKMAN Geert-Jan	NED19840124
219	LIGTHART Pim	NED19880616
220	MULDER Teun	NED19810618
221	PIETERS Roy	NED19890612
222	SCHMIDT Yondi	NED19870426
223	STROETINGA Wim	NED19850523
224	VAN DER ZWET Arno	NED19860507
225	VELDT Tim	NED19840214
226	ZIJLSTRA Sipke	NED19850413
<b>NZL - New Zealand</b>		
232	BEWLEY Sam	NZL19870722
233	DAWKINS Edward	NZL19890711
234	GODFREY Hayden	NZL19781215
235	GOUGH Westley	NZL19880504
236	LATHAM Peter	NZL19840108
237	RYAN Marc	NZL19821014
238	SERGEANT Jesse	NZL19880708
239	VAN VELTHOOVEN Simon	NZL19881208



**Entry List By Country - Men / Liste des inscrits par pays - Hommes**

As of 24 MAR 2009

#	Country Name	UCI Code
<b>POL - Poland</b>		
244	BIELECKI Maciej	POL19870519
246	BUJKO Lukasz	POL19860415
247	GLOWACKI Dawid	POL19870318
248	KASPERKIEWICZ Piotr	POL19890209
249	KUCZYNSKI Kamil	POL19850323
250	KUREK Adrian	POL19880329
251	KWIATKOWSKI Lukasz	POL19820529
252	PYSZNY Piotr	POL19860206
253	RATAJCZYK Rafal	POL19830405
254	SREDZINKI Jakub	POL19850520
255	SZYMANEK Krzysztof	POL19870425
256	TEKLINSKI Adrian	POL19891103
<b>RSA - South Africa</b>		
262	CHAID Gadi	RSA19860228
<b>RUS - Russia</b>		
263	BORISOV Sergey	RUS19830125
264	DMITRIEV Denis	RUS19860323
265	ERSHOV Artur	RUS19900307
266	IGNATIEV Mikhail	RUS19850507
267	KAIKOV Valery	RUS19880507
269	KOVALEV Ivan	RUS19860726
270	KRASNOV Leonid	RUS19880124
271	KUCHEROV Sergey	RUS19800718
272	MARKOV Alexei	RUS19790526
273	RUBAN Sergey	RUS19780507
274	SAVITSKIY Valentin	RUS19841225
275	SHCHEKUNOV Vladimir	RUS19870108
276	VOLKOV Stanislav	RUS19880305
277	ZHURKIN Nikolay	RUS19910505
<b>SUI - Switzerland</b>		
286	AESCHBACH Alexander	SUI19740609
287	MARVULLI Franco	SUI19781111
<b>SVK - Slovakia</b>		
291	ZABKA Jozef	SVK19750128
<b>TRI - Trinidad &amp; Tobago</b>		
296	KELLAR Azikiwe	TRI19760730
319	MCLEAN Haseem	TRI19870726
297	SELLIER Christopher	TRI19860224

**Entry List By Country - Men / Liste des inscrits par pays - Hommes**  
As of 24 MAR 2009

#	Country Name	UCI Code
<b>UKR - Ukraine</b>		
298	BOLIBRUKH Yevhen	UKR19830815
299	DIUDIA Volodymyr	UKR19830106
300	KONONENKO Roman	UKR19810413
301	LAGKUTI Sergiy	UKR19850424
302	POLATAYKO Lyubomyr	UKR19791121
303	RADIONOV Mykhaylo	UKR19840909
304	RYBIN Volodymyr	UKR19800914
305	SHCHEDOV Vitaliy	UKR19870731
306	TSYUPYK Yuriy	UKR19840715
307	VYNOKUROV Andrii	UKR19820814
<b>USA - United States</b>		
313	HOLLOWAY Daniel	USA19870521
314	PEARCE Colby	USA19720612
315	PHINNEY Taylor	USA19900627

Communiqué approved by the President of the Commissaires Panel:

.....

**Note:**  
All corrections and updates are available in INFO.

**Entry List By Country - Women / Liste des inscrits par pays - Dames**

As of 24 MAR 2009

#	Country Name	UCI Code
<b>AUS - Australia</b>		
13	ANKUDINOFF Ashlee	AUS19900820
15	GOSS Belinda	AUS19840106
16	KENT Sarah	AUS19900210
17	MCCULLOCH Kaarle	AUS19880120
18	MEARES Anna	AUS19830921
19	TOMIC Josephine	AUS19890609
<b>BEL - Belgium</b>		
34	D'HOORE Jolien	BEL19900314
33	DAAMS Jessie	BEL19900528
35	DRUYTS Kelly	BEL19891021
<b>BLR - Belarus</b>		
38	AMIALYUSIK Alena	BLR19890206
320	PANARINA Olga	BLR19850916
39	PAPKO Aksana	BLR19881116
40	SHARAKOVA Tatsiana	BLR19840731
<b>CAN - Canada</b>		
318	SULLIVAN Monique	CAN19890221
43	WHITTEN Tara	CAN19800713
<b>CHN - China</b>		
54	CHEN Yue	CHN19891010
55	GONG Jinjie	CHN19861112
56	GUO Shuang	CHN19860226
57	SUN Feiyan	CHN19890513
58	WANG Cui	CHN19891015
60	ZHENG Lulu	CHN19870124
<b>COL - Colombia</b>		
68	AGUDELO CORREA Elizabeth	COL19820505
69	BOTERO COY Andrea	COL19880625
70	CALLE WILLIAMS Maria Luisa	COL19681003
71	GARCIA ORREGO Diana Maria	COL19820317
72	VARGAS VILLAMIL Lorena Maria	COL19860827
<b>CUB - Cuba</b>		
73	DOMINGUEZ MASAGUE Yudelmis	CUB19850119
74	GARCIA OCASIO Iraida	CUB19890526
75	GONZALEZ VALDIVIESO Yumari	CUB19790613
76	GUERRA RODRIGUEZ Lisandra	CUB19871031
77	RODRIGUEZ HERNANDEZ Dalila	CUB19880801
<b>CZE - Czech Republic</b>		
87	KOZLIKOVA Lada	CZE19791008
88	MACHACOVA Jarmila	CZE19860109
<b>ESP - Spain</b>		
109	CASAS ROIGE Helena	ESP19880724
110	OLABERRIA DORRONSORO Leire	ESP19770217
111	PASCUAL TORRECILLA Gema	ESP19790112
112	USABIAGA BALERDI Ana	ESP19900119

**Entry List By Country - Women / Liste des inscrits par pays - Dames**

As of 24 MAR 2009

#	Country Name	UCI Code
<b>FRA - France</b>		
125	CLAIR Sandie	FRA19880401
126	JEULAND Pascale	FRA19870602
127	SANCHEZ Clara	FRA19830920
<b>GBR - Great Britain</b>		
139	ARMITSTEAD Elizabeth	GBR19881218
140	BLYTH Anna	GBR19880515
141	COLCLOUGH Katie	GBR19900120
142	HOUVENAGHEL Wendy	GBR19741127
143	PENDLETON Victoria	GBR19800924
144	READE Shanaze	GBR19880923
145	ROWSELL Joanna	GBR19881205
146	VARNISH Jessica	GBR19901119
<b>GER - Germany</b>		
162	BECKER Charlotte	GER19830519
163	BECKER Christina	GER19771212
164	BRENNAUER Lisa	GER19880608
165	GEBHARDT Elke	GER19830722
166	JOOS Verena	GER19790109
167	VOGEL Kristina	GER19901110
168	WELTE Miriam	GER19861209
<b>HKG - Hong Kong</b>		
175	DIAO Xiao Juan	HKG19860315
176	LEE Wai See	HKG19871205
177	MENG Zhao Juan	HKG19891214
178	WONG Wan Yiu	HKG19861104
<b>ITA - Italy</b>		
189	BORCHI Alessandra	ITA19830815
190	BRONZINI Giorgia	ITA19830803
191	FRISONI Elisa	ITA19850808
192	GUDERZO Tatiana	ITA19840822
193	TAGLIAFERRO Marta	ITA19891104
<b>LTU - Lithuania</b>		
207	GAIVENYTE Gintare	LTU19860423
208	KRUPECKAITE Simona	LTU19821213
209	PAULIUKAITE Svetlana	LTU19850731
210	SEREIKAITE Vilija	LTU19870212
211	TREBAITE Ausrine	LTU19881018
<b>NED - Netherlands</b>		
227	HIJGENAAR Yvonne	NED19800515
228	KANIS Willy	NED19840727
229	KOEDOODER Vera	NED19831031
230	PIETERS Amy	NED19910601
231	VAN DIJK Eleonora	NED19870211

**Entry List By Country - Women / Liste des inscrits par pays - Dames**

As of 24 MAR 2009

#	Country Name	UCI Code
<b>NZL - New Zealand</b>		
240	BOYD Kaytee	NZL19780208
241	ELLIS Lauren	NZL19890419
242	NIELSEN Jaime	NZL19850903
243	SHANKS Alison	NZL19821213
<b>POL - Poland</b>		
257	DABROWSKA Renata	POL19890208
258	DREJGIER Aleksandra	POL19910615
259	JASINSKA Edyta	POL19861128
260	MACZKA Dominika	POL19890302
261	WOJTYRA Malgorzata	POL19890921
<b>RUS - Russia</b>		
279	CHULKOVA Anastasiya	RUS19850307
280	GRANKOVSKAYA Svetlana	RUS19760222
281	KONDEL Victoria	RUS19871006
283	ROMANYUTA Evgeniya	RUS19880122
284	SLYUSAREVA Olga	RUS19690428
285	STRELTSOVA Olga	RUS19870225
278	TCHALYKH Elena	RUS19740325
<b>SUI - Switzerland</b>		
288	WOLFER Andrea	SUI19871216
<b>THA - Thailand</b>		
292	CHANPENG Nontasin	THA19841009
293	MANEEPHAN Jutatip	THA19880708
294	WICHANA Thatsani	THA19881230
<b>TPE - Chinese Taipei</b>		
295	TING YING Huang	TPE19900529
<b>UKR - Ukraine</b>		
308	GALYUK Svitlana	UKR19871119
309	KALITOVSKA Lesya	UKR19880213
311	SHULIKA Lyubov	UKR19880716
<b>URU - Uruguay</b>		
312	MARTINEZ Cinthia	URU19890114
<b>USA - United States</b>		
316	OLDS Shelley	USA19800930

Communiqué approved by the President of the Commissaires Panel:

.....

**Note:**  
All corrections and updates are available in INFO.

**Medallists by Event / Médaillés par épreuve**  
AFTER 19 OF 19 EVENTS

Event Name	Date	Medal	Name	Country Code
Women's 500m Time Trial	25 MAR 2009	GOLD	KRUPECKAITE Simona	LTU
		SILVER	MEARES Anna	AUS
		BRONZE	PENDLETON Victoria	GBR
Men's Points Race	25 MAR 2009	GOLD	MEYER Cameron	AUS
		SILVER	KREUTZFELDT Daniel	DEN
		BRONZE	NEWTON Chris	GBR
Women's Individual Pursuit	25 MAR 2009	GOLD	SHANKS Alison	NZL
		SILVER	HOUVENAGHEL Wendy	GBR
		BRONZE	SEREIKAITE Vilija	LTU
Men's Team Sprint	25 MAR 2009	GOLD	BAUGE Grégory BOURGAIN Mickaël SIREAU Kévin	FRA
		SILVER	CRAMPTON Matthew KENNY Jason STAFF Jamie	GBR
		BRONZE	ENDERS Rene FORSTEMANN Robert NIMKE Stefan	GER
Men's Scratch	26 MAR 2009	GOLD	KNEISKY Morgan	FRA
		SILVER	COLLA Angel Dario	ARG
		BRONZE	MUELLER Andreas	AUT
Women's Team Sprint	26 MAR 2009	GOLD	MCCULLOCH Kaarle MEARES Anna	AUS
		SILVER	PENDLETON Victoria READE Shanaze	GBR
		BRONZE	GAIVENYTE Gintare KRUPECKAITE Simona	LTU
Men's Individual Pursuit	26 MAR 2009	GOLD	PHINNEY Taylor	USA
		SILVER	BOBRIDGE Jack	AUS
		BRONZE	CORNU Dominique	BEL
Women's Team Pursuit	26 MAR 2009	GOLD	ARMITSTEAD Elizabeth HOUVENAGHEL Wendy ROWSSELL Joanna	GBR
		SILVER	ELLIS Lauren NIELSEN Jaime SHANKS Alison	NZL
		BRONZE	ANKUDINOFF Ashlee KENT Sarah TOMIC Josephine	AUS
Men's Keirin	26 MAR 2009	GOLD	LEVY Maximilian	GER
		SILVER	PERVIS François	FRA
		BRONZE	MULDER Teun	NED
Men's 1Km Time Trial	27 MAR 2009	GOLD	NIMKE Stefan	GER
		SILVER	PHINNEY Taylor	USA
		BRONZE	TISIN Mohd Rizal	MAS
Women's Scratch	27 MAR 2009	GOLD	GONZALEZ VALDIVIESO Yumari	CUB
		SILVER	ARMITSTEAD Elizabeth	GBR
		BRONZE	GOSS Belinda	AUS

**Medallists by Event / Médaillés par épreuve**  
AFTER 19 OF 19 EVENTS

Event Name	Date	Medal	Name	Country Code
Men's Team Pursuit	27 MAR 2009	GOLD	CHRISTENSEN Michael Faerk JORGENSEN Casper MADSEN Jens-Erik RASMUSSEN Alex	DEN
		SILVER	BOBRIDGE Jack DENNIS Rohan HOWARD Leigh MEYER Cameron	AUS
		BRONZE	GOUGH Westley LATHAM Peter RYAN Marc SERGENT Jesse	NZL
Women's Sprint	28 MAR 2009	GOLD	PENDLETON Victoria	GBR
		SILVER	KANIS Willy	NED
		BRONZE	KRUPECKAITE Simona	LTU
Men's Madison	28 MAR 2009	GOLD	MORKOV Michael RASMUSSEN Alex	DEN
		SILVER	HOWARD Leigh MEYER Cameron	AUS
		BRONZE	BLAHA Martin HOCHMANN Jiri	CZE
Women's Omnium	28 MAR 2009	GOLD	TOMIC Josephine	AUS
		SILVER	WHITTEN Tara	CAN
		BRONZE	HIJGENAAR Yvonne	NED
Women's Keirin	29 MAR 2009	GOLD	GUO Shuang	CHN
		SILVER	SANCHEZ Clara	FRA
		BRONZE	KANIS Willy	NED
Men's Sprint	29 MAR 2009	GOLD	BAUGE Grégory	FRA
		SILVER	AWANG Azizulhasni	MAS
		BRONZE	SIREAU Kévin	FRA
Women's Points Race	29 MAR 2009	GOLD	BRONZINI Giorgia	ITA
		SILVER	GONZALEZ VALDIVIESO Yumari	CUB
		BRONZE	ARMITSTEAD Elizabeth	GBR
Men's Omnium	29 MAR 2009	GOLD	HOWARD Leigh	AUS
		SILVER	BELL Zachary	CAN
		BRONZE	VELDT Tim	NED



2009 UCI TRACK CYCLING  
WORLD CHAMPIONSHIPS

PRUSZKÓW  
POLAND

25-29 March 2009

Communiqué no. 132

Medal Standings / Classement des médailles  
AFTER 19 OF 19 EVENTS

Rank	Country	Men				Women				Total				Rank by Total
		G	S	B	Tot	G	S	B	Tot	G	S	B	Tot	
1	AUS - Australia	2	3		5	2	1	2	5	4	4	2	10	1
2	FRA - France	3	1	1	5		1		1	3	2	1	6	3
3	GBR - Great Britain		1	1	2	2	3	2	7	2	4	3	9	2
4	DEN - Denmark	2	1		3					2	1		3	=6
5	GER - Germany	2		1	3					2		1	3	=6
6	NZL - New Zealand			1	1	1	1		2	1	1	1	3	=6
7	CUB - Cuba					1	1		2	1	1		2	=9
7	USA - United States	1	1		2					1	1		2	=9
9	LTU - Lithuania					1		3	4	1		3	4	5
10	CHN - China					1			1	1			1	=13
10	ITA - Italy					1			1	1			1	=13
12	CAN - Canada		1		1		1		1		2		2	=9
13	NED - Netherlands			2	2		1	2	3		1	4	5	4
14	MAS - Malaysia		1	1	2						1	1	2	=9
15	ARG - Argentina		1		1						1		1	=13
16	AUT - Austria			1	1							1	1	=13
16	BEL - Belgium			1	1							1	1	=13
16	CZE - Czech Republic			1	1							1	1	=13
<b>Total</b>		<b>10</b>	<b>10</b>	<b>10</b>	<b>30</b>	<b>9</b>	<b>9</b>	<b>9</b>	<b>27</b>	<b>19</b>	<b>19</b>	<b>19</b>	<b>57</b>	

Legend:

= Equal sign indicates that two or more NOCs share the same rank by total      **B** Bronze      **G** Gold      **S** Silver      **Tot** Total







25-29 March 2009

Communiqué n°1

U.C.I TECHNICAL OFFICIALS / OFFICIELS TECHNIQUES DE L'U.C.I

Commissaires Panel appointed by the UCI Management Committee  
*Collège des Commissaires désignés par le Comité Directeur de l'UCI*

Andrew	MC CORD	USA	President / <i>Président</i>
Catherine	GASTOU	FRA	Secretary / <i>Secrétaire</i>
Alexander	DONIKE	GER	Starter / <i>Starter</i>
Miriam	VAN ES	NED	Judge – Referee / <i>Juge arbitre</i>
Miroslav	JANOUT	CZE	Member / <i>Membre</i>
Peter	JUDEZ	SLO	Member / <i>Membre</i>
Frederick	C. CHAN	HKG	Member / <i>Membre</i>

International commissaires appointed by the National Federation  
*Commissaires internationaux désignés par la fédération nationale*

Wladyslaw	BUCHTA	POL
Czeslaw	WAJRAK	POL
Zbigniew	SZKIBIEL	POL

Assistant National commissaires appointed by the National Federation  
*Commissaires nationaux adjoints désignés par la fédération nationale*

Agnieszka	BARTOSZ	POL
Tomasz	CICHY	POL
Tadeusz	DURDYN	POL
Zbigniew	JASZOWSKI	POL
Piotr	KANAR	POL
Jerzy	KLINIK	POL
Czeslaw	POPRAWA	POL
Zbigniew	RUZIK	POL
Dawid	SOBURA	POL
Angelika	WOJCZAK	POL
Miroslaw	WOJDAK	POL
Zdislaw	ZURDZINSKI	POL

UCI Technical Delegate / <i>Délégué Technique de l'UCI</i>	Gilles PERUZZI (SUI)
Official Doctor / <i>Médecin officiel</i>	Mario ZORZOLI (SUI)
Antidoping Inspectors / <i>Inspecteurs Antidopage</i>	Pawel SKOREK (POL) Jan VAN GESTEL (NED)
Speaker / <i>Speaker</i>	Marc BOLLEN (BEL)





25-29 March 2009

Communiqué n°2

## GENERAL INFORMATION - REMINDER OF DISPOSITIONS

- **The confirmation of the riders** done on Tuesday, March 24<sup>th</sup> is final; nevertheless, Team Managers will have the opportunity to forward modifications to the Secretary of College of Commissaries (Catherine GASTOU) until noon on the eve of the first race of the competition.  
Any rider replacement to a confirmed selection may only come from the list of already registered riders.  
Any Team Pursuit modification must be notified to commissaires at least 1 hour before each start.
- The wearing of the rigid safety helmet is mandatory for riders at all times when riding on the track surface.
- Riders **may not wear headphones** (for electronic devices such as radios, MP3 players, etc.) while riding on the track.
- Riders are reminded that they must wear their respective national apparel during the races as well as during award ceremonies. Riders who are obliged to wear the UCI Track Cycling World Cup leader skin suit during competition may wear their national jersey on top of the World Cup skin suit during award ceremonies.  
Riders must present themselves for awards ceremonies at the time indicated.  
Riders participating in the awards ceremony must be bare-headed and without headband or glasses, until after they leave the official ceremony enclosure.
- Riders shall ensure that the number panel is visible and legible at all times. The number panel shall be well fixed and may not be folded or altered.
- **Transponders**, fitted to the bikes, are mandatory **for all events**.  
The transponders may be obtained from the Commissaire's area inside the track.
- All bicycle measurement checking shall be carried out in the equipment check area before entering the track. Riders must come for bicycle-check in adequate time prior to their start. Checking will also be carried out 15 minutes prior to commencing each competition. Commissaires are entitled to double check positions after the race. Should the bicycle or position have been modified in contravention of the regulations, the rider shall be disqualified.
- Any rider who considers that he needs to use a bicycle that presents a technical innovation or particularity must inform the Commissaire's Panel to that effect when presenting his license.
- Bicycles or other equipment may not be left in the safety zone of the track.
- Teams are also reminded that only the coaches of the riders currently on the track are permitted in the safety zone.  
No other people are permitted in this zone.
- Any offence not specifically penalized and any unsporting behavior shall be punished by a warning, indicated by a yellow flag, or by disqualification from the race, indicated by a red flag, according to the gravity of the fault. A rider receives only one warning prior to disqualification.  
The warning and disqualification are relative to each specific competition only.  
If a rider is relegated in a competition, that relegation also carries with it a warning



### INFORMATIONS GENERALES - RAPPEL DES DISPOSITIONS

- Confirmation des partants** faite mardi, le 24 mars est définitive, néanmoins les chefs d'équipes auront la possibilité de transmettre des modifications au Secrétaire du Collège des Commissaires (Catherine GASTOU) jusqu'au 12h00 la veille de la première épreuve de chaque compétition.

Tout remplacement d'un coureur confirmé ne peut se faire que par un autre coureur figurant sur la liste des coureurs déjà inscrits.

Tout changement dans Poursuite par équipes doit être communiqué aux commissaires au moins 1 heure avant chaque départ
- Le port du casque de sécurité rigide est toujours obligatoire pour les coureurs roulant sur la surface de la piste.
- Les coureurs roulant sur la piste ne peuvent pas porter d'écouteurs (servant pour des appareils électroniques comme radios, MP3 players, etc.).
- Les coureurs doivent porter dans les épreuves ainsi que pour la présentation à la cérémonie protocolaire leur maillot national respectif. Les leaders de la Coupe du Monde qui sont obligés de porter le maillot de leader pendant les compétitions, peuvent porter lors des cérémonies protocolaires par-dessus la combinaison de leader de la Coupe du Monde Piste UCI leur maillot national.

Les coureurs doivent se présenter pour la cérémonie protocolaire à temps prévu.

Les coureurs participant à la cérémonie protocolaire doivent se présenter tête nue, sans bandeau, ni lunettes, jusqu'à ce qu'ils quittent l'enceinte de la cérémonie officielle.
- Les coureurs doivent veiller à ce que le dossard soit toujours bien visible et lisible. Le dossard doit être bien fixé et ne peut être plié ou transformé.
- Tous les coureurs doivent avoir fixé **transpondeur** sur leur bicyclette **pour toutes les courses**.  
Les transpondeurs seront distribués dans la zone des Commissaires.
- Tous les contrôles - mensurations des bicyclettes doivent s'effectuer avant l'entrée en piste dans l'endroit du contrôle de matériel. Les coureurs doivent se présenter pour le contrôle des bicyclettes suffisamment à temps avant leur départ. Les contrôles effectueront 15 minutes avant le départ de chaque compétition. Les commissaires sont autorisés à contrôler à nouveau les bicyclettes et les positions après la course de manière aléatoire. Si la bicyclette ou les positions ont été modifiées hors de limites réglementaires, le coureur sera disqualifié.
- Le coureur qui estime utiliser une bicyclette présentant une nouveauté où particularité doit en informer le collège des commissaires au moment de la présentation de la licence.
- Il est interdit de mettre les bicyclettes ou autre équipement dans la zone de sécurité de piste.  
On rappelle aussi aux équipes que seulement les soigneurs des coureurs qui se trouvent couramment sur la piste sont autorisés dans la zone de sécurité. La présence des autres personnes dans cette zone n'est pas autorisée.
- Toute infraction non sanctionnée spécifiquement et tout comportement non sportif sera sanctionné par un avertissement, indiqué par un drapeau jaune, ou par une mise hors course, indiqué par un drapeau rouge, suivant la gravité de la faute. Le coureur reçoit un seul avertissement avant d'être disqualifié..  
L'avertissement et la mise hors course ne portent que sur une seule épreuve en particulier. Si un coureur est relégué dans la compétition, cette relégation comporte également un avertissement.





25-29 March 2009

Communiqué n°3

## TECHNICAL INFORMATION – REMINDER OF DISPOSITIONS

### General

- If riders wearing the same team clothing ride in the same race, they shall bear some item to distinguish between them.
- Riders may carry no object on them or on their bicycles that could drop onto the track. They may not carry or use on the track any **music player or** radio communication system.
- Road bikes are not allowed on the track including the apron.

### Points Race

- In the case of a recognized mishap, the rider shall be entitled to a neutralization of 5 laps. Neutralized riders are not allowed to return to the track during the last kilometer, but shall nevertheless appear in the final placing depending on the points accumulated prior to the mishap.
- Riders shall wear special number panels (beginning from number 1) which will be distributed the day of the race at the commissaire's area inside the track. Numbers will be available at the latest 30 minutes prior to the start of the program.

### Sprint & 200 meter Time Trial

- **Riders shall wear both number panels** during the 200 meter Time Trial.

### Kilometer and 500 meter Time Trial

- Each rider shall take the track alone.

### Scratch Race

- Riders suffering a recognized mishap shall be entitled to a neutralization of 5 laps.
- Neutralized riders are not allowed to return to the track during the last km and any rider not finishing the race will not be placed.

### Team Pursuit

- **Women – Mishaps during the qualifying round:**  
**If a mishap occurs after the first half-lap, the team must stop within one lap of the place of the mishap or they face disqualification.**  
The team of a rider that has stopped following a mishap shall restart at the end of the qualifying Rounds.  
If a team suffers a mishap during its subsequent ride, it shall continue with 3 riders or be disqualified.

### Team Sprint

- The riders of each team shall start either side by side or staggered at an angle of 45° behind the start line. The lateral distance between each rider shall be equal and be between 1.5 and 2 meters.

### Madison

- Should both teammates fall simultaneously, the team shall be entitled to a neutralization equal to 4 laps. Neutralized riders are not allowed to return to the track during the last km, but shall nevertheless appear in the final placing depending on the points accumulated prior to the mishap.
- No feeding will be permitted in the Madison race.
- Riders shall wear special number panels which will be distributed the day of the race at the commissaire's area inside the track. Numbers will be available at the latest 30 minutes prior to the start of the program

### Omnium

- The 200 meter Time Trial that is part of the Omnium shall be ridden as if it were a Sprint Qualification, for the purposes of art. 1.3.023. This means that no attachments may be added to the bike.
- For the purposes of art. 3.2.247 points 3 and 5 (Individual Pursuit and Kilometer Time Trial), the seeding will be based upon the inverse order of the omnium following the previous event.



**INFORMATIONS TECHNIQUES - RAPPEL DES DISPOSITIONS**

**Général**

- S'il est opposé des coureurs portant le même équipement vestimentaire, ils doivent porter un signe qui les distingue.
- Les coureurs ne peuvent porter aucun objet sur eux ou sur leur bicyclette qui pourrait tomber sur la piste. Ils ne peuvent porter ni utiliser en piste aucun **appareil de musique** ou système de liaison radio.
- Les vélos de route ne sont pas autorisés y compris dans la zone neutre.

**Course aux points**

- En cas d'accident reconnu le coureur a droit à une neutralisation de 5 tours.  
Les coureurs neutralisés ne pourront pas remonter la piste dans le dernier km, mais figureront néanmoins au classement final en fonction des points acquis avant son accident.
- Les coureurs porteront les numéros de dossard différents (commençant par le numéro 1). Leur remise s'effectuera le jour de la course 30 minutes au plus tard avant le début du programme de la journée, dans la zone des commissaires.

**Sprint & 200 meter Time Trial**

- Les coureurs devront porter **2 dossards** lors de l'épreuve des 200 mètres.

**Kilomètre et 500 m contre la montre**

- Chaque coureur effectue sa tentative seul en piste.

**Scratch**

- Les coureurs doublés par le peloton principal doivent immédiatement quitter la piste
- Les coureurs victimes d'un accident reconnu ont droit à une neutralisation de 5 tours. Les coureurs neutralisés ne pourront pas remonter la piste dans le dernier km et le coureur ne terminant pas la course ne sera pas classé.

**Poursuite par équipes**

- **Femmes – accidents lors des séries qualificatives :**  
**Si un accident se produit après le premier demi-tour, l'équipe doit s'arrêter dans le tour où l'accident a eu lieu sous peine de disqualification.**  
L'équipe qui s'est arrêtée après un accident prendra un nouveau départ à la fin des séries qualificatives.  
Si une équipe est victime d'un accident lors de sa nouvelle tentative, elle doit continuer avec 3 coureurs, sous peine de disqualification.

**Vitesse par équipes**

- Les coureurs de chaque équipe sont placés soit les uns à côté des autres sur la ligne de départ, soit sur une diagonale formant un angle de 45° avec la ligne de départ. La distance latérale entre chaque coureur doit être égale et comprise entre 1,5 et 2 mètres.

**Madison**

- En cas de chute simultanée des 2 équipiers, l'équipe a droit à une neutralisation de 4 tours.  
Les coureurs neutralisés ne pourront pas remonter la piste dans le dernier km, mais figureront néanmoins au classement final en fonction des points acquis avant son accident.
- Ravitaillement pendant la course Madison n'est pas autorisé.
- Les coureurs porteront les numéros de dossard différents (commençant par le numéro 1). Leur remise s'effectuera le jour de la course 30 minutes au plus tard avant le début du programme de la journée, dans la zone des commissaires.

**Omnium**

- 200 m contre la montre qu'il est une partie d'Omnium doit être disputé comme qualification pour Vitesse en respect de l'art. 1.3.023 donc, aucun cintré supplémentaire ne doit pas être ajouté au système guidage.
- Selon l'art. 3.2.247 points 3 et 5 (Poursuite individuelle et 1 km c.l.m.), la composition des manches et l'ordre de départ sera basé sur le classement général de l'Omnium après l'épreuve précédente.





25-29 March 2009

**LIST OF THE ENTERED TEAMS**

Communiqué n°6

**LISTE DES EQUIPES ENGAGEES**

ARG	Argentina	Argentine
AUS	Australia	Australie
AUT	Austria	Autriche
BAR	Barbados	Barbades
BEL	Belgium	Belgique
BLR	Belarus	Biélorussie
CAN	Canada	Canada
CHN	People's Republic of China	République populaire de Chine
COL	Colombia	Colombie
CUB	Cuba	Cuba
CZE	Czech Republic	République Tchèque
DEN	Denmark	Danemark
ESP	Spain	Espagne
FRA	France	France
GBR	Great Britain	Grande-Bretagne
GER	Germany	Allemagne
GRE	Greece	Grèce
HKG	Hong-Kong - China	Hong-Kong - Chine
IRL	Ireland	Irlande
ITA	Italy	Italie
JPN	Japan	Japon
KAZ	Kazakhstan	Kazakhstan
KOR	Republic of Korea	République de Corée
LTU	Lithuania	Lithuanie
MAS	Malaysia	Malaisie
NED	Netherlands	Pays Bas
NZL	New Zealand	Nouvelle Zélande
POL	Poland	Pologne
RSA	South Africa	Afrique du Sud
RUS	Russian Federation	Fédération de Russie
SVK	Slovakia	Slovaquie
SUI	Switzerland	Suisse
THA	Thailand	Thaïlande
TPE	Chinese Taipei	Chinoise Taipei
TRI	Trinidad & Tobago	Trinité-et-Tobago
UKR	Ukraine	Ukraine
URU	Uruguay	Uruguay
USA	United States of America	Etats-Unis d'Amérique





25-29 March 2009

Communiqué n°7

## ANTIDOPING CONTROL / CONTROLE ANTI-DOPAGE

### INFORMATION

\* Selection of riders to be tested / Sélection des coureurs à contrôler :

- All finals, winner and one random, 38 tests.
- Toutes les finales, vainqueur et un tiré au sort, 38 contrôles.

\* Each rider is responsible for ensuring personally whether he has to submit to the drug test.

Chaque coureur a l'obligation de s'assurer personnellement s'il doit subir le contrôle antidopage.

\* Riders will be notified in person by a chaperone / Le coureur sera notifié personnellement par le chaperon.

### Time-limit for attendace / Délai de présentation

\* Within 30' of finishing the race / Dans les 30' après son arrivée.

\* Within 30' of the end of the official ceremony or press conference / Dans les 30' après la fin de la cérémonie officielle ou de la conférence de presse.

\* The rider may be accompanied by a person of his choice and an interpreter / Le coureur peut être accompagné d'une personne de son choix et d'un interprète.

\* The identity of the rider will be verified by his license and photographic ID / L'identité du coureur sera vérifiée par l'intermédiaire de sa licence et d'une pièce d'identité avec photo.

\* There will be a nurse for women tests / Une infirmière est prévue pour les contrôles chez les femmes.

Pawel SKOREK

Jan VAN GESTEL

Doping control officers / Inspecteurs antidopage





25-29 March 2009

Communiqué n°

## GENERAL INFORMATION

- **Warm-up** : During the warm up, standing starts must be done on the home straight, not on the backstraight.
- **The time will change early Sunday morning (daylight savings time)**. Please remember that the time will move 1 hour forward.

- & - & - & -

## INFORMATIONS GENERALES

- **Echauffement** : Pendant l'échauffement, les départs arrêtés doivent se faire côté ligne d'arrivée et non côté ligne opposée.
- **Horaire d'été** : l'heure changera dans la nuit de samedi à dimanche. Par conséquent, rappelez-vous qu'il faudra avancer d'une heure. .





**DECISION OF COMMISSAIRE'S PANEL / DECISIONS DU COLLEGE DES COMMISSAIRES**

- **Discipline / Discipline :** Sprint / Vitesse
- **Category / Catégorie :** Women / Femmes
- **Round / Série :** Qualifying / Qualifications
- **Name / Nom :** (dossard 18) - **MEARES Anna** - AUS 1983.09.21
- **Team / Equipe :** Australia / Australie
- **Decision / Decision :** Fine of 500 CHF / Amende de 500 francs suisses
- **Motif / Motive :** Rider not taking the start.

(UCI-Rules, article 9.2.008)

- & - & - & -

**REMARK / REMARQUE**

**Sprint / Vitesse - Women / Femmes - Qualifying / Qualifications :**

(number / dossard : 280) GRANKOVSKAYA Svetlana (RUS 1976.02.22) : participation in the sprint event has been excused by the U.C.I Doctor, Mario Zorzoli // absence au départ excusée par le médecin officiel de l'U.C.I., Mario Zorzoli.

- **Echauffement :** Pendant l'échauffement, les départs arrêtés doivent se faire côté ligne d'arrivée et non côté ligne opposée.
- **Horaire d'été :** l'heure changera dans la nuit de samedi à dimanche. Par conséquent, rappelez-vous qu'il faudra avancer d'une heure. .



**Men's Sprint / Vitesse hommes****Qualifying / Qualifications****Start List / Liste de départ**

Sat 28 Mar 2009 - Race distance: 200m flying start (3.5 laps)

<b>World Record</b>	9.772	BOS Theo	NED	Moscow (RUS)	16 DEC 2006
---------------------	-------	----------	-----	--------------	-------------

Order	Race Number	Name	Country Code	Time
1	51	ZHANG Miao	CHN	_____
2	195	NARITA Kazuya	JPN	_____
3	216	TISIN Mohd Rizal	MAS	_____
4	65	NARVAEZ ROMERO Leonardo Alfredo	COL	_____
5	103	MORENO CANO Alfredo	ESP	_____
6	222	SCHMIDT Yondi	NED	_____
7	273	RUBAN Sergey	RUS	_____
8	105	PERALTA GASCON Juan	ESP	_____
9	233	DAWKINS Edward	NZL	_____
10	274	SAVITSKIY Valentin	RUS	_____
11	22	SELZER Clemens	AUT	_____
12	66	SANCHEZ CASTILLO Hernan	COL	_____
13	100	ESTEBAN HERRAIZ Itmar	ESP	_____
14	239	VAN VELTHOOVEN Simon	NZL	_____
15	78	BABEK Tomas	CZE	_____
16	81	DITZEL Filip	CZE	_____
17	170	VOLIKAKIS Christos	GRE	_____
18	134	EDGAR Ross	GBR	_____
19	153	FORSTEMANN Robert	GER	_____
20	6	ELLIS Daniel	AUS	_____
21	264	DMITRIEV Denis	RUS	_____
22	251	KWIATKOWSKI Lukasz	POL	_____
23	64	MARIN CERMENO Jonathan	COL	_____
24	297	SELLIER Christopher	TRI	_____
25	86	PTACNIK Adam	CZE	_____
26	42	SMITH Travis	CAN	_____
27	212	AWANG Azizulhasni	MAS	_____
28	198	WATANABE Kazunari	JPN	_____
29	46	LI Wen Hao	CHN	_____
30	12	SUNDERLAND Scott	AUS	_____
31	220	MULDER Teun	NED	_____
32	215	NG ONN LAM Josiah	MAS	_____
33	132	CRAMPTON Matthew	GBR	_____
34	10	NIBLETT Jason	AUS	_____
35	158	NIMKE Stefan	GER	_____

25-29 March 2009

Communiqué no. 75

**Men's Sprint / Vitesse hommes**

**Qualifying / Qualifications**

**Start List / Liste de départ**

Sat 28 Mar 2009 - Race distance: 200m flying start (3.5 laps)

<b>World Record</b>	9.772	BOS Theo	NED	Moscow (RUS)	16 DEC 2006
---------------------	-------	----------	-----	--------------	-------------

Order	Race Number	Name	Country Code	Time
36	50	ZHANG Lei	CHN	_____
37	115	D'ALMEIDA Michaël	FRA	_____
38	11	PERKINS Shane	AUS	_____
39	157	LEVY Maximilian	GER	_____
40	113	BAUGE Grégory	FRA	_____
41	307	VYNOKUROV Andrii	UKR	_____
42	136	KENNY Jason	GBR	_____
43	114	BOURGAIN Mickaël	FRA	_____
44	124	SIREAU Kévin	FRA	_____

**Qualification rule:**

Fastest 24 riders continue to 1/16 finals (on 28 Mar)

Communiqué approved by the President of the Commissaires Panel:

.....

**Men's Sprint / Vitesse hommes****Qualifying / Qualifications****Results / Résultats**

Sat 28 Mar 2009 - Race distance: 200m flying start (3.5 laps)

<b>World Record</b>	9.772 BOS Theo	NED	Moscow (RUS)	16 DEC 2006
---------------------	----------------	-----	--------------	-------------

Rank	Race Number	Name	Country Code	100m	Time 100-200	Speed Km/h
1	113	BAUGE Grégory	FRA	4.894 (1)	<b>9.930</b> 5.036 (2)	72.507
2	136	KENNY Jason	GBR	4.989 (4)	<b>10.002</b> 5.013 (1)	71.985
3	124	SIREAU Kévin	FRA	4.952 (2)	<b>10.010</b> 5.058 (3)	71.928
4	114	BOURGAIN Mickaël	FRA	4.963 (3)	<b>10.040</b> 5.077 (4)	71.713
5	11	PERKINS Shane	AUS	4.994 (5)	<b>10.074</b> 5.080 (5)	71.471
6	132	CRAMPTON Matthew	GBR	4.998 (6)	<b>10.105</b> 5.107 (7)	71.251
7	50	ZHANG Lei	CHN	5.011 (7)	<b>10.116</b> 5.105 (6)	71.174
8	157	LEVY Maximilian	GER	5.040 (8)	<b>10.175</b> 5.135 (9)	70.761
9	115	D'ALMEIDA Michaël	FRA	5.042 (9)	<b>10.184</b> 5.142 (11)	70.699
10	158	NIMKE Stefan	GER	5.056 (12)	<b>10.198</b> 5.142 (11)	70.602
11	134	EDGAR Ross	GBR	5.052 (10)	<b>10.202</b> 5.150 (13)	70.574
12	212	AWANG Azizulhasni	MAS	5.099 (15)	<b>10.210</b> 5.111 (8)	70.519
13	216	TISIN Mohd Rizal	MAS	5.094 (13)	<b>10.232</b> 5.138 (10)	70.367
14	153	FORSTEMANN Robert	GER	5.054 (11)	<b>10.270</b> 5.216 (17)	70.107
14	251	KWIATKOWSKI Lukasz	POL	5.097 (14)	<b>10.270</b> 5.173 (14)	70.107
16	220	MULDER Teun	NED	5.100 (16)	<b>10.294</b> 5.194 (15)	69.943
17	12	SUNDERLAND Scott	AUS	5.102 (17)	<b>10.314</b> 5.212 (16)	69.808
18	307	VYNOKUROV Andrii	UKR	5.135 (18)	<b>10.407</b> 5.272 (18)	69.184
19	215	NG ONN LAM Josiah	MAS	5.164 (22)	<b>10.439</b> 5.275 (19)	68.972
20	274	SAVITSKIY Valentin	RUS	5.158 (19)	<b>10.453</b> 5.295 (22)	68.879
21	170	VOLIKAKIS Christos	GRE	5.179 (24)	<b>10.464</b> 5.285 (21)	68.807
22	198	WATANABE Kazunari	JPN	5.162 (21)	<b>10.488</b> 5.326 (23)	68.649
23	6	ELLIS Daniel	AUS	5.159 (20)	<b>10.489</b> 5.330 (24)	68.643
24	51	ZHANG Miao	CHN	5.213 (28)	<b>10.496</b> 5.283 (20)	68.597
25	264	DMITRIEV Denis	RUS	5.171 (23)	<b>10.513</b> 5.342 (25)	68.486

25-29 March 2009

Communiqué no. 80

**Men's Sprint / Vitesse hommes**

**Qualifying / Qualifications**

**Results / Résultats**

Sat 28 Mar 2009 - Race distance: 200m flying start (3.5 laps)

<b>World Record</b>	9.772 BOS Theo	NED	Moscow (RUS)	16 DEC 2006
---------------------	----------------	-----	--------------	-------------

Rank	Race Number	Name	Country Code	100m	Time 100-200	Speed Km/h
26	10	NIBLETT Jason	AUS	5.190 (25)	<b>10.534</b> 5.344 (26)	68.350
27	86	PTACNIK Adam	CZE	5.210 (27)	<b>10.565</b> 5.355 (28)	68.149
28	273	RUBAN Sergey	RUS	5.238 (30)	<b>10.584</b> 5.346 (27)	68.027
29	297	SELLIER Christopher	TRI	5.234 (29)	<b>10.601</b> 5.367 (30)	67.918
30	42	SMITH Travis	CAN	5.197 (26)	<b>10.603</b> 5.406 (34)	67.905
31	65	NARVAEZ ROMERO Leonardo Alfredo	COL	5.251 (32)	<b>10.608</b> 5.357 (29)	67.873
32	46	LI Wen Hao	CHN	5.254 (33)	<b>10.644</b> 5.390 (33)	67.643
33	233	DAWKINS Edward	NZL	5.282 (35)	<b>10.654</b> 5.372 (32)	67.580
34	78	BABEK Tomas	CZE	5.248 (31)	<b>10.658</b> 5.410 (35)	67.554
35	239	VAN VELTHOOVEN Simon	NZL	5.296 (38)	<b>10.666</b> 5.370 (31)	67.504
36	81	DITZEL Filip	CZE	5.287 (36)	<b>10.709</b> 5.422 (36)	67.233
37	103	MORENO CANO Alfredo	ESP	5.270 (34)	<b>10.728</b> 5.458 (38)	67.114
38	22	SELZER Clemens	AUT	5.300 (39)	<b>10.747</b> 5.447 (37)	66.995
39	66	SANCHEZ CASTILLO Hernan	COL	5.290 (37)	<b>10.805</b> 5.515 (41)	66.635
40	64	MARIN CERMENO Jonathan	COL	5.330 (41)	<b>10.826</b> 5.496 (39)	66.506
41	195	NARITA Kazuya	JPN	5.307 (40)	<b>10.829</b> 5.522 (43)	66.488
42	105	PERALTA GASCON Juan	ESP	5.336 (42)	<b>10.837</b> 5.501 (40)	66.439
43	222	SCHMIDT Yondi	NED	5.353 (43)	<b>10.869</b> 5.516 (42)	66.243
44	100	ESTEBAN HERRAIZ Itmar	ESP	5.457 (44)	<b>11.141</b> 5.684 (44)	64.626

**Qualification rule:**

Fastest 24 riders continue to 1/16 finals (on 28 Mar)

Communiqué approved by the President of the Commissaires Panel:

.....

**Men's Sprint / Vitesse hommes**

**1/16 Finals / 1/16 de finales**

**Start List / Liste de départ**

Sat 28 Mar 2009 - Race distance: 3 laps

Heat	Race Number	Name	Country Code	200m Time
1	51	ZHANG Miao	CHN	
	113	BAUGE Grégory	FRA	
2	6	ELLIS Daniel	AUS	
	136	KENNY Jason	GBR	
3	124	SIREAU Kévin	FRA	
	198	WATANABE Kazunari	JPN	
4	114	BOURGAIN Mickaël	FRA	
	170	VOLIKAKIS Christos	GRE	
5	11	PERKINS Shane	AUS	
	274	SAVITSKIY Valentin	RUS	
6	132	CRAMPTON Matthew	GBR	
	215	NG ONN LAM Josiah	MAS	
7	50	ZHANG Lei	CHN	
	307	VYNOKUROV Andrii	UKR	
8	12	SUNDERLAND Scott	AUS	
	157	LEVY Maximilian	GER	
9	115	D'ALMEIDA Michaël	FRA	
	220	MULDER Teun	NED	
10	153	FORSTEMANN Robert	GER	
	158	NIMKE Stefan	GER	
11	134	EDGAR Ross	GBR	
	251	KWIATKOWSKI Lukasz	POL	
12	212	AWANG Azizulhasni	MAS	
	216	TISIN Mohd Rizal	MAS	

**Qualification rule:**

Winner of each heat qualify to 1/8 finals (on 28 Mar).

Communiqué approved by the President of the Commissaires Panel:

.....



**2009 UCI TRACK CYCLING  
WORLD CHAMPIONSHIPS**

**PRUSZKÓW  
POLAND**

25-29 March 2009

Communiqué no. 84

**Men's Sprint / Vitesse hommes**

**1/16 Finals / 1/16 de finales**

**Results / Résultats**

Sat 28 Mar 2009 - Race distance: 3 laps

Heat	Rank	Race Number	Name	Country Code	200m Time	Speed Km/h
1	1	113	<b>BAUGE Grégory</b>	<b>FRA</b>	<b>10.959</b>	65.699
	2	51	ZHANG Miao	CHN		
2	1	136	<b>KENNY Jason</b>	<b>GBR</b>	<b>11.095</b>	64.894
	2	6	ELLIS Daniel	AUS		
3	1	124	<b>SIREAU Kévin</b>	<b>FRA</b>	<b>10.945</b>	65.783
	2	198	WATANABE Kazunari	JPN		
4	1	114	<b>BOURGAIN Mickaël</b>	<b>FRA</b>	<b>10.500</b>	68.571
	2	170	VOLIKAKIS Christos	GRE		
5	1	11	<b>PERKINS Shane</b>	<b>AUS</b>	<b>10.943</b>	65.795
	2	274	SAVITSKIY Valentin	RUS		
6	1	132	<b>CRAMPTON Matthew</b>	<b>GBR</b>	<b>10.615</b>	67.828
	2	215	NG ONN LAM Josiah	MAS		
7	1	50	<b>ZHANG Lei</b>	<b>CHN</b>	<b>10.536</b>	68.337
	2	307	VYNOKUROV Andrii	UKR		
8	1	157	<b>LEVY Maximilian</b>	<b>GER</b>	<b>11.138</b>	64.643
	2	12	SUNDERLAND Scott	AUS		
9	1	115	<b>D'ALMEIDA Michaël</b>	<b>FRA</b>	<b>10.744</b>	67.014
	2	220	MULDER Teun	NED		
10	1	158	<b>NIMKE Stefan</b>	<b>GER</b>	<b>10.737</b>	67.057
	2	153	FORSTEMANN Robert	GER		
11	1	134	<b>EDGAR Ross</b>	<b>GBR</b>	<b>10.671</b>	67.472
	2	251	KWIATKOWSKI Lukasz	POL		
12	1	212	<b>AWANG Azizulhasni</b>	<b>MAS</b>	<b>11.167</b>	64.475
	2	216	TISIN Mohd Rizal	MAS		

**Qualification rule:**

Winner of each heat qualify to 1/8 finals (on 28 Mar).

Communiqué approved by the President of the Commissaires Panel:

.....



**Men's Sprint / Vitesse hommes**

**1/8 Finals / 1/8 de finales**

**Start List / Liste de départ**

Sat 28 Mar 2009 - Race distance: 3 laps

Heat	Race Number	Name	Country Code	200m Time
1	113	BAUGE Grégory	FRA	_____
	212	AWANG Azizulhasni	MAS	_____
2	134	EDGAR Ross	GBR	_____
	136	KENNY Jason	GBR	_____
3	124	SIREAU Kévin	FRA	_____
	158	NIMKE Stefan	GER	_____
4	114	BOURGAIN Mickaël	FRA	_____
	115	D'ALMEIDA Michaël	FRA	_____
5	11	PERKINS Shane	AUS	_____
	157	LEVY Maximilian	GER	_____
6	50	ZHANG Lei	CHN	_____
	132	CRAMPTON Matthew	GBR	_____

**Qualification rule:**

Winner of each heat qualify to 1/4 finals (on 28 Mar). Losers go to 1/8 finals repechage (on 28 Mar)

Communiqué approved by the President of the Commissaires Panel:

.....



**Men's Sprint / Vitesse hommes**

**1/8 Finals / 1/8 de finales**

**Results / Résultats**

Sat 28 Mar 2009 - Race distance: 3 laps

Heat	Rank	Race Number	Name	Country Code	200m Time	Speed Km/h
1	1	212	<b>AWANG Azizulhasni</b>	<b>MAS</b>	<b>10.535</b>	68.343
	2	113	BAUGE Grégory	FRA		
2	1	136	<b>KENNY Jason</b>	<b>GBR</b>	<b>10.406</b>	69.190
	2	134	EDGAR Ross	GBR		
3	1	124	<b>SIREAU Kévin</b>	<b>FRA</b>	<b>10.622</b>	67.783
	2	158	NIMKE Stefan	GER		
4	1	114	<b>BOURGAIN Mickaël</b>	<b>FRA</b>	<b>10.787</b>	66.747
	2	115	D'ALMEIDA Michaël	FRA		
5	1	11	<b>PERKINS Shane</b>	<b>AUS</b>	<b>10.732</b>	67.089
	2	157	LEVY Maximilian	GER		
6	1	132	<b>CRAMPTON Matthew</b>	<b>GBR</b>	<b>10.726</b>	67.126
	2	50	ZHANG Lei	CHN		

**Qualification rule:**

Winner of each heat qualify to 1/4 finals (on 28 Mar). Losers go to 1/8 finals repechage (on 28 Mar)

Communiqué approved by the President of the Commissaires Panel:

.....

**Men's Sprint / Vitesse hommes**  
**1/8 Finals Repechage / Repêchages 1/8 de finales**  
**Start List / Liste de départ**

Sat 28 Mar 2009 - Race distance: 3 laps

Heat	Race Number	Name	Country Code	200m Time
1	50	ZHANG Lei	CHN	_____
	113	BAUGE Grégory	FRA	_____
	115	D'ALMEIDA Michaël	FRA	_____
2	134	EDGAR Ross	GBR	_____
	157	LEVY Maximilian	GER	_____
	158	NIMKE Stefan	GER	_____

**Qualification rule:**

Winner of each heat qualify to 1/4 finals (on 28 Mar).

Communiqué approved by the President of the Commissaires Panel:

.....

**Men's Sprint / Vitesse hommes**  
**1/8 Finals Repechage / Repêchages 1/8 de finales**  
**Results / Résultats**

Sat 28 Mar 2009 - Race distance: 3 laps

Heat	Rank	Race Number	Name	Country Code	200m Time	Speed Km/h
1	1	113	<b>BAUGE Grégory</b>	<b>FRA</b>	<b>10.371</b>	69.424
	2	115	D'ALMEIDA Michaël	FRA		
	3	50	ZHANG Lei	CHN		
2	1	134	<b>EDGAR Ross</b>	<b>GBR</b>	<b>10.839</b>	66.426
	2	158	NIMKE Stefan	GER		
	3	157	LEVY Maximilian	GER		

**Qualification rule:**

Winner of each heat qualify to 1/4 finals (on 28 Mar).

Communiqué approved by the President of the Commissaires Panel:

.....

**Men's Sprint / Vitesse hommes**  
**Quarterfinals / Quart de finales**  
**Start List / Liste de départ**  
 Sat 28 Mar 2009 - Race distance: 3 laps

Heat	Race Number	Name	Country Code	1st Race	2nd Race	Decider
1	134	EDGAR Ross	GBR	_____	_____	_____
	212	AWANG Azizulhasni	MAS	_____	_____	_____
2	113	BAUGE Grégory	FRA	_____	_____	_____
	136	KENNY Jason	GBR	_____	_____	_____
3	124	SIREAU Kévin	FRA	_____	_____	_____
	132	CRAMPTON Matthew	GBR	_____	_____	_____
4	11	PERKINS Shane	AUS	_____	_____	_____
	114	BOURGAIN Mickaël	FRA	_____	_____	_____

**Qualification rule:**

Winner of each heat qualify to semifinals (on 29 Mar). Losers go to race for 5th-8th place (on 28 Mar)

Communiqué approved by the President of the Commissaires Panel:

.....

**Men's Sprint / Vitesse hommes**

**Quarterfinals / Quart de finales**

**Results / Résultats**

Sat 28 Mar 2009 - Race distance: 3 laps

Heat	Rank	Race Number	Name	Country Code	1st Race	2nd Race	Decider
1	1	212	<b>AWANG Azizulhasni</b>	<b>MAS</b>	10.406		10.871
	2	134	EDGAR Ross	GBR		10.995	
2	1	113	<b>BAUGE Grégory</b>	<b>FRA</b>	10.353	10.664	
	2	136	KENNY Jason	GBR			
3	1	124	<b>SIREAU Kévin</b>	<b>FRA</b>	10.487	10.506	
	2	132	CRAMPTON Matthew	GBR			
4	1	11	<b>PERKINS Shane</b>	<b>AUS</b>	10.513	10.487	
	2	114	BOURGAIN Mickaël	FRA			

**Qualification rule:**

Winner of each heat qualify to semifinals (on 29 Mar). Losers go to race for 5th-8th place (on 28 Mar)

**Nr 132 CRAMPTON Matthew**

Warning for not holding his/her line during the final sprint  
Avertissement pour avoir quitté sa ligne pendant le sprint final

Communiqué approved by the President of the Commissaires Panel:

.....

**Men's Sprint / Vitesse hommes**  
**Race for 5th-8th Places / Classement places 5-8**

**Start List / Liste de départ**

Sat 28 Mar 2009 - Race distance: 3 laps

Race Number	Name	Country Code	200m Time
114	BOURGAIN Mickaël	FRA	_____
132	CRAMPTON Matthew	GBR	
134	EDGAR Ross	GBR	
136	KENNY Jason	GBR	

Communiqué approved by the President of the Commissaires Panel:

.....

**Men's Sprint / Vitesse hommes**  
**Race for 5th-8th Places / Classement places 5-8**  
**Results / Résultats**

Sat 28 Mar 2009 - Race distance: 3 laps

Rank	Race Number	Name	Country Code	200m Time	Speed Km/h
5	136	KENNY Jason	GBR	11.013	65.377
6	132	CRAMPTON Matthew	GBR		
7	114	BOURGAIN Mickaël	FRA		
8	134	EDGAR Ross	GBR		

Communiqué approved by the President of the Commissaires Panel:

.....

**Men's Sprint / Vitesse hommes**  
**Semifinals / Demi-finales**  
**Start List / Liste de départ**  
 Sun 29 Mar 2009 - Race distance: 3 laps

Heat	Race Number	Name	Country Code	1st Race	2nd Race	Decider
1	11	PERKINS Shane	AUS	_____	_____	_____
	212	AWANG Azizulhasni	MAS	_____	_____	_____
2	113	BAUGE Grégory	FRA	_____	_____	_____
	124	SIREAU Kévin	FRA	_____	_____	_____

**Qualification rule:**

Winners race for first and second place (on 29 Mar). Losers race for third and fourth place (on 29 Mar)

Communiqué approved by the President of the Commissaires Panel:

.....



**Men's Sprint / Vitesse hommes**

**Semifinals / Demi-finales**

**Results / Résultats**

Sun 29 Mar 2009 - Race distance: 3 laps

Heat	Rank	Race Number	Name	Country Code	1st Race	2nd Race	Decider
1	1	212	<b>AWANG Azizulhasni</b>	<b>MAS</b>	10.480	10.680	
	2	11	PERKINS Shane	AUS			
2	1	113	<b>BAUGE Grégory</b>	<b>FRA</b>	10.348	10.635	
	2	124	SIREAU Kévin	FRA			

**Qualification rule:**

Winners race for first and second place (on 29 Mar). Losers race for third and fourth place (on 29 Mar)

Communiqué approved by the President of the Commissaires Panel:

.....

**Men's Sprint / Vitesse hommes**

**Finals / Finales**

**Start List / Liste de départ**

Sun 29 Mar 2009 - Race distance: 3 laps

Heat	Race Number	Name	Country Code	1st Race	2nd Race	Decider
FOR	11	PERKINS Shane	AUS	_____	_____	_____
BRONZE	124	SIREAU Kévin	FRA	_____	_____	_____
FOR	113	BAUGE Grégory	FRA	_____	_____	_____
GOLD	212	AWANG Azizulhasni	MAS	_____	_____	_____

Communiqué approved by the President of the Commissaires Panel:

.....

**Men's Sprint / Vitesse hommes**

**Results and Final Classification / Résultats et classement final**

Sun 29 Mar 2009 - Race distance: 3 laps

	Rank	Race Number	Name	Country Code	1st Race	2nd Race	Decider
GOLD	1	113	BAUGE Grégory	FRA	10.406		10.281
SILVER	2	212	AWANG Azizulhasni	MAS		10.499	
BRONZE	3	124	SIREAU Kévin	FRA	10.443	10.316	
	4	11	PERKINS Shane	AUS			
	5	136	KENNY Jason	GBR			
	6	132	CRAMPTON Matthew	GBR			
	7	114	BOURGAIN Mickaël	FRA			
	8	134	EDGAR Ross	GBR			
	9	50	ZHANG Lei	CHN			
	10	157	LEVY Maximilian	GER			
	11	115	D'ALMEIDA Michaël	FRA			
	12	158	NIMKE Stefan	GER			
	13	216	TISIN Mohd Rizal	MAS			
	14	251	KWIATKOWSKI Lukasz	POL			
	15	153	FORSTEMANN Robert	GER			
	16	220	MULDER Teun	NED			
	17	12	SUNDERLAND Scott	AUS			
	18	307	VYNOKUROV Andrii	UKR			
	19	215	NG ONN LAM Josiah	MAS			
	20	274	SAVITSKIY Valentin	RUS			
	21	170	VOLIKAKIS Christos	GRE			
	22	198	WATANABE Kazunari	JPN			
	23	6	ELLIS Daniel	AUS			
	24	51	ZHANG Miao	CHN			
	25	264	DMITRIEV Denis	RUS			
	26	10	NIBLETT Jason	AUS			
	27	86	PTACNIK Adam	CZE			
	28	273	RUBAN Sergey	RUS			
	29	297	SELLIER Christopher	TRI			
	30	42	SMITH Travis	CAN			
	31	65	NARVAEZ ROMERO Leonardo Alfredo	COL			
	32	46	LI Wen Hao	CHN			
	33	233	DAWKINS Edward	NZL			
	34	78	BABEK Tomas	CZE			
	35	239	VAN VELTHOOVEN Simon	NZL			
	36	81	DITZEL Filip	CZE			
	37	103	MORENO CANO Alfredo	ESP			
	38	22	SELZER Clemens	AUT			
	39	66	SANCHEZ CASTILLO Hernan	COL			
	40	64	MARIN CERMENO Jonathan	COL			
	41	195	NARITA Kazuya	JPN			
	42	105	PERALTA GASCON Juan	ESP			
	43	222	SCHMIDT Yondi	NED			
	44	100	ESTEBAN HERRAIZ Itmar	ESP			

**Men's Sprint / Vitesse hommes**

**Results and Final Classification / Résultats et classement final**

Sun 29 Mar 2009 - Race distance: 3 laps

Rank	Race Number	Name	Country Code	1st Race	2nd Race	Decider
------	----------------	------	-----------------	-------------	-------------	---------

Communiqué approved by the President of the Commissaires Panel:

.....



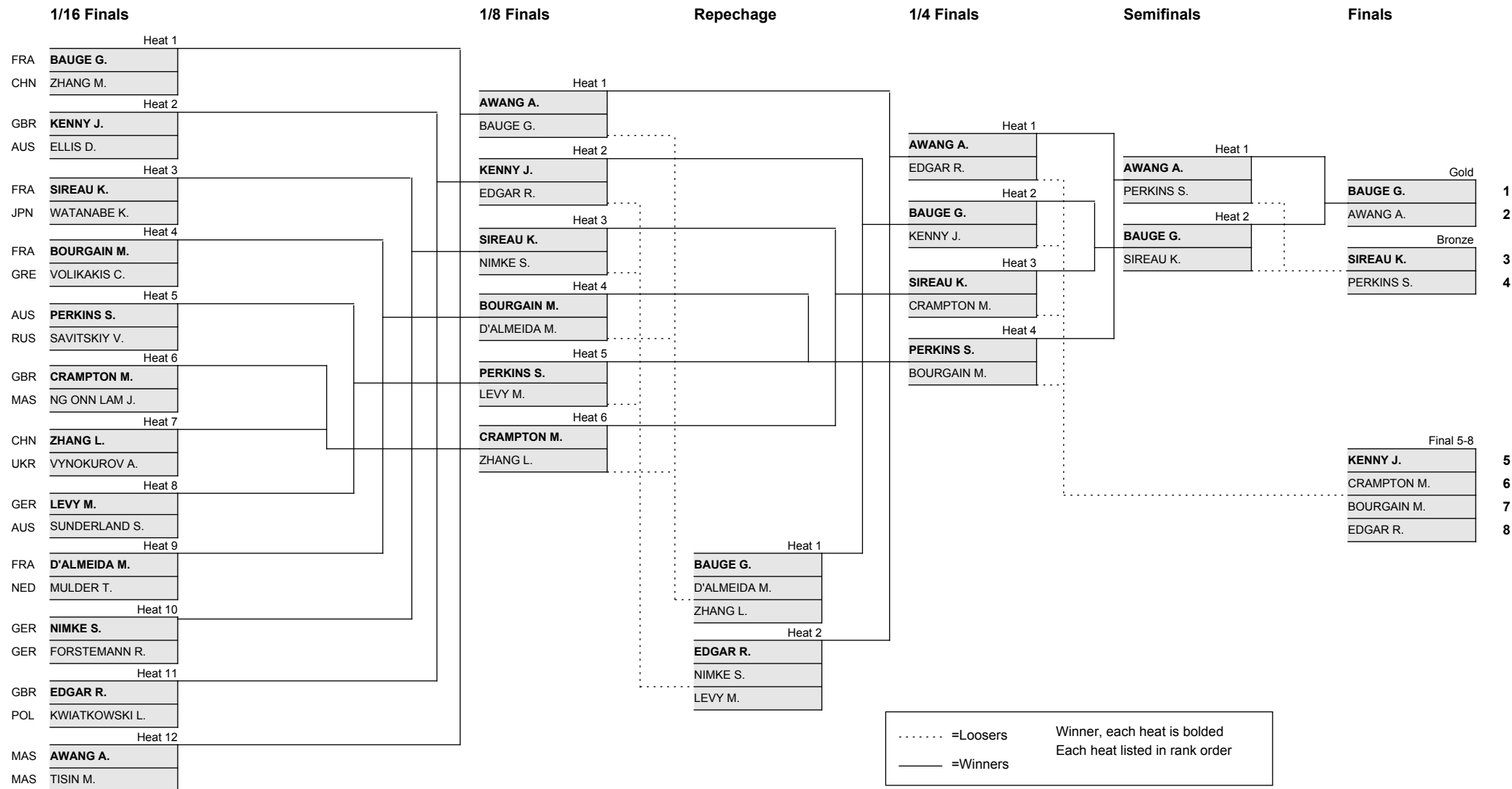
2009 UCI TRACK CYCLING  
WORLD CHAMPIONSHIPS

PRUSZKÓW  
POLAND

25-29 March 2009

Men's Sprint / Vitesse hommes  
Sprint Summary / Résumé vitesse

Communiqué no. 130 B



Communiqué approved by the President of the Commissaires Panel:



**Men's 1Km Time Trial / 1Km Contre la montre hommes**

**Final / Finale**

**Start List / Liste de départ**

Fri 27 Mar 2009

<b>World Record</b>	58.875	TOURNANT Arnaud	FRA	LA PAZ (BOL)	10 OCT 2001
---------------------	--------	-----------------	-----	--------------	-------------

Order	Race Number	Name	Country Code	Time
1	277	ZHURKIN Nikolay	RUS	_____
2	306	TSYUPYK Yuriy	UKR	_____
3	22	SELZER Clemens	AUT	_____
4	296	KELLAR Azikiwe	TRI	_____
5	196	NITTA Yudai	JPN	_____
6	105	PERALTA GASCON Juan	ESP	_____
7	256	TEKLINSKI Adrian	POL	_____
8	81	DITZEL Filip	CZE	_____
9	222	SCHMIDT Yondi	NED	_____
10	262	CHAID Gadi	RSA	_____
11	78	BABEK Tomas	CZE	_____
12	161	SEIDENBECHER Michael	GER	_____
13	51	ZHANG Miao	CHN	_____
14	95	ALONSO CASTILLO David	ESP	_____
15	158	NIMKE Stefan	GER	_____
16	315	PHINNEY Taylor	USA	_____
17	121	LAFARGUE Quentin	FRA	_____
18	133	DANIELL David	GBR	_____
19	249	KUCZYNSKI Kamil	POL	_____
20	233	DAWKINS Edward	NZL	_____
21	225	VELDT Tim	NED	_____
22	12	SUNDERLAND Scott	AUS	_____
23	46	LI Wen Hao	CHN	_____
24	298	BOLIBRUKH Yevhen	UKR	_____
25	216	TISIN Mohd Rizal	MAS	_____
26	123	PERVIS François	FRA	_____
27	115	D'ALMEIDA Michaël	FRA	_____
28	220	MULDER Teun	NED	_____

Communiqué approved by the President of the Commissaires Panel:

.....

25-29 March 2009

**Men's 1Km Time Trial / 1Km Contre la montre hommes**

**Final / Finale**

**Analysis / Analyse**

Fri 27 Mar 2009

**No 277 - ZHURKIN Nikolay (RUS)**

Distance	Time	Rank	Lap Time
125m	12.187	25	
250m	19.721	26	19.721
375m	26.903	26	
500m	34.052	24	14.331
625m	41.408	25	
750m	48.982	25	14.930
875m	56.691	24	
1000m	1:04.494	24	15.512

**No 306 - TSYUPYK Yuriy (UKR)**

Distance	Time	Rank	Lap Time
125m	12.138	24	
250m	19.581	24	19.581
375m	26.785	25	
500m	34.111	27	14.530
625m	41.707	27	
750m	49.550	27	15.439
875m	57.694	27	
1000m	1:06.206	27	16.656

**No 22 - SELZER Clemens (AUT)**

Distance	Time	Rank	Lap Time
125m	11.573	9	
250m	18.697	11	18.697
375m	25.730	13	
500m	32.967	16	14.270
625m	40.390	22	
750m	48.028	22	15.061
875m	55.912	21	
1000m	1:04.077	20	16.049

**No 296 - KELLAR Azikiwe (TRI)**

Distance	Time	Rank	Lap Time
125m	12.433	27	
250m	19.920	28	19.920
375m	27.273	28	
500m	34.794	28	14.874
625m	42.642	28	
750m	50.919	28	16.125
875m	59.714	28	
1000m	1:08.981	28	18.062

**No 196 - NITTA Yudai (JPN)**

Distance	Time	Rank	Lap Time
125m	11.437	6	
250m	18.620	7	18.620
375m	25.737	14	
500m	32.960	15	14.340
625m	40.387	21	
750m	48.002	21	15.042
875m	55.739	18	
1000m	1:03.655	18	15.653

**No 105 - PERALTA GASCON Juan (ESP)**

Distance	Time	Rank	Lap Time
125m	12.083	23	
250m	19.485	23	19.485
375m	26.710	24	
500m	34.072	26	14.587
625m	41.650	26	
750m	49.478	26	15.406
875m	57.519	26	
1000m	1:05.823	26	16.345

**No 256 - TEKLINSKI Adrian (POL)**

Distance	Time	Rank	Lap Time
125m	11.593	11	
250m	18.865	14	18.865
375m	25.905	16	
500m	32.988	18	14.123
625m	40.299	19	
750m	47.878	18	14.890
875m	55.745	19	
1000m	1:03.887	19	16.009

**No 81 - DITZEL Filip (CZE)**

Distance	Time	Rank	Lap Time
125m	12.006	21	
250m	19.252	22	19.252
375m	26.147	21	
500m	33.127	21	13.875
625m	40.362	20	
750m	47.977	20	14.850
875m	55.988	22	
1000m	1:04.319	22	16.342

25-29 March 2009

**Men's 1Km Time Trial / 1Km Contre la montre hommes**

**Final / Finale**

**Analysis / Analyse**

Fri 27 Mar 2009

**No 222 - SCHMIDT Yondi (NED)**

Distance	Time	Rank	Lap Time
125m	11.311	2	
250m	18.442	5	18.442
375m	25.373	7	
500m	32.396	8	13.954
625m	39.688	9	
750m	47.238	12	14.842
875m	55.159	15	
1000m	1:03.480	17	16.242

**No 262 - CHAID Gadi (RSA)**

Distance	Time	Rank	Lap Time
125m	12.501	28	
250m	19.901	27	19.901
375m	26.970	27	
500m	34.064	25	14.163
625m	41.297	24	
750m	48.841	24	14.777
875m	56.724	25	
1000m	1:04.942	25	16.101

**No 78 - BABEK Tomas (CZE)**

Distance	Time	Rank	Lap Time
125m	12.064	22	
250m	19.245	21	19.245
375m	26.120	20	
500m	33.074	20	13.829
625m	40.297	18	
750m	47.886	19	14.812
875m	55.888	20	
1000m	1:04.281	21	16.395

**No 161 - SEIDENBECHER Michael (GER)**

Distance	Time	Rank	Lap Time
125m	11.504	8	
250m	18.660	10	18.660
375m	25.615	10	
500m	32.632	12	13.972
625m	39.892	12	
750m	47.433	16	14.801
875m	55.306	16	
1000m	1:03.479	16	16.046

**No 51 - ZHANG Miao (CHN)**

Distance	Time	Rank	Lap Time
125m	11.575	10	
250m	18.649	9	18.649
375m	25.535	9	
500m	32.588	11	13.939
625m	39.906	13	
750m	47.499	17	14.911
875m	55.362	17	
1000m	1:03.427	15	15.928

**No 95 - ALONSO CASTILLO David (ESP)**

Distance	Time	Rank	Lap Time
125m	11.884	20	
250m	19.220	20	19.220
375m	26.312	22	
500m	33.422	23	14.202
625m	40.738	23	
750m	48.308	23	14.886
875m	56.193	23	
1000m	1:04.398	23	16.090

**No 158 - NIMKE Stefan (GER)**

Distance	Time	Rank	Lap Time
125m	11.824	18	
250m	18.744	12	18.744
375m	25.388	8	
500m	32.068	6	13.324
625m	38.863	2	
750m	45.852	1	13.784
875m	53.105	1	
1000m	1:00.666	1	14.814

**No 315 - PHINNEY Taylor (USA)**

Distance	Time	Rank	Lap Time
125m	12.227	26	
250m	19.611	25	19.611
375m	26.547	23	
500m	33.361	22	13.750
625m	40.179	17	
750m	47.124	10	13.763
875m	54.272	8	
1000m	1:01.611	2	14.487



25-29 March 2009

**Men's 1Km Time Trial / 1Km Contre la montre hommes**

**Final / Finale**

**Analysis / Analyse**

Fri 27 Mar 2009

**No 121 - LAFARGUE Quentin (FRA)**

Distance	Time	Rank	Lap Time
125m	11.800	15	
250m	19.064	17	19.064
375m	26.024	18	
500m	32.968	17	13.904
625m	40.029	15	
750m	47.310	14	14.342
875m	54.846	12	
1000m	1:02.669	9	15.359

**No 133 - DANIELL David (GBR)**

Distance	Time	Rank	Lap Time
125m	11.414	5	
250m	18.292	2	18.292
375m	24.906	1	
500m	31.631	1	13.339
625m	38.656	1	
750m	46.092	2	14.461
875m	54.004	3	
1000m	1:02.316	7	16.224

**No 249 - KUCZYNSKI Kamil (POL)**

Distance	Time	Rank	Lap Time
125m	11.444	7	
250m	18.453	6	18.453
375m	25.184	5	
500m	31.994	4	13.541
625m	39.071	5	
750m	46.439	5	14.445
875m	54.199	7	
1000m	1:02.356	8	15.917

**No 233 - DAWKINS Edward (NZL)**

Distance	Time	Rank	Lap Time
125m	11.856	19	
250m	19.120	19	19.120
375m	26.003	17	
500m	32.890	14	13.770
625m	39.971	14	
750m	47.270	13	14.380
875m	54.830	10	
1000m	1:02.685	10	15.415

**No 225 - VELDT Tim (NED)**

Distance	Time	Rank	Lap Time
125m	11.808	16	
250m	19.089	18	19.089
375m	26.052	19	
500m	32.995	19	13.906
625m	40.099	16	
750m	47.410	15	14.415
875m	55.009	13	
1000m	1:02.886	12	15.476

**No 12 - SUNDERLAND Scott (AUS)**

Distance	Time	Rank	Lap Time
125m	11.413	4	
250m	18.341	3	18.341
375m	25.100	3	
500m	32.022	5	13.681
625m	39.161	6	
750m	46.535	7	14.513
875m	54.176	6	
1000m	1:02.144	5	15.609

**No 46 - LI Wen Hao (CHN)**

Distance	Time	Rank	Lap Time
125m	11.809	17	
250m	18.897	15	18.897
375m	25.674	12	
500m	32.567	10	13.670
625m	39.727	10	
750m	47.217	11	14.650
875m	55.075	14	
1000m	1:03.287	14	16.070

**No 298 - BOLIBRUKH Yevhen (UKR)**

Distance	Time	Rank	Lap Time
125m	11.680	13	
250m	18.899	16	18.899
375m	25.755	15	
500m	32.656	13	13.757
625m	39.741	11	
750m	47.123	9	14.467
875m	54.830	10	
1000m	1:02.860	11	15.737

25-29 March 2009

**Men's 1Km Time Trial / 1Km Contre la montre hommes**

**Final / Finale**

**Analysis / Analyse**

Fri 27 Mar 2009

No 216 - TISIN Mohd Rizal (MAS)			
Distance	Time	Rank	Lap Time
125m	11.725	14	
250m	18.826	13	18.826
375m	25.617	11	
500m	32.402	9	13.576
625m	39.319	7	
750m	46.477	6	14.075
875m	53.924	2	
1000m	1:01.658	3	15.181

No 123 - PERVIS François (FRA)			
Distance	Time	Rank	Lap Time
125m	11.631	12	
250m	18.620	7	18.620
375m	25.361	6	
500m	32.230	7	13.610
625m	39.373	8	
750m	46.847	8	14.617
875m	54.688	9	
1000m	1:02.976	13	16.129

No 115 - D'ALMEIDA Michaël (FRA)			
Distance	Time	Rank	Lap Time
125m	11.365	3	
250m	18.371	4	18.371
375m	25.119	4	
500m	31.945	3	13.574
625m	38.985	4	
750m	46.328	3	14.383
875m	54.004	3	
1000m	1:02.034	4	15.706

No 220 - MULDER Teun (NED)			
Distance	Time	Rank	Lap Time
125m	11.171	1	
250m	18.231	1	18.231
375m	25.043	2	
500m	31.922	2	13.691
625m	38.979	3	
750m	46.345	4	14.423
875m	54.074	5	
1000m	1:02.209	6	15.864

**Men's 1Km Time Trial / 1Km Contre la montre hommes****Final / Finale****Results / Résultats**

Fri 27 Mar 2009

<b>World Record</b>	58.875	TOURNANT Arnaud	FRA	LA PAZ (BOL)	10 OCT 2001
---------------------	--------	-----------------	-----	--------------	-------------

Rank	Race Number	Name	Country Code	250m	500m 250-500	750m 500-750	Time 750-1000	Speed Km/h
1	158	NIMKE Stefan	GER	18.744 (12)	32.068 (6) 13.324 (1)	45.852 (1) 13.784 (2)	<b>1:00.666</b> 14.814 (2)	59.341
2	315	PHINNEY Taylor	USA	19.611 (25)	33.361 (22) 13.750 (10)	47.124 (10) 13.763 (1)	<b>1:01.611</b> 14.487 (1)	58.431
3	216	TISIN Mohd Rizal	MAS	18.826 (13)	32.402 (9) 13.576 (5)	46.477 (6) 14.075 (3)	<b>1:01.658</b> 15.181 (3)	58.386
4	115	D'ALMEIDA Michaël	FRA	18.371 (4)	31.945 (3) 13.574 (4)	46.328 (3) 14.383 (6)	<b>1:02.034</b> 15.706 (10)	58.032
5	12	SUNDERLAND Scott	AUS	18.341 (3)	32.022 (5) 13.681 (8)	46.535 (7) 14.513 (12)	<b>1:02.144</b> 15.609 (8)	57.929
6	220	MULDER Teun	NED	18.231 (1)	31.922 (2) 13.691 (9)	46.345 (4) 14.423 (8)	<b>1:02.209</b> 15.864 (12)	57.869
7	133	DANIELL David	GBR	18.292 (2)	31.631 (1) 13.339 (2)	46.092 (2) 14.461 (10)	<b>1:02.316</b> 16.224 (22)	57.770
8	249	KUCZYNSKI Kamil	POL	18.453 (6)	31.994 (4) 13.541 (3)	46.439 (5) 14.445 (9)	<b>1:02.356</b> 15.917 (13)	57.733
9	121	LAFARGUE Quentin	FRA	19.064 (17)	32.968 (17) 13.904 (15)	47.310 (14) 14.342 (4)	<b>1:02.669</b> 15.359 (4)	57.444
10	233	DAWKINS Edward	NZL	19.120 (19)	32.890 (14) 13.770 (12)	47.270 (13) 14.380 (5)	<b>1:02.685</b> 15.415 (5)	57.430
11	298	BOLIBRUKH Yevhen	UKR	18.899 (16)	32.656 (13) 13.757 (11)	47.123 (9) 14.467 (11)	<b>1:02.860</b> 15.737 (11)	57.270
12	225	VELDT Tim	NED	19.089 (18)	32.995 (19) 13.906 (16)	47.410 (15) 14.415 (7)	<b>1:02.886</b> 15.476 (6)	57.246
13	123	PERVIS François	FRA	18.620 (7)	32.230 (7) 13.610 (6)	46.847 (8) 14.617 (13)	<b>1:02.976</b> 16.129 (21)	57.164
14	46	LI Wen Hao	CHN	18.897 (15)	32.567 (10) 13.670 (7)	47.217 (11) 14.650 (14)	<b>1:03.287</b> 16.070 (18)	56.883
15	51	ZHANG Miao	CHN	18.649 (9)	32.588 (11) 13.939 (17)	47.499 (17) 14.911 (22)	<b>1:03.427</b> 15.928 (14)	56.758
16	161	SEIDENBECHER Michael	GER	18.660 (10)	32.632 (12) 13.972 (19)	47.433 (16) 14.801 (16)	<b>1:03.479</b> 16.046 (16)	56.711
17	222	SCHMIDT Yondi	NED	18.442 (5)	32.396 (8) 13.954 (18)	47.238 (12) 14.842 (18)	<b>1:03.480</b> 16.242 (23)	56.710
18	196	NITTA Yudai	JPN	18.620 (7)	32.960 (15) 14.340 (25)	48.002 (21) 15.042 (24)	<b>1:03.655</b> 15.653 (9)	56.554
19	256	TEKLINSKI Adrian	POL	18.865 (14)	32.988 (18) 14.123 (20)	47.878 (18) 14.890 (21)	<b>1:03.887</b> 16.009 (15)	56.349
20	22	SELZER Clemens	AUT	18.697 (11)	32.967 (16) 14.270 (23)	48.028 (22) 15.061 (25)	<b>1:04.077</b> 16.049 (17)	56.182
21	78	BABEK Tomas	CZE	19.245 (21)	33.074 (20) 13.829 (13)	47.886 (19) 14.812 (17)	<b>1:04.281</b> 16.395 (26)	56.004
22	81	DITZEL Filip	CZE	19.252 (22)	33.127 (21) 13.875 (14)	47.977 (20) 14.850 (19)	<b>1:04.319</b> 16.342 (24)	55.971

**Men's 1Km Time Trial / 1Km Contre la montre hommes**

**Final / Finale**

**Results / Résultats**

Fri 27 Mar 2009

<b>World Record</b>	58.875	TOURNANT Arnaud	FRA	LA PAZ (BOL)	10 OCT 2001
---------------------	--------	-----------------	-----	--------------	-------------

Rank	Race Number	Name	Country Code	250m	500m 250-500	750m 500-750	Time 750-1000	Speed Km/h
23	95	ALONSO CASTILLO David	ESP	19.220 (20)	33.422 (23) 14.202 (22)	48.308 (23) 14.886 (20)	<b>1:04.398</b> 16.090 (19)	55.902
24	277	ZHURKIN Nikolay	RUS	19.721 (26)	34.052 (24) 14.331 (24)	48.982 (25) 14.930 (23)	<b>1:04.494</b> 15.512 (7)	55.819
25	262	CHAID Gadi	RSA	19.901 (27)	34.064 (25) 14.163 (21)	48.841 (24) 14.777 (15)	<b>1:04.942</b> 16.101 (20)	55.434
26	105	PERALTA GASCON Juan	ESP	19.485 (23)	34.072 (26) 14.587 (27)	49.478 (26) 15.406 (26)	<b>1:05.823</b> 16.345 (25)	54.692
27	306	TSYUPYK Yuriy	UKR	19.581 (24)	34.111 (27) 14.530 (26)	49.550 (27) 15.439 (27)	<b>1:06.206</b> 16.656 (27)	54.375
28	296	KELLAR Azikiwe	TRI	19.920 (28)	34.794 (28) 14.874 (28)	50.919 (28) 16.125 (28)	<b>1:08.981</b> 18.062 (28)	52.188

Communiqué approved by the President of the Commissaires Panel:

.....

25-29 March 2009

Communiqué no. 23

**Men's Individual Pursuit / Poursuite individuelle hommes**

**Qualifying / Qualifications**

**Start List / Liste de départ**

Thu 26 Mar 2009 - Race distance: 4000m

<b>World Record</b>	4:11.114	BOARDMAN Christopher	GBR	Manchester (GBR)	29 AUG 1996
---------------------	----------	----------------------	-----	------------------	-------------

Heat	Race Number	Name	Country Code	Time
1	79	BARES Jiri	CZE	_____
2	154	GRETSCH Patrick	GER	_____
	184	DE MARCHI Alessandro	ITA	_____
3	116	DEPREEUW Arnaud	FRA	_____
	199	LYALKO Alexey	KAZ	_____
4	106	TAULER LLULL Antonio	ESP	_____
	217	HEIMANS Levi	NED	_____
5	148	BARTKO Robert	GER	_____
	25	CORNU Dominique	BEL	_____
6	250	KUREK Adrian	POL	_____
	299	DIUDIA Volodymyr	UKR	_____
7	27	DE POORTERE Ingmar	BEL	_____
	62	CASTRO LAVERDE Arles Antonio	COL	_____
8	238	SERGEANT Jesse	NZL	_____
	4	BOBRIDGE Jack	AUS	_____
9	305	SHCHEDOV Vitaliy	UKR	_____
	98	ESCOBAR ROURE Sergi	ESP	_____
10	315	PHINNEY Taylor	USA	_____
	267	KAIKOV Valery	RUS	_____
11	272	MARKOV Alexei	RUS	_____
	179	O'LOUGHLIN David	IRL	_____

**Qualification rule:**

Fastest 2 riders race for gold (on 26 Mar), and 3rd and 4th riders race for bronze (on 26 Mar).

Communiqué approved by the President of the Commissaires Panel:

.....

25-29 March 2009

**Men's Individual Pursuit / Poursuite individuelle hommes**

**Qualifying / Qualifications**

**Analysis / Analyse**

Thu 26 Mar 2009

No 79 - BARES Jiri (CZE)							
Distance	Time	Rank	Lap Time	Distance	Time	Rank	Lap Time
125m	12.880	1		125m			
250m	20.961	1	20.961	250m			
375m	28.790	3		375m			
500m	36.630	4	15.669	500m			
625m	44.630	6		625m			
750m	52.733	8	16.103	750m			
875m	1:01.026	9		875m			
1000m	1:09.385	13	16.652	1000m			
1125m	1:17.866	14		1125m			
1250m	1:26.394	17	17.009	1250m			
1375m	1:35.059	18		1375m			
1500m	1:43.679	18	17.285	1500m			
1625m	1:52.386	18		1625m			
1750m	2:01.051	18	17.372	1750m			
1875m	2:09.824	18		1875m			
2000m	2:18.563	18	17.512	2000m			
2125m	2:27.369	19		2125m			
2250m	2:36.149	19	17.586	2250m			
2375m	2:44.935	19		2375m			
2500m	2:53.716	19	17.567	2500m			
2625m	3:02.454	19		2625m			
2750m	3:11.156	19	17.440	2750m			
2875m	3:19.933	19		2875m			
3000m	3:28.709	19	17.553	3000m			
3125m	3:37.566	19		3125m			
3250m	3:46.315	19	17.606	3250m			
3375m	3:55.147	19		3375m			
3500m	4:04.044	19	17.729	3500m			
3625m	4:12.909	19		3625m			
3750m	4:21.769	19	17.725	3750m			
3875m	4:30.729	19		3875m			
4000m	4:39.614	18	17.845	4000m			

25-29 March 2009

**Men's Individual Pursuit / Poursuite individuelle hommes**

**Qualifying / Qualifications**

**Analysis / Analyse**

Thu 26 Mar 2009

No 154 - GRETSCH Patrick (GER)			
Distance	Time	Rank	Lap Time
125m	13.062	6	
250m	21.264	7	21.264
375m	29.228	8	
500m	37.155	11	15.891
625m	45.051	9	
750m	53.023	9	15.868
875m	1:01.031	10	
1000m	1:09.075	9	16.052
1125m	1:17.195	10	
1250m	1:25.315	11	16.240
1375m	1:33.506	11	
1500m	1:41.704	12	16.389
1625m	1:49.963	12	
1750m	1:58.216	12	16.512
1875m	2:06.489	12	
2000m	2:14.758	12	16.542
2125m	2:23.027	12	
2250m	2:31.261	12	16.503
2375m	2:39.521	13	
2500m	2:47.741	11	16.480
2625m	2:55.971	11	
2750m	3:04.177	11	16.436
2875m	3:12.364	10	
3000m	3:20.514	10	16.337
3125m	3:28.666	10	
3250m	3:36.750	10	16.236
3375m	3:44.714	10	
3500m	3:52.664	10	15.914
3625m	4:00.576	9	
3750m	4:08.558	8	15.894
3875m	4:16.554	8	
4000m	4:24.564	8	16.006

No 184 - DE MARCHI Alessandro (ITA)			
Distance	Time	Rank	Lap Time
125m	14.432	20	
250m	23.084	20	23.084
375m	31.242	20	
500m	39.347	19	16.263
625m	47.447	19	
750m	55.630	19	16.283
875m	1:03.876	19	
1000m	1:12.167	19	16.537
1125m	1:20.496	19	
1250m	1:28.829	19	16.662
1375m	1:37.179	19	
1500m	1:45.567	19	16.738
1625m	1:53.937	19	
1750m	2:02.277	19	16.710
1875m	2:10.640	19	
2000m	2:18.957	19	16.680
2125m	2:27.336	18	
2250m	2:35.744	18	16.787
2375m	2:44.167	18	
2500m	2:52.662	18	16.918
2625m	3:01.210	18	
2750m	3:09.776	18	17.114
2875m	3:18.316	18	
3000m	3:26.970	18	17.194
3125m	3:35.684	18	
3250m	3:44.345	18	17.375
3375m	3:53.045	18	
3500m	4:01.590	18	17.245
3625m	4:10.089	18	
3750m	4:18.587	18	16.997
3875m	4:27.225	18	
4000m	4:35.916	17	17.329

25-29 March 2009

**Men's Individual Pursuit / Poursuite individuelle hommes**

**Qualifying / Qualifications**

**Analysis / Analyse**

Thu 26 Mar 2009

No 116 - DEPREEUW Arnaud (FRA)			
Distance	Time	Rank	Lap Time
125m	13.123	9	
250m	21.329	9	21.329
375m	29.229	9	
500m	37.142	9	15.813
625m	45.123	10	
750m	53.199	11	16.057
875m	1:01.387	14	
1000m	1:09.659	14	16.460
1125m	1:17.977	16	
1250m	1:26.276	15	16.617
1375m	1:34.535	16	
1500m	1:42.839	16	16.563
1625m	1:51.208	16	
1750m	1:59.588	16	16.749
1875m	2:07.969	17	
2000m	2:16.334	16	16.746
2125m	2:24.646	16	
2250m	2:32.903	16	16.569
2375m	2:41.258	16	
2500m	2:49.612	16	16.709
2625m	2:58.012	17	
2750m	3:06.507	17	16.895
2875m	3:15.038	17	
3000m	3:23.569	17	17.062
3125m	3:32.164	17	
3250m	3:40.790	17	17.221
3375m	3:49.434	17	
3500m	3:58.087	16	17.297
3625m	4:06.762	16	
3750m	4:15.418	16	17.331
3875m	4:24.006	17	
4000m	4:32.559	15	17.141

No 199 - LYALKO Alexey (KAZ)			
Distance	Time	Rank	Lap Time
125m	14.156	19	
250m	22.861	19	22.861
375m	31.228	19	
500m	39.531	20	16.670
625m	47.905	20	
750m	56.351	20	16.820
875m	1:04.910	20	
1000m	1:13.573	20	17.222
1125m	1:22.259	20	
1250m	1:30.954	20	17.381
1375m	1:39.668	20	
1500m	1:48.397	20	17.443
1625m	1:57.183	20	
1750m	2:06.051	20	17.654
1875m	2:14.950	20	
2000m	2:23.858	20	17.807
2125m	2:32.808	20	
2250m	2:41.707	20	17.849
2375m	2:50.423	20	
2500m	2:59.136	20	17.429
2625m	3:07.895	20	
2750m	3:16.603	20	17.467
2875m	3:25.340	20	
3000m	3:34.161	20	17.558
3125m	3:42.941	20	
3250m	3:51.683	20	17.522
3375m	4:00.444	20	
3500m	4:09.216	20	17.533
3625m	4:17.956	20	
3750m	4:26.654	20	17.438
3875m	4:35.268	20	
4000m	4:43.885	19	17.231



25-29 March 2009

**Men's Individual Pursuit / Poursuite individuelle hommes**

**Qualifying / Qualifications**

**Analysis / Analyse**

Thu 26 Mar 2009

No 106 - TAULER LLULL Antonio (ESP)			
Distance	Time	Rank	Lap Time
125m	13.857	16	
250m	22.285	17	22.285
375m	30.131	17	
500m	37.784	16	15.499
625m	45.507	15	
750m	53.319	14	15.535
875m	1:01.189	11	
1000m	1:09.089	10	15.770
1125m	1:17.026	8	
1250m	1:24.977	8	15.888
1375m	1:32.911	8	
1500m	1:40.840	8	15.863
1625m	1:48.762	8	
1750m	1:56.688	8	15.848
1875m	2:04.673	8	
2000m	2:12.710	8	16.022
2125m	2:20.760	8	
2250m	2:28.830	8	16.120
2375m	2:36.922	8	
2500m	2:45.079	8	16.249
2625m	2:53.300	8	
2750m	3:01.538	8	16.459
2875m	3:09.801	8	
3000m	3:18.193	9	16.655
3125m	3:26.607	9	
3250m	3:35.072	9	16.879
3375m	3:43.558	9	
3500m	3:52.133	9	17.061
3625m	4:00.698	10	
3750m	4:09.313	10	17.180
3875m	4:17.964	11	
4000m	4:26.681	11	17.368

No 217 - HEIMANS Levi (NED)			
Distance	Time	Rank	Lap Time
125m	13.249	10	
250m	21.510	13	21.510
375m	29.583	15	
500m	37.584	15	16.074
625m	45.632	16	
750m	53.714	17	16.130
875m	1:01.807	17	
1000m	1:09.904	16	16.190
1125m	1:17.973	15	
1250m	1:26.054	13	16.150
1375m	1:34.140	13	
1500m	1:42.224	13	16.170
1625m	1:50.330	13	
1750m	1:58.472	13	16.248
1875m	2:06.647	13	
2000m	2:14.834	13	16.362
2125m	2:23.022	11	
2250m	2:31.236	11	16.402
2375m	2:39.490	11	
2500m	2:47.751	12	16.515
2625m	2:56.022	12	
2750m	3:04.275	12	16.524
2875m	3:12.596	12	
3000m	3:20.967	13	16.692
3125m	3:29.362	13	
3250m	3:37.763	13	16.796
3375m	3:46.140	13	
3500m	3:54.550	13	16.787
3625m	4:02.986	13	
3750m	4:11.525	13	16.975
3875m	4:20.022	13	
4000m	4:28.638	13	17.113

25-29 March 2009

**Men's Individual Pursuit / Poursuite individuelle hommes**

**Qualifying / Qualifications**

**Analysis / Analyse**

Thu 26 Mar 2009

No 148 - BARTKO Robert (GER)			
Distance	Time	Rank	Lap Time
125m	13.054	4	
250m	21.211	6	21.211
375m	29.142	7	
500m	37.084	8	15.873
625m	45.161	11	
750m	53.361	15	16.277
875m	1:01.648	16	
1000m	1:09.975	17	16.614
1125m	1:18.338	18	
1250m	1:26.672	18	16.697
1375m	1:34.944	17	
1500m	1:43.179	17	16.507
1625m	1:51.431	17	
1750m	1:59.639	17	16.460
1875m	2:07.900	15	
2000m	2:16.063	15	16.424
2125m	2:24.212	15	
2250m	2:32.364	15	16.301
2375m	2:40.498	15	
2500m	2:48.609	15	16.245
2625m	2:56.665	14	
2750m	3:04.722	14	16.113
2875m	3:12.770	13	
3000m	3:20.823	12	16.101
3125m	3:28.878	11	
3250m	3:36.967	11	16.144
3375m	3:45.084	11	
3500m	3:53.201	11	16.234
3625m	4:01.351	11	
3750m	4:09.589	11	16.388
3875m	4:17.891	10	
4000m	4:26.277	9	16.688

No 25 - CORNU Dominique (BEL)			
Distance	Time	Rank	Lap Time
125m	13.514	14	
250m	21.651	14	21.651
375m	29.418	14	
500m	37.149	10	15.498
625m	44.878	8	
750m	52.669	7	15.520
875m	1:00.488	7	
1000m	1:08.347	7	15.678
1125m	1:16.212	6	
1250m	1:24.081	6	15.734
1375m	1:31.986	6	
1500m	1:39.956	6	15.875
1625m	1:47.953	6	
1750m	1:55.944	6	15.988
1875m	2:03.942	6	
2000m	2:11.952	6	16.008
2125m	2:19.980	6	
2250m	2:27.988	6	16.036
2375m	2:35.972	6	
2500m	2:43.939	6	15.951
2625m	2:51.899	5	
2750m	2:59.834	5	15.895
2875m	3:07.784	5	
3000m	3:15.745	5	15.911
3125m	3:23.708	5	
3250m	3:31.641	5	15.896
3375m	3:39.558	4	
3500m	3:47.483	4	15.842
3625m	3:55.402	4	
3750m	4:03.353	4	15.870
3875m	4:11.306	3	
4000m	4:19.197	3	15.844

25-29 March 2009

**Men's Individual Pursuit / Poursuite individuelle hommes**

**Qualifying / Qualifications**

**Analysis / Analyse**

Thu 26 Mar 2009

No 250 - KUREK Adrian (POL)			
Distance	Time	Rank	Lap Time
125m	13.104		
250m	21.608		21.608
375m	29.963		
500m	38.357		16.749
625m	46.650		
750m	54.863		16.506
875m	1:03.010		
1000m	1:11.108		16.245
1125m	1:19.219		
1250m	1:27.339		16.231
1375m	1:35.459		
1500m	1:43.598		16.259
1625m	1:51.797		
1750m	1:59.985		16.387
1875m	2:08.129		
2000m	2:16.261		16.276
2125m	2:24.426		
2250m	2:32.670		16.409
2375m	2:40.886		
2500m	2:49.009		16.339
2625m	2:57.204		
2750m	3:05.498		16.489
2875m	3:13.724		
3000m	3:21.686		16.188
3125m	3:29.758		
3250m	3:37.922		16.236
3375m	3:46.181		
3500m	3:54.486		16.564
3625m	4:02.842		
3750m	4:11.247		16.761
3875m	4:19.686		
4000m	4:28.105		16.858

No 299 - DIUDIA Volodymyr (UKR)			
Distance	Time	Rank	Lap Time
125m	13.058	5	
250m	20.999	2	20.999
375m	28.641	1	
500m	36.232	1	15.233
625m	43.840	1	
750m	51.474	1	15.242
875m	59.120	1	
1000m	1:06.792	1	15.318
1125m	1:14.486	1	
1250m	1:22.204	1	15.412
1375m	1:29.956	1	
1500m	1:37.747	1	15.543
1625m	1:45.537	1	
1750m	1:53.374	1	15.627
1875m	2:01.215	1	
2000m	2:09.090	1	15.716
2125m	2:16.924	1	
2250m	2:24.768	1	15.678
2375m	2:32.602	1	
2500m	2:40.790	1	16.022
2625m	2:48.819	1	
2750m	2:56.989	2	16.199
2875m	3:05.313	3	
3000m	3:13.623	3	16.634
3125m	3:22.040	3	
3250m	3:30.179	3	16.556
3375m	3:38.256	3	
3500m	3:46.358	3	16.179
3625m	3:54.611	3	
3750m	4:02.964	3	16.606
3875m	4:11.361	4	
4000m	4:19.786	4	16.822

25-29 March 2009

**Men's Individual Pursuit / Poursuite individuelle hommes**

**Qualifying / Qualifications**

**Analysis / Analyse**

Thu 26 Mar 2009

No 27 - DE POORTERE Ingmar (BEL)			
Distance	Time	Rank	Lap Time
125m	13.924	17	
250m	22.354	18	22.354
375m	30.356	18	
500m	38.268	18	15.914
625m	46.158	18	
750m	54.075	18	15.807
875m	1:02.063	18	
1000m	1:10.132	18	16.057
1125m	1:18.219	17	
1250m	1:26.318	16	16.186
1375m	1:34.381	15	
1500m	1:42.437	14	16.119
1625m	1:50.539	14	
1750m	1:58.621	14	16.184
1875m	2:06.754	14	
2000m	2:14.915	14	16.294
2125m	2:23.070	13	
2250m	2:31.281	13	16.366
2375m	2:39.497	12	
2500m	2:47.822	13	16.541
2625m	2:56.167	13	
2750m	3:04.475	13	16.653
2875m	3:12.880	14	
3000m	3:21.270	14	16.795
3125m	3:29.731	14	
3250m	3:38.188	14	16.918
3375m	3:46.895	14	
3500m	3:55.527	14	17.339
3625m	4:04.159	14	
3750m	4:12.812	14	17.285
3875m	4:21.419	14	
4000m	4:30.089	14	17.277

No 62 - CASTRO LAVERDE Arles Antonio (COL)			
Distance	Time	Rank	Lap Time
125m	13.262	12	
250m	21.458	12	21.458
375m	29.408	13	
500m	37.317	13	15.859
625m	45.183	12	
750m	53.070	10	15.753
875m	1:01.018	8	
1000m	1:09.033	8	15.963
1125m	1:17.103	9	
1250m	1:25.205	10	16.172
1375m	1:33.343	10	
1500m	1:41.518	10	16.313
1625m	1:49.685	10	
1750m	1:57.869	10	16.351
1875m	2:06.043	10	
2000m	2:14.273	10	16.404
2125m	2:22.477	10	
2250m	2:30.786	10	16.513
2375m	2:39.114	10	
2500m	2:47.402	10	16.616
2625m	2:55.709	10	
2750m	3:04.115	10	16.713
2875m	3:12.481	11	
3000m	3:20.806	11	16.691
3125m	3:29.107	12	
3250m	3:37.462	12	16.656
3375m	3:45.876	12	
3500m	3:54.248	12	16.786
3625m	4:02.595	12	
3750m	4:10.976	12	16.728
3875m	4:19.343	12	
4000m	4:27.750	12	16.774

25-29 March 2009

**Men's Individual Pursuit / Poursuite individuelle hommes**

**Qualifying / Qualifications**

**Analysis / Analyse**

Thu 26 Mar 2009

No 238 - SERGENT Jesse (NZL)			
Distance	Time	Rank	Lap Time
125m	13.027	2	
250m	21.108	4	21.108
375m	28.785	2	
500m	36.409	2	15.301
625m	44.117	2	
750m	51.913	2	15.504
875m	59.739	2	
1000m	1:07.596	3	15.683
1125m	1:15.493	3	
1250m	1:23.385	3	15.789
1375m	1:31.304	4	
1500m	1:39.277	4	15.892
1625m	1:47.217	4	
1750m	1:55.183	4	15.906
1875m	2:03.128	4	
2000m	2:11.079	4	15.896
2125m	2:19.043	4	
2250m	2:27.039	4	15.960
2375m	2:35.058	4	
2500m	2:43.070	4	16.031
2625m	2:51.067	4	
2750m	2:59.127	4	16.057
2875m	3:07.190	4	
3000m	3:15.284	4	16.157
3125m	3:23.411	4	
3250m	3:31.575	4	16.291
3375m	3:39.800	5	
3500m	3:48.065	5	16.490
3625m	3:56.313	5	
3750m	4:04.628	5	16.563
3875m	4:12.924	5	
4000m	4:21.253	5	16.625

No 4 - BOBRIDGE Jack (AUS)			
Distance	Time	Rank	Lap Time
125m	13.584	15	
250m	21.682	15	21.682
375m	29.378	12	
500m	37.038	7	15.356
625m	44.629	5	
750m	52.209	3	15.171
875m	59.756	3	
1000m	1:07.306	2	15.097
1125m	1:14.870	2	
1250m	1:22.482	2	15.176
1375m	1:30.160	2	
1500m	1:37.884	2	15.402
1625m	1:45.689	2	
1750m	1:53.562	2	15.678
1875m	2:01.449	2	
2000m	2:09.347	2	15.785
2125m	2:17.261	2	
2250m	2:25.199	2	15.852
2375m	2:33.154	2	
2500m	2:41.154	2	15.955
2625m	2:49.170	3	
2750m	2:57.205	3	16.051
2875m	3:05.287	2	
3000m	3:13.359	2	16.154
3125m	3:21.406	2	
3250m	3:29.430	2	16.071
3375m	3:37.406	2	
3500m	3:45.380	2	15.950
3625m	3:53.367	2	
3750m	4:01.380	2	16.000
3875m	4:09.383	2	
4000m	4:17.419	2	16.039

25-29 March 2009

**Men's Individual Pursuit / Poursuite individuelle hommes**

**Qualifying / Qualifications**

**Analysis / Analyse**

Thu 26 Mar 2009

No 305 - SHCHEDOV Vitaliy (UKR)			
Distance	Time	Rank	Lap Time
125m	13.082	7	
250m	21.154	5	21.154
375m	28.917	5	
500m	36.624	3	15.470
625m	44.402	3	
750m	52.272	4	15.648
875m	1:00.222	5	
1000m	1:08.234	5	15.962
1125m	1:16.246	7	
1250m	1:24.249	7	16.015
1375m	1:32.213	7	
1500m	1:40.133	7	15.884
1625m	1:48.052	7	
1750m	1:55.968	7	15.835
1875m	2:03.959	7	
2000m	2:11.963	7	15.995
2125m	2:19.981	7	
2250m	2:28.031	7	16.068
2375m	2:36.165	7	
2500m	2:44.314	7	16.283
2625m	2:52.500	7	
2750m	3:00.723	7	16.409
2875m	3:08.999	7	
3000m	3:17.344	7	16.621
3125m	3:25.763	7	
3250m	3:34.259	7	16.915
3375m	3:42.805	8	
3500m	3:51.450	8	17.191
3625m	4:00.114	8	
3750m	4:08.846	9	17.396
3875m	4:17.637	9	
4000m	4:26.508	10	17.662

No 98 - ESCOBAR ROURE Sergi (ESP)			
Distance	Time	Rank	Lap Time
125m	13.257	11	
250m	21.277	8	21.277
375m	29.043	6	
500m	36.835	6	15.558
625m	44.656	7	
750m	52.529	6	15.694
875m	1:00.402	6	
1000m	1:08.284	6	15.755
1125m	1:16.161	5	
1250m	1:24.043	5	15.759
1375m	1:31.926	5	
1500m	1:39.817	5	15.774
1625m	1:47.732	5	
1750m	1:55.668	5	15.851
1875m	2:03.647	5	
2000m	2:11.646	5	15.978
2125m	2:19.669	5	
2250m	2:27.721	5	16.075
2375m	2:35.805	5	
2500m	2:43.934	5	16.213
2625m	2:52.103	6	
2750m	3:00.297	6	16.363
2875m	3:08.543	6	
3000m	3:16.820	6	16.523
3125m	3:25.188	6	
3250m	3:33.541	6	16.721
3375m	3:41.916	6	
3500m	3:50.286	6	16.745
3625m	3:58.598	6	
3750m	4:06.887	6	16.601
3875m	4:15.232	6	
4000m	4:23.619	6	16.732

25-29 March 2009

**Men's Individual Pursuit / Poursuite individuelle hommes**

**Qualifying / Qualifications**

**Analysis / Analyse**

Thu 26 Mar 2009

No 315 - PHINNEY Taylor (USA)			
Distance	Time	Rank	Lap Time
125m	13.030	3	
250m	21.057	3	21.057
375m	28.852	4	
500m	36.664	5	15.607
625m	44.499	4	
750m	52.282	5	15.618
875m	1:00.058	4	
1000m	1:07.850	4	15.568
1125m	1:15.636	4	
1250m	1:23.422	4	15.572
1375m	1:31.197	3	
1500m	1:39.063	3	15.641
1625m	1:46.958	3	
1750m	1:54.874	3	15.811
1875m	2:02.804	3	
2000m	2:10.734	3	15.860
2125m	2:18.572	3	
2250m	2:26.323	3	15.589
2375m	2:33.975	3	
2500m	2:41.600	3	15.277
2625m	2:49.119	2	
2750m	2:56.771	1	15.171
2875m	3:04.532	1	
3000m	3:12.293	1	15.522
3125m	3:20.110	1	
3250m	3:27.997	1	15.704
3375m	3:35.863	1	
3500m	3:43.746	1	15.749
3625m	3:51.629	1	
3750m	3:59.495	1	15.749
3875m	4:07.330	1	
4000m	4:15.160	1	15.665

No 267 - KAIKOV Valery (RUS)			
Distance	Time	Rank	Lap Time
125m	13.941	18	
250m	22.261	16	22.261
375m	30.118	16	
500m	37.933	17	15.672
625m	45.766	17	
750m	53.668	16	15.735
875m	1:01.642	15	
1000m	1:09.730	15	16.062
1125m	1:17.860	13	
1250m	1:26.078	14	16.348
1375m	1:34.362	14	
1500m	1:42.707	15	16.629
1625m	1:51.045	15	
1750m	1:59.485	15	16.778
1875m	2:07.953	16	
2000m	2:16.478	17	16.993
2125m	2:24.983	17	
2250m	2:33.562	17	17.084
2375m	2:41.979	17	
2500m	2:49.904	17	16.342
2625m	2:57.704	16	
2750m	3:05.601	15	15.697
2875m	3:13.699	15	
3000m	3:22.025	15	16.424
3125m	3:30.537	15	
3250m	3:39.146	15	17.121
3375m	3:47.890	15	
3500m	3:56.747	15	17.601
3625m	4:05.683	15	
3750m	4:14.574	15	17.827
3875m	4:23.526	15	
4000m	4:32.612	16	18.038

25-29 March 2009

**Men's Individual Pursuit / Poursuite individuelle hommes**

**Qualifying / Qualifications**

**Analysis / Analyse**

Thu 26 Mar 2009

No 272 - MARKOV Alexei (RUS)			
Distance	Time	Rank	Lap Time
125m	13.115	8	
250m	21.355	10	21.355
375m	29.375	11	
500m	37.330	14	15.975
625m	45.303	14	
750m	53.297	13	15.967
875m	1:01.235	12	
1000m	1:09.207	11	15.910
1125m	1:17.195	10	
1250m	1:25.127	9	15.920
1375m	1:33.084	9	
1500m	1:41.062	9	15.935
1625m	1:49.012	9	
1750m	1:57.028	9	15.966
1875m	2:05.045	9	
2000m	2:13.111	9	16.083
2125m	2:21.163	9	
2250m	2:29.267	9	16.156
2375m	2:37.383	9	
2500m	2:45.505	9	16.238
2625m	2:53.692	9	
2750m	3:01.887	9	16.382
2875m	3:09.998	9	
3000m	3:18.140	8	16.253
3125m	3:26.277	8	
3250m	3:34.413	8	16.273
3375m	3:42.582	7	
3500m	3:50.862	7	16.449
3625m	3:59.192	7	
3750m	4:07.497	7	16.635
3875m	4:15.554	7	
4000m	4:24.085	7	16.588

No 179 - O'LOUGHLIN David (IRL)			
Distance	Time	Rank	Lap Time
125m	13.284	13	
250m	21.397	11	21.397
375m	29.322	10	
500m	37.291	12	15.894
625m	45.251	13	
750m	53.253	12	15.962
875m	1:01.294	13	
1000m	1:09.367	12	16.114
1125m	1:17.427	12	
1250m	1:25.528	12	16.161
1375m	1:33.619	12	
1500m	1:41.678	11	16.150
1625m	1:49.821	11	
1750m	1:58.015	11	16.337
1875m	2:06.270	11	
2000m	2:14.640	11	16.625
2125m	2:23.074	14	
2250m	2:31.529	14	16.889
2375m	2:40.057	14	
2500m	2:48.590	14	17.061
2625m	2:57.117	15	
2750m	3:05.719	16	17.129
2875m	3:14.381	16	
3000m	3:23.064	16	17.345
3125m	3:31.787	16	
3250m	3:40.507	16	17.443
3375m	3:49.286	16	
3500m	3:58.124	17	17.617
3625m	4:06.864	17	
3750m	4:15.557	17	17.433
3875m	4:23.997	16	
4000m	4:32.480		16.923



**Men's Individual Pursuit / Poursuite individuelle hommes**

**Qualifying / Qualifications**

**Results / Résultats**

Thu 26 Mar 2009 - Race distance: 4000m

<b>World Record</b>	4:11.114	BOARDMAN Christopher	GBR	Manchester (GBR)	29 AUG 1996
---------------------	----------	----------------------	-----	------------------	-------------

Rank	Race Number	Name	Country Code	1000m	2000m 1000-2000	3000m 2000-3000	Time 3000-4000	Speed Km/h
1	315	PHINNEY Taylor	USA	1:07.850 (4)	2:10.734 (3) 1:02.884 (3)	3:12.293 (1) 1:01.559 (1)	<b>4:15.160</b> 1:02.867 (1)	56.435
2	4	BOBRIDGE Jack	AUS	1:07.306 (2)	2:09.347 (2) 1:02.041 (1)	3:13.359 (2) 1:04.012 (3)	<b>4:17.419</b> 1:04.060 (4)	55.939
3	25	CORNU Dominique	BEL	1:08.347 (7)	2:11.952 (6) 1:03.605 (6)	3:15.745 (5) 1:03.793 (2)	<b>4:19.197</b> 1:03.452 (2)	55.556
4	299	DIUDIA Volodymyr	UKR	1:06.792 (1)	2:09.090 (1) 1:02.298 (2)	3:13.623 (3) 1:04.533 (5)	<b>4:19.786</b> 1:06.163 (8)	55.430
5	238	SERGEANT Jesse	NZL	1:07.596 (3)	2:11.079 (4) 1:03.483 (5)	3:15.284 (4) 1:04.205 (4)	<b>4:21.253</b> 1:05.969 (7)	55.118
6	98	ESCOBAR ROURE Sergi	ESP	1:08.284 (6)	2:11.646 (5) 1:03.362 (4)	3:16.820 (6) 1:05.174 (8)	<b>4:23.619</b> 1:06.799 (9)	54.624
7	272	MARKOV Alexei	RUS	1:09.207 (11)	2:13.111 (9) 1:03.904 (9)	3:18.140 (8) 1:05.029 (7)	<b>4:24.085</b> 1:05.945 (6)	54.527
8	154	GRETSCH Patrick	GER	1:09.075 (9)	2:14.758 (12) 1:05.683 (14)	3:20.514 (10) 1:05.756 (12)	<b>4:24.564</b> 1:04.050 (3)	54.429
9	148	BARTKO Robert	GER	1:09.975 (17)	2:16.063 (15) 1:06.088 (15)	3:20.823 (12) 1:04.760 (6)	<b>4:26.277</b> 1:05.454 (5)	54.079
10	305	SHCHEDOV Vitaliy	UKR	1:08.234 (5)	2:11.963 (7) 1:03.729 (8)	3:17.344 (7) 1:05.381 (9)	<b>4:26.508</b> 1:09.164 (16)	54.032
11	106	TAULER LLULL Antonio	ESP	1:09.089 (10)	2:12.710 (8) 1:03.621 (7)	3:18.193 (9) 1:05.483 (10)	<b>4:26.681</b> 1:08.488 (12)	53.997
12	62	CASTRO LAVERDE Arles Antonio	COL	1:09.033 (8)	2:14.273 (10) 1:05.240 (12)	3:20.806 (11) 1:06.533 (15)	<b>4:27.750</b> 1:06.944 (10)	53.781
13	217	HEIMANS Levi	NED	1:09.904 (16)	2:14.834 (13) 1:04.930 (11)	3:20.967 (13) 1:06.133 (13)	<b>4:28.638</b> 1:07.671 (11)	53.603
14	27	DE POORTERE Ingmar	BEL	1:10.132 (18)	2:14.915 (14) 1:04.783 (10)	3:21.270 (14) 1:06.355 (14)	<b>4:30.089</b> 1:08.819 (13)	53.315
15	179	O'LOUGHLIN David	IRL	1:09.367 (12)	2:14.640 (11) 1:05.273 (13)	3:23.064 (16) 1:08.424 (18)	<b>4:32.480</b> 1:09.416 (17)	52.847
16	116	DEPREEUW Arnaud	FRA	1:09.659 (14)	2:16.334 (16) 1:06.675 (16)	3:23.569 (17) 1:07.235 (16)	<b>4:32.559</b> 1:08.990 (15)	52.832
17	267	KAIKOV Valery	RUS	1:09.730 (15)	2:16.478 (17) 1:06.748 (17)	3:22.025 (15) 1:05.547 (11)	<b>4:32.612</b> 1:10.587 (19)	52.822
18	184	DE MARCHI Alessandro	ITA	1:12.167 (19)	2:18.957 (19) 1:06.790 (18)	3:26.970 (18) 1:08.013 (17)	<b>4:35.916</b> 1:08.946 (14)	52.189
19	79	BARES Jiri	CZE	1:09.385 (13)	2:18.563 (18) 1:09.178 (19)	3:28.709 (19) 1:10.146 (19)	<b>4:39.614</b> 1:10.905 (20)	51.499
20	199	LYALKO Alexey	KAZ	1:13.573 (20)	2:23.858 (20) 1:10.285 (20)	3:34.161 (20) 1:10.303 (20)	<b>4:43.885</b> 1:09.724 (18)	50.724
	250	KUREK Adrian	POL				<b>DSQ</b>	

25-29 March 2009

Communiqué no. 29

**Men's Individual Pursuit / Poursuite individuelle hommes**

**Qualifying / Qualifications**

**Results / Résultats**

Thu 26 Mar 2009 - Race distance: 4000m

<b>World Record</b>	4:11.114	BOARDMAN Christopher	GBR	Manchester (GBR)	29 AUG 1996
---------------------	----------	----------------------	-----	------------------	-------------

Rank	Race Number	Name	Country Code	1000m	2000m 1000-2000	3000m 2000-3000	Time 3000-4000	Speed Km/h
------	-------------	------	--------------	-------	--------------------	--------------------	-------------------	---------------

**Qualification rule:**

Fastest 2 riders race for gold (on 26 Mar), and 3rd and 4th riders race for bronze (on 26 Mar).

**Nr 250 KUREK Adrian**

Disqualification

For overtaking his opponent after having been overtaken

Communiqué approved by the President of the Commissaires Panel:

.....

**Legend:**

**DSQ** Disqualified

25-29 March 2009

Communiqué no. 30

**Men's Individual Pursuit / Poursuite individuelle hommes**

**Finals / Finales**

**Start List / Liste de départ**

Thu 26 Mar 2009 - Race distance: 4000m

<b>World Record</b>	4:11.114	BOARDMAN Christopher	GBR	Manchester (GBR)	29 AUG 1996
---------------------	----------	----------------------	-----	------------------	-------------

Heat	Race Number	Name	Country Code	Time
FOR	25	CORNU Dominique	BEL	_____
BRONZE	299	DIUDIA Volodymyr	UKR	_____
FOR	315	PHINNEY Taylor	USA	_____
GOLD	4	BOBRIDGE Jack	AUS	_____

Communiqué approved by the President of the Commissaires Panel:

.....

25-29 March 2009

**Men's Individual Pursuit / Poursuite individuelle hommes**

**Finals / Finales**

**Analysis / Analyse**

Thu 26 Mar 2009

No 25 - CORNU Dominique (BEL)			
Distance	Time	Rank	Lap Time
125m	13.318	2	
250m	21.470	1	21.470
375m	29.318	1	
500m	37.083	1	15.613
625m	44.782	1	
750m	52.466	1	15.383
875m	1:00.185	1	
1000m	1:07.949	1	15.483
1125m	1:15.721	1	
1250m	1:23.506	1	15.557
1375m	1:31.385	1	
1500m	1:39.313	1	15.807
1625m	1:47.294	1	
1750m	1:55.268	1	15.955
1875m	2:03.251	1	
2000m	2:11.271	1	16.003
2125m	2:19.314	1	
2250m	2:27.357	1	16.086
2375m	2:35.458	1	
2500m	2:43.575	1	16.218
2625m	2:51.698	1	
2750m	2:59.827	1	16.252
2875m	3:07.983	1	
3000m	3:16.188	1	16.361
3125m	3:24.387	1	
3250m	3:32.605	1	16.417
3375m	3:40.858	1	
3500m	3:49.121	1	16.516
3625m	3:57.398	1	
3750m	4:05.720	1	16.599
3875m	4:14.016	1	
4000m	4:22.347	1	16.627

No 299 - DIUDIA Volodymyr (UKR)			
Distance	Time	Rank	Lap Time
125m	13.301	1	
250m	21.625	2	21.625
375m	29.571	2	
500m	37.435	2	15.810
625m	45.294	2	
750m	53.118	2	15.683
875m	1:00.995	2	
1000m	1:08.944	2	15.826
1125m	1:16.943	2	
1250m	1:24.945	2	16.001
1375m	1:32.954	2	
1500m	1:40.987	2	16.042
1625m	1:49.060	2	
1750m	1:57.167	2	16.180
1875m	2:05.299	2	
2000m	2:13.479	2	16.312
2125m	2:21.678	2	
2250m	2:29.912	2	16.433
2375m	2:38.226	2	
2500m	2:46.590	2	16.678
2625m	2:54.971	2	
2750m	3:03.350	2	16.760
2875m	3:11.783	2	
3000m	3:20.206	2	16.856
3125m	3:28.649	2	
3250m	3:37.122	2	16.916
3375m	3:45.667	2	
3500m	3:54.194	2	17.072
3625m	4:02.692	2	
3750m	4:11.225	2	17.031
3875m	4:19.740	2	
4000m	4:28.297	2	17.072

25-29 March 2009

**Men's Individual Pursuit / Poursuite individuelle hommes**

**Finals / Finales**

**Analysis / Analyse**

Thu 26 Mar 2009

<b>No 315 - PHINNEY Taylor (USA)</b>			
Distance	Time	Rank	Lap Time
125m	13.201	1	
250m	21.365	1	21.365
375m	29.131	1	
500m	36.781	1	15.416
625m	44.450	1	
750m	52.150	1	15.369
875m	1:00.001	1	
1000m	1:07.901	1	15.751
1125m	1:15.827	1	
1250m	1:23.769	1	15.868
1375m	1:31.751	1	
1500m	1:39.754	1	15.985
1625m	1:47.767	1	
1750m	1:55.781	1	16.027
1875m	2:03.807	1	
2000m	2:11.832	2	16.051
2125m	2:19.816	2	
2250m	2:27.787	2	15.955
2375m	2:35.722	1	
2500m	2:43.627	1	15.840
2625m	2:51.472	1	
2750m	2:59.225	1	15.598
2875m	3:07.042	1	
3000m	3:14.891	1	15.666
3125m	3:22.743	1	
3250m	3:30.579	1	15.688
3375m	3:38.364	1	
3500m	3:46.190	1	15.611
3625m	3:54.035	1	
3750m	4:01.910	1	15.720
3875m	4:09.731	1	
4000m	4:17.631	1	15.721

<b>No 4 - BOBRIDGE Jack (AUS)</b>			
Distance	Time	Rank	Lap Time
125m	13.337	2	
250m	21.372	2	21.372
375m	29.141	2	
500m	36.907	2	15.535
625m	44.714	2	
750m	52.536	2	15.629
875m	1:00.381	2	
1000m	1:08.256	2	15.720
1125m	1:16.156	2	
1250m	1:24.088	2	15.832
1375m	1:32.002	2	
1500m	1:39.949	2	15.861
1625m	1:47.919	2	
1750m	1:55.866	2	15.917
1875m	2:03.818	2	
2000m	2:11.797	1	15.931
2125m	2:19.777	1	
2250m	2:27.748	1	15.951
2375m	2:35.723	2	
2500m	2:43.707	2	15.959
2625m	2:51.674	2	
2750m	2:59.617	2	15.910
2875m	3:07.517	2	
3000m	3:15.437	2	15.820
3125m	3:23.379	2	
3250m	3:31.382	2	15.945
3375m	3:39.404	2	
3500m	3:47.483	2	16.101
3625m	3:55.576	2	
3750m	4:03.725	2	16.242
3875m	4:11.885	2	
4000m	4:20.091	2	16.366

25-29 March 2009

Communiqué no. 43

**Men's Individual Pursuit / Poursuite individuelle hommes**  
**Results and Final Classification / Résultats et classement final**  
 Thu 26 Mar 2009 - Race distance: 4000m

<b>World Record</b>	4:11.114	BOARDMAN Christopher	GBR	Manchester (GBR)	29 AUG 1996
---------------------	----------	----------------------	-----	------------------	-------------

Rank	Race Number	Name	Country Code	1000m	2000m	3000m	Time	Speed
					1000-2000	2000-3000	3000-4000	Km/h
GOLD	1	315 PHINNEY Taylor	USA	1:07.901 (1)	2:11.832 (2) 1:03.931 (2)	3:14.891 (1) 1:03.059 (1)	<b>4:17.631</b> 1:02.740 (1)	55.893
SILVER	2	4 BOBRIDGE Jack	AUS	1:08.256 (2)	2:11.797 (1) 1:03.541 (1)	3:15.437 (2) 1:03.640 (2)	<b>4:20.091</b> 1:04.654 (2)	55.365
BRONZE	3	25 CORNU Dominique	BEL	1:07.949 (1)	2:11.271 (1) 1:03.322 (1)	3:16.188 (1) 1:04.917 (1)	<b>4:22.347</b> 1:06.159 (1)	54.889
	4	299 DIUDIA Volodymyr	UKR	1:08.944 (2)	2:13.479 (2) 1:04.535 (2)	3:20.206 (2) 1:06.727 (2)	<b>4:28.297</b> 1:08.091 (2)	53.671
	5	238 SERGENT Jesse	NZL					
	6	98 ESCOBAR ROURE Sergi	ESP					
	7	272 MARKOV Alexei	RUS					
	8	154 GRETSCH Patrick	GER					
	9	148 BARTKO Robert	GER					
	10	305 SHCHEDOV Vitaliy	UKR					
	11	106 TAULER LLULL Antonio	ESP					
	12	62 CASTRO LAVERDE Arles Antonio	COL					
	13	217 HEIMANS Levi	NED					
	14	27 DE POORTERE Ingmar	BEL					
	15	179 O'LOUGHLIN David	IRL					
	16	116 DEPREEUW Arnaud	FRA					
	17	267 KAIKOV Valery	RUS					
	18	184 DE MARCHI Alessandro	ITA					
	19	79 BARES Jiri	CZE					
	20	199 LYALCO Alexey	KAZ					
	21							

Communiqué approved by the President of the Commissaires Panel:

.....

**Men's Team Pursuit / Poursuite par équipes hommes**

**Qualifying / Qualifications**

**Start List / Liste de départ**

Fri 27 Mar 2009 - Race distance: 4000m

**World Record**

3:53.314 GBR - Great Britain

Beijing (CHN)

18 AUG 2008

Heat	Race Number	Country / Name	Time
1		<b>POL - Poland</b>	_____
	247	GLOWACKI Dawid	
	248	KASPERKIEWICZ Piotr	
	250	KUREK Adrian	
2	254	SREDZINKI Jakub	
		<b>FRA - France</b>	_____
	116	DEPREEUW Arnaud	
	117	DUVAL Julien	
3	118	GUINAUDEAU Ronan	
	119	JEANNIN Mickael	
		<b>BEL - Belgium</b>	_____
	25	CORNU Dominique	
4	27	DE POORTERE Ingmar	
	30	STEELS Stijn	
	32	VLASSELAER Maarten	
		<b>CHN - China</b>	_____
5	44	CHEN Libin	
	45	LI Wei	
	48	MA Teng	
	49	QU Xuelong	
6		<b>COL - Colombia</b>	_____
	61	ARANGO CARVAJAL Juan Esteban	
	62	CASTRO LAVERDE Arles Antonio	
	63	AVILA VANEGAS Edwin Alcibiades	
7	67	URAN ARROYABE Carlos Alberto	
		<b>NED - Netherlands</b>	_____
	217	HEIMANS Levi	
	218	JONKMAN Geert-Jan	
8	224	VAN DER ZWET Arno	
	226	ZIJLSTRA Sipke	
		<b>RUS - Russia</b>	_____
	267	KAIKOV Valery	
9	270	KRASNOV Leonid	
	275	SHCHEKUNOV Vladimir	
	276	VOLKOV Stanislav	
		<b>UKR - Ukraine</b>	_____
10	299	DIUDIA Volodymyr	
	302	POLATAYKO Lyubomyr	
	303	RADIONOV Mykhaylo	
	305	SHCHEDOV Vitaliy	

25-29 March 2009

Communiqué no. 50

**Men's Team Pursuit / Poursuite par équipes hommes**

**Qualifying / Qualifications**

**Start List / Liste de départ**

Fri 27 Mar 2009 - Race distance: 4000m

<b>World Record</b>	3:53.314	GBR - Great Britain	Beijing (CHN)	18 AUG 2008
---------------------	----------	---------------------	---------------	-------------

Heat	Race Number	Country / Name	Time
<b>9</b>		<b>GER - Germany</b>	_____
	149	BENGSCHE Robert	
	151	BOMMEL Henning	
	154	GRETSCH Patrick	
	156	KLUGE Roger	
<b>10</b>		<b>ESP - Spain</b>	_____
	98	ESCOBAR ROURE Sergi	
	104	MUNTANER JUANEDA David	
	106	TAULER LLULL Antonio	
	107	TERUEL ROVIRA Eloy	
<b>11</b>		<b>NZL - New Zealand</b>	_____
	235	GOUGH Westley	
	236	LATHAM Peter	
	237	RYAN Marc	
	238	SERGEANT Jesse	
<b>12</b>		<b>AUS - Australia</b>	_____
	4	BOBRIDGE Jack	
	5	DENNIS Rohan	
	7	HOWARD Leigh	
	8	MEYER Cameron	
<b>13</b>		<b>DEN - Denmark</b>	_____
	90	JORGENSEN Casper	
	92	MADSEN Jens-Erik	
	93	MORKOV Michael	
	94	RASMUSSEN Alex	
<b>14</b>		<b>GBR - Great Britain</b>	_____
	128	BELLIS Jonathan	
	129	BURKE Steven	
	131	CLANCY Edward	
	135	KENNAUGH Peter	

**Qualification rule:**

Fastest 2 teams race for gold (on 27 Mar), and 3rd and 4th teams race for bronze (on 27 Mar).

Communiqué approved by the President of the Commissaires Panel:

.....

**Note:**

The composition of the teams may be subject to change up to one hour before the start of the race



25-29 March 2009

**Men's Team Pursuit / Poursuite par équipes hommes**

**Qualifying / Qualifications**

**Analysis / Analyse**

Fri 27 Mar 2009

No 1 - Poland (POL)				No 2 - France (FRA)			
Distance	Time	Rank	Lap Time	Distance	Time	Rank	Lap Time
250m	21.762	12	21.762	250m	20.653	3	20.653
500m	37.560	13	15.798	500m	35.878	6	15.225
750m	53.000	13	15.440	750m	51.131	9	15.253
1000m	1:07.884	13	14.884	1000m	1:06.322	10	15.191
1250m	1:23.255	13	15.371	1250m	1:21.613	11	15.291
1500m	1:38.659	13	15.404	1500m	1:36.953	12	15.340
1750m	1:54.193	13	15.534	1750m	1:52.487	12	15.534
2000m	2:09.340	13	15.147	2000m	2:07.772	12	15.285
2250m	2:24.708	13	15.368	2250m	2:23.348	12	15.576
2500m	2:40.098	13	15.390	2500m	2:38.751	12	15.403
2750m	2:55.432	13	15.334	2750m	2:54.168	12	15.417
3000m	3:11.054	13	15.622	3000m	3:09.334	12	15.166
3250m	3:26.801	13	15.747	3250m	3:24.818	12	15.484
3500m	3:42.309	13	15.508	3500m	3:40.460	12	15.642
3750m	3:57.960	13	15.651	3750m	3:56.161	12	15.701
4000m	4:13.454	13	15.494	4000m	4:11.544	12	15.383

No 3 - Belgium (BEL)				No 4 - China (CHN)			
Distance	Time	Rank	Lap Time	Distance	Time	Rank	Lap Time
250m	21.827	13	21.827	250m	21.362	10	21.362
500m	36.885	12	15.058	500m	36.424	11	15.062
750m	51.900	12	15.015	750m	51.565	11	15.141
1000m	1:06.915	12	15.015	1000m	1:06.548	11	14.983
1250m	1:21.896	12	14.981	1250m	1:21.350	10	14.802
1500m	1:36.681	11	14.785	1500m	1:36.465	10	15.115
1750m	1:51.927	11	15.246	1750m	1:51.740	10	15.275
2000m	2:07.388	11	15.461	2000m	2:06.825	10	15.085
2250m	2:22.388	11	15.000	2250m	2:21.891	10	15.066
2500m	2:37.162	10	14.774	2500m	2:37.617	11	15.726
2750m	2:52.170	9	15.008	2750m	2:53.277	11	15.660
3000m	3:07.485	9	15.315	3000m	3:08.599	11	15.322
3250m	3:22.672	9	15.187	3250m	3:23.965	11	15.366
3500m	3:37.979	9	15.307	3500m	3:39.752	11	15.787
3750m	3:53.716	9	15.737	3750m	3:55.339	11	15.587
4000m	4:08.825	9	15.109	4000m	4:10.886	11	15.547



**2009 UCI TRACK CYCLING  
WORLD CHAMPIONSHIPS**

**PRUSZKÓW  
POLAND**

25-29 March 2009

**Men's Team Pursuit / Poursuite par équipes hommes**

**Qualifying / Qualifications**

**Analysis / Analyse**

Fri 27 Mar 2009

No 5 - Colombia (COL)			
Distance	Time	Rank	Lap Time
250m	20.976	6	20.976
500m	36.017	7	15.041
750m	51.156	10	15.139
1000m	1:06.181	9	15.025
1250m	1:21.211	9	15.030
1500m	1:36.240	9	15.029
1750m	1:51.386	9	15.146
2000m	2:06.691	9	15.305
2250m	2:21.840	9	15.149
2500m	2:36.987	9	15.147
2750m	2:52.260	10	15.273
3000m	3:07.557	10	15.297
3250m	3:22.826	10	15.269
3500m	3:38.331	10	15.505
3750m	3:54.164	10	15.833
4000m	4:10.111	10	15.947

No 6 - Netherlands (NED)			
Distance	Time	Rank	Lap Time
250m	20.949	4	20.949
500m	35.762	5	14.813
750m	50.422	5	14.660
1000m	1:05.301	5	14.879
1250m	1:20.170	6	14.869
1500m	1:35.108	6	14.938
1750m	1:50.290	7	15.182
2000m	2:05.358	6	15.068
2250m	2:20.508	6	15.150
2500m	2:35.926	8	15.418
2750m	2:51.143	7	15.217
3000m	3:06.494	7	15.351
3250m	3:22.118	8	15.624
3500m	3:37.435	7	15.317
3750m	3:53.240	7	15.805
4000m	4:08.667	7	15.427

No 7 - Russia (RUS)			
Distance	Time	Rank	Lap Time
250m			
500m			
750m			
1000m			
1250m			
1500m			
1750m			
2000m			
2250m			
2500m			
2750m			
3000m			
3250m			
3500m			
3750m			
4000m			

No 8 - Ukraine (UKR)			
Distance	Time	Rank	Lap Time
250m	21.230	9	21.230
500m	36.055	9	14.825
750m	50.968	8	14.913
1000m	1:05.771	7	14.803
1250m	1:20.528	8	14.757
1500m	1:35.254	7	14.726
1750m	1:50.265	6	15.011
2000m	2:05.625	7	15.360
2250m	2:20.560	7	14.935
2500m	2:35.702	7	15.142
2750m	2:51.410	8	15.708
3000m	3:06.551	8	15.141
3250m	3:21.875	7	15.324
3500m	3:37.681	8	15.806
3750m	3:53.372	8	15.691
4000m	4:08.736	8	15.364



25-29 March 2009

**Men's Team Pursuit / Poursuite par équipes hommes**

**Qualifying / Qualifications**

**Analysis / Analyse**

Fri 27 Mar 2009

<b>No 9 - Germany (GER)</b>			
Distance	Time	Rank	Lap Time
250m	21.077	7	21.077
500m	36.052	8	14.975
750m	50.907	7	14.855
1000m	1:05.774	8	14.867
1250m	1:20.477	7	14.703
1500m	1:35.410	8	14.933
1750m	1:50.727	8	15.317
2000m	2:06.092	8	15.365
2250m	2:21.009	8	14.917
2500m	2:35.670	6	14.661
2750m	2:50.767	6	15.097
3000m	3:06.063	6	15.296
3250m	3:21.528	6	15.465
3500m	3:36.740	6	15.212
3750m	3:52.090	6	15.350
4000m	4:07.262	6	15.172

<b>No 10 - Spain (ESP)</b>			
Distance	Time	Rank	Lap Time
250m	21.427	11	21.427
500m	36.158	10	14.731
750m	50.767	6	14.609
1000m	1:05.328	6	14.561
1250m	1:19.963	5	14.635
1500m	1:34.774	5	14.811
1750m	1:49.685	5	14.911
2000m	2:04.458	5	14.773
2250m	2:19.094	5	14.636
2500m	2:33.787	5	14.693
2750m	2:48.875	5	15.088
3000m	3:03.846	5	14.971
3250m	3:18.818	5	14.972
3500m	3:33.765	5	14.947
3750m	3:49.295	5	15.530
4000m	4:04.485	5	15.190

<b>No 11 - New Zealand (NZL)</b>			
Distance	Time	Rank	Lap Time
250m	21.147	8	21.147
500m	35.648	4	14.501
750m	50.107	4	14.459
1000m	1:04.570	4	14.463
1250m	1:19.048	4	14.478
1500m	1:33.609	4	14.561
1750m	1:48.302	4	14.693
2000m	2:02.966	4	14.664
2250m	2:17.675	4	14.709
2500m	2:32.388	4	14.713
2750m	2:46.929	4	14.541
3000m	3:01.667	4	14.738
3250m	3:16.324	3	14.657
3500m	3:31.199	4	14.875
3750m	3:46.194	4	14.995
4000m	4:01.186	4	14.992

<b>No 12 - Australia (AUS)</b>			
Distance	Time	Rank	Lap Time
250m	20.578	2	20.578
500m	35.176	2	14.598
750m	49.514	2	14.338
1000m	1:03.879	3	14.365
1250m	1:18.533	3	14.654
1500m	1:33.172	3	14.639
1750m	1:47.818	3	14.646
2000m	2:02.581	3	14.763
2250m	2:17.428	3	14.847
2500m	2:32.085	3	14.657
2750m	2:46.802	3	14.717
3000m	3:01.560	3	14.758
3250m	3:16.460	4	14.900
3500m	3:31.089	2	14.629
3750m	3:45.753	2	14.664
4000m	4:00.581	2	14.828

25-29 March 2009

**Men's Team Pursuit / Poursuite par équipes hommes**

**Qualifying / Qualifications**

**Analysis / Analyse**

Fri 27 Mar 2009

No 13 - Denmark (DEN)			
Distance	Time	Rank	Lap Time
250m	20.955	5	20.955
500m	35.424	3	14.469
750m	49.521	3	14.097
1000m	1:03.549	2	14.028
1250m	1:17.641	1	14.092
1500m	1:31.983	1	14.342
1750m	1:46.532	1	14.549
2000m	2:01.036	1	14.504
2250m	2:15.620	1	14.584
2500m	2:30.202	1	14.582
2750m	2:45.059	1	14.857
3000m	3:00.102	1	15.043
3250m	3:15.013	1	14.911
3500m	3:30.073	1	15.060
3750m	3:45.323	1	15.250
4000m	3:59.892	1	14.569

No 14 - Great Britain (GBR)			
Distance	Time	Rank	Lap Time
250m	20.380	1	20.380
500m	34.777	1	14.397
750m	49.090	1	14.313
1000m	1:03.387	1	14.297
1250m	1:17.949	2	14.562
1500m	1:32.635	2	14.686
1750m	1:47.164	2	14.529
2000m	2:01.677	2	14.513
2250m	2:16.732	2	15.055
2500m	2:31.761	2	15.029
2750m	2:46.416	2	14.655
3000m	3:01.050	2	14.634
3250m	3:16.170	2	15.120
3500m	3:31.187	3	15.017
3750m	3:45.825	3	14.638
4000m	4:00.818	3	14.993

**Men's Team Pursuit / Poursuite par équipes hommes**

**Qualifying / Qualifications**

**Results / Résultats**

Fri 27 Mar 2009 - Race distance: 4000m

<b>World Record</b>	3:53.314 GBR - Great Britain	Beijing (CHN)	18 AUG 2008
---------------------	------------------------------	---------------	-------------

Rank	Country / Name	1000m	2000m	3000m	Time	Speed
			1000-2000	2000-3000	3000-4000	Km/h
<b>1</b>	<b>DEN - Denmark</b>	1:03.549 (2)	2:01.036 (1)	3:00.102 (1)	<b>3:59.892</b>	60.027
	90 JORGENSEN Casper		57.487 (1)	59.066 (3)	59.790 (4)	
	92 MADSEN Jens-Erik					
	93 MORKOV Michael					
	94 RASMUSSEN Alex					
<b>2</b>	<b>AUS - Australia</b>	1:03.879 (3)	2:02.581 (3)	3:01.560 (3)	<b>4:00.581</b>	59.855
	4 BOBRIDGE Jack		58.702 (4)	58.979 (2)	59.021 (1)	
	5 DENNIS Rohan					
	7 HOWARD Leigh					
	8 MEYER Cameron					
<b>3</b>	<b>GBR - Great Britain</b>	1:03.387 (1)	2:01.677 (2)	3:01.050 (2)	<b>4:00.818</b>	59.796
	128 BELLIS Jonathan		58.290 (2)	59.373 (4)	59.768 (3)	
	129 BURKE Steven					
	131 CLANCY Edward					
	135 KENNAUGH Peter					
<b>4</b>	<b>NZL - New Zealand</b>	1:04.570 (4)	2:02.966 (4)	3:01.667 (4)	<b>4:01.186</b>	59.704
	235 GOUGH Westley		58.396 (3)	58.701 (1)	59.519 (2)	
	236 LATHAM Peter					
	237 RYAN Marc					
	238 SERGENT Jesse					
<b>5</b>	<b>ESP - Spain</b>	1:05.328 (6)	2:04.458 (5)	3:03.846 (5)	<b>4:04.485</b>	58.899
	98 ESCOBAR ROURE Sergi		59.130 (5)	59.388 (5)	1:00.639 (5)	
	104 MUNTANER JUANEDA David					
	106 TAULER LLULL Antonio					
	107 TERUEL ROVIRA Eloy					
<b>6</b>	<b>GER - Germany</b>	1:05.774 (8)	2:06.092 (8)	3:06.063 (6)	<b>4:07.262</b>	58.237
	149 BENGSCHE Robert		1:00.318 (9)	59.971 (6)	1:01.199 (6)	
	151 BOMMEL Henning					
	154 GRETSCH Patrick					
	156 KLUGE Roger					
<b>7</b>	<b>NED - Netherlands</b>	1:05.301 (5)	2:05.358 (6)	3:06.494 (7)	<b>4:08.667</b>	57.908
	217 HEIMANS Levi		1:00.057 (7)	1:01.136 (10)	1:02.173 (8)	
	218 JONKMAN Geert-Jan					
	224 VAN DER ZWET Arno					
	226 ZIJLSTRA Sipke					
<b>8</b>	<b>UKR - Ukraine</b>	1:05.771 (7)	2:05.625 (7)	3:06.551 (8)	<b>4:08.736</b>	57.892
	299 DIUDIA Volodymyr		59.854 (6)	1:00.926 (9)	1:02.185 (9)	
	302 POLATAYKO Lyubomyr					
	303 RADIONOV Mykhaylo					
	305 SHCHEDOV Vitaliy					
<b>9</b>	<b>BEL - Belgium</b>	1:06.915 (12)	2:07.388 (11)	3:07.485 (9)	<b>4:08.825</b>	57.871
	25 CORNU Dominique		1:00.473 (10)	1:00.097 (7)	1:01.340 (7)	
	27 DE POORTERE Ingmar					
	30 STEELS Stijn					
	32 VLASSELAER Maarten					

25-29 March 2009

Communiqué no. 54

**Men's Team Pursuit / Poursuite par équipes hommes**

**Qualifying / Qualifications**

**Results / Résultats**

Fri 27 Mar 2009 - Race distance: 4000m

<b>World Record</b>	3:53.314 GBR - Great Britain	Beijing (CHN)	18 AUG 2008
---------------------	------------------------------	---------------	-------------

Rank	Country / Name	1000m	2000m	3000m	Time	Speed
			1000-2000	2000-3000	3000-4000	Km/h
10	<b>COL - Colombia</b>	1:06.181 (9)	2:06.691 (9)	3:07.557 (10)	<b>4:10.111</b>	57.574
	61 ARANGO CARVAJAL Juan Esteban		1:00.510 (11)	1:00.866 (8)	1:02.554 (13)	
	62 CASTRO LAVERDE Arles Antonio					
	63 AVILA VANEGAS Edwin Alcibiades					
	67 URAN ARROYABE Carlos Alberto					
11	<b>CHN - China</b>	1:06.548 (11)	2:06.825 (10)	3:08.599 (11)	<b>4:10.886</b>	57.396
	44 CHEN Libin		1:00.277 (8)	1:01.774 (13)	1:02.287 (11)	
	45 LI Wei					
	48 MA Teng					
	49 QU Xuelong					
12	<b>FRA - France</b>	1:06.322 (10)	2:07.772 (12)	3:09.334 (12)	<b>4:11.544</b>	57.246
	116 DEPREEUW Arnaud		1:01.450 (12)	1:01.562 (11)	1:02.210 (10)	
	117 DUVAL Julien					
	118 GUINAUDEAU Ronan					
	119 JEANNIN Mickael					
13	<b>POL - Poland</b>	1:07.884 (13)	2:09.340 (13)	3:11.054 (13)	<b>4:13.454</b>	56.815
	247 GLOWACKI Dawid		1:01.456 (13)	1:01.714 (12)	1:02.400 (12)	
	248 KASPERKIEWICZ Piotr					
	250 KUREK Adrian					
	254 SREDZINKI Jakub					
	<b>RUS - Russia</b>				<b>DNS</b>	
	267 KAIKOV Valery					
	270 KRASNOV Leonid					
	275 SHCHEKUNOV Vladimir					
	276 VOLKOV Stanislav					

**Qualification rule:**

Fastest 2 teams race for gold (on 27 Mar), and 3rd and 4th teams race for bronze (on 27 Mar).

Communiqué approved by the President of the Commissaires Panel:

.....

**Legend:**

**DNS** Did Not Start

**Men's Team Pursuit / Poursuite par équipes hommes**

**Finals / Finales**

**Start List / Liste de départ**

Fri 27 Mar 2009 - Race distance: 4000m

<b>World Record</b>	3:53.314	GBR - Great Britain	Beijing (CHN)	18 AUG 2008
---------------------	----------	---------------------	---------------	-------------

Heat	Race Number	Country / Name	Time
FOR BRONZE		<b>GBR - Great Britain</b>	_____
	128	BELLIS Jonathan	
	129	BURKE Steven	
	131	CLANCY Edward	
	135	KENNAUGH Peter	
		<b>NZL - New Zealand</b>	_____
	235	GOUGH Westley	
	236	LATHAM Peter	
	237	RYAN Marc	
	238	SERGEANT Jesse	
FOR GOLD		<b>DEN - Denmark</b>	_____
	89	CHRISTENSEN Michael Faerk	
	90	JORGENSEN Casper	
	92	MADSEN Jens-Erik	
	94	RASMUSSEN Alex	
		<b>AUS - Australia</b>	_____
	4	BOBRIDGE Jack	
	5	DENNIS Rohan	
	7	HOWARD Leigh	
	8	MEYER Cameron	

Communiqué approved by the President of the Commissaires Panel:

.....

**Note:**  
The composition of the teams may be subject to change up to one hour before the start of the race

25-29 March 2009

**Men's Team Pursuit / Poursuite par équipes hommes**

**Finals / Finales**

**Analysis / Analyse**

Fri 27 Mar 2009

No 14 - Great Britain (GBR)			
Distance	Time	Rank	Lap Time
125m	13.082	2	
250m	20.779	2	20.779
375m	28.227	2	
500m	35.486	2	14.707
625m	42.825	2	
750m	50.064	2	14.578
875m	57.352	2	
1000m	1:04.466	2	14.402
1125m	1:11.696	2	
1250m	1:18.909	2	14.443
1375m	1:26.324	2	
1500m	1:33.748	2	14.839
1625m	1:41.018	2	
1750m	1:48.258	2	14.510
1875m	1:55.601	2	
2000m	2:02.964	2	14.706
2125m	2:10.316	2	
2250m	2:17.845	2	14.881
2375m	2:25.396	2	
2500m	2:32.742	2	14.897
2625m	2:40.127	2	
2750m	2:47.591	2	14.849
2875m	2:55.027	2	
3000m	3:02.381	2	14.790
3125m	3:09.777	2	
3250m	3:17.274	2	14.893
3375m	3:24.588	2	
3500m	3:32.022	2	14.748
3625m	3:39.527	2	
3750m	3:47.069	2	15.047
3875m	3:54.450	2	
4000m	4:01.838	2	14.769

No 11 - New Zealand (NZL)			
Distance	Time	Rank	Lap Time
125m	12.992	1	
250m	20.651	1	20.651
375m	27.797	1	
500m	34.917	1	14.266
625m	42.028	1	
750m	49.336	1	14.419
875m	56.470	1	
1000m	1:03.718	1	14.382
1125m	1:10.856	1	
1250m	1:18.121	1	14.403
1375m	1:25.288	1	
1500m	1:32.564	1	14.443
1625m	1:39.768	1	
1750m	1:47.188	1	14.624
1875m	1:54.465	1	
2000m	2:01.847	1	14.659
2125m	2:09.106	1	
2250m	2:16.476	1	14.629
2375m	2:23.877	1	
2500m	2:31.194	1	14.718
2625m	2:38.713	1	
2750m	2:46.089	1	14.895
2875m	2:53.506	1	
3000m	3:01.079	1	14.990
3125m	3:08.511	1	
3250m	3:16.113	1	15.034
3375m	3:23.437	1	
3500m	3:30.932	1	14.819
3625m	3:38.168	1	
3750m	3:45.578	1	14.646
3875m	3:52.881	1	
4000m	4:00.248	1	14.670



25-29 March 2009

**Men's Team Pursuit / Poursuite par équipes hommes**

**Finals / Finales**

**Analysis / Analyse**

Fri 27 Mar 2009

No 13 - Denmark (DEN)			
Distance	Time	Rank	Lap Time
125m	13.126	2	
250m	20.756	2	20.756
375m	27.870	2	
500m	35.000	2	14.244
625m	42.083	2	
750m	49.239	2	14.239
875m	56.261	2	
1000m	1:03.380	2	14.141
1125m	1:10.356	1	
1250m	1:17.459	1	14.079
1375m	1:24.467	1	
1500m	1:31.628	1	14.169
1625m	1:38.819	1	
1750m	1:46.140	1	14.512
1875m	1:53.324	1	
2000m	2:00.654	1	14.514
2125m	2:07.896	1	
2250m	2:15.256	1	14.602
2375m	2:22.378	1	
2500m	2:29.452	1	14.196
2625m	2:36.683	1	
2750m	2:43.964	1	14.512
2875m	2:51.420	1	
3000m	2:58.826	1	14.862
3125m	3:06.345	1	
3250m	3:13.622	1	14.796
3375m	3:20.862	1	
3500m	3:28.258	1	14.636
3625m	3:35.749	1	
3750m	3:43.360	1	15.102
3875m	3:50.918	1	
4000m	3:58.246	1	14.886

No 12 - Australia (AUS)			
Distance	Time	Rank	Lap Time
125m	12.660	1	
250m	20.372	1	20.372
375m	27.532	1	
500m	34.698	1	14.326
625m	41.767	1	
750m	48.919	1	14.221
875m	55.970	1	
1000m	1:03.165	1	14.246
1125m	1:10.419	2	
1250m	1:17.577	2	14.412
1375m	1:24.857	2	
1500m	1:32.080	2	14.503
1625m	1:39.435	2	
1750m	1:46.671	2	14.591
1875m	1:54.025	2	
2000m	2:01.247	2	14.576
2125m	2:08.576	2	
2250m	2:15.762	2	14.515
2375m	2:22.859	2	
2500m	2:30.105	2	14.343
2625m	2:37.505	2	
2750m	2:44.735	2	14.630
2875m	2:52.030	2	
3000m	2:59.577	2	14.842
3125m	3:07.068	2	
3250m	3:14.678	2	15.101
3375m	3:21.987	2	
3500m	3:29.224	2	14.546
3625m	3:36.444	2	
3750m	3:43.888	2	14.664
3875m	3:51.455	2	
4000m	3:58.863	2	14.975

25-29 March 2009

Communiqué no. 69

**Men's Team Pursuit / Poursuite par équipes hommes**  
**Results and Final Classification / Résultats et classement final**  
 Fri 27 Mar 2009 - Race distance: 4000m

<b>World Record</b>	3:53.314	GBR - Great Britain	Beijing (CHN)	18 AUG 2008
---------------------	----------	---------------------	---------------	-------------

Rank	Country / Name	1000m	2000m	3000m	Time	Speed		
			1000-2000	2000-3000	3000-4000	Km/h		
GOLD	1	<b>DEN - Denmark</b>	1:03.380 (2)	2:00.654 (1)	2:58.826 (1)	<b>3:58.246</b>	60.441	
		89 CHRISTENSEN Michael Faerk		57.274 (1)	58.172 (1)	59.420 (2)		
		90 JORGENSEN Casper						
		92 MADSEN Jens-Erik						
		94 RASMUSSEN Alex						
SILVER	2	<b>AUS - Australia</b>	1:03.165 (1)	2:01.247 (2)	2:59.577 (2)	<b>3:58.863</b>	60.285	
		4 BOBRIDGE Jack		58.082 (2)	58.330 (2)	59.286 (1)		
		5 DENNIS Rohan						
		7 HOWARD Leigh						
		8 MEYER Cameron						
BRONZE	3	<b>NZL - New Zealand</b>	1:03.718 (1)	2:01.847 (1)	3:01.079 (1)	<b>4:00.248</b>	59.938	
		235 GOUGH Westley		58.129 (1)	59.232 (1)	59.169 (2)		
		236 LATHAM Peter						
		237 RYAN Marc						
		238 SERGENT Jesse						
		4	<b>GBR - Great Britain</b>	1:04.466 (2)	2:02.964 (2)	3:02.381 (2)	<b>4:01.838</b>	59.543
		128 BELLIS Jonathan		58.498 (2)	59.417 (2)	59.457 (1)		
		129 BURKE Steven						
		131 CLANCY Edward						
		135 KENNAUGH Peter						
		5	ESP - Spain					
		6	GER - Germany					
		7	NED - Netherlands					
	8	UKR - Ukraine						
	9	BEL - Belgium						
	10	COL - Colombia						
	11	CHN - China						
	12	FRA - France						
	13	POL - Poland						
		RUS - Russia						

Communiqué approved by the President of the Commissaires Panel:

.....



**2009 UCI TRACK CYCLING  
WORLD CHAMPIONSHIPS**

**PRUSZKÓW  
POLAND**

25-29 March 2009

Communiqué no. 11

**Men's Team Sprint / Vitesse par équipes hommes**

**Qualifying / Qualifications**

**Start List / Liste de départ**

Wed 25 Mar 2009 - Race distance: 3 laps

Heat	Race Number	Country / Name	Time
1		<b>GRE - Greece</b>	_____
	169	BRETAS Sotirios	
	170	VOLIKAKIS Christos	
	171	VOLIKAKIS Zafeirios	
		<b>TRI - Trinidad &amp; Tobago</b>	_____
	296	KELLAR Azikiwe	
	297	SELLIER Christopher	
	319	MCLEAN Haseem	
	2		<b>COL - Colombia</b>
64		MARIN CERMENO Jonathan	
65		NARVAEZ ROMERO Leonardo Alfredo	
66		SANCHEZ CASTILLO Hernan	
		<b>CZE - Czech Republic</b>	_____
78		BABEK Tomas	
81		DITZEL Filip	
86		PTACNIK Adam	
3			<b>MAS - Malaysia</b>
	212	AWANG Azizulhasni	
	215	NG ONN LAM Josiah	
	216	TISIN Mohd Rizal	
		<b>ESP - Spain</b>	_____
	95	ALONSO CASTILLO David	
	96	ALONSO RUBIO Alvaro	
	102	MAZQUIARAN URIA Hodei	
	4		<b>RUS - Russia</b>
263		BORISOV Sergey	
271		KUCHEROV Sergey	
274		SAVITSKIY Valentin	
		<b>CHN - China</b>	_____
46		LI Wen Hao	
50		ZHANG Lei	
53		ZHANG Zixiang	
5			<b>UKR - Ukraine</b>
	298	BOLIBRUKH Yevhen	
	306	TSYUPYK Yuriy	
	307	VYNOKUROV Andrii	
		<b>POL - Poland</b>	_____
	244	BIELECKI Maciej	
	249	KUCZYNSKI Kamil	
	251	KWIATKOWSKI Lukasz	





Men's Team Sprint / Vitesse par équipes hommes

Qualifying / Qualifications

Start List / Liste de départ

Wed 25 Mar 2009 - Race distance: 3 laps

Heat	Race Number	Country / Name	Time
6		<b>AUS - Australia</b>	_____
	6	ELLIS Daniel	
	11	PERKINS Shane	
	12	SUNDERLAND Scott	
		<b>GER - Germany</b>	_____
	152	ENDERS Rene	
	153	FORSTEMANN Robert	
	158	NIMKE Stefan	
	7		<b>GBR - Great Britain</b>
132		CRAMPTON Matthew	
136		KENNY Jason	
138		STAFF Jamie	
		<b>NED - Netherlands</b>	_____
220		MULDER Teun	
222		SCHMIDT Yondi	
225		VELDT Tim	
8			<b>FRA - France</b>
	113	BAUGE Grégory	
	115	D'ALMEIDA Michaël	
	124	SIREAU Kévin	
		<b>JPN - Japan</b>	_____
	195	NARITA Kazuya	
	196	NITTA Yudai	
	198	WATANABE Kazunari	

**Qualification rule:**

Fastest 2 riders race for gold (on 25 Mar), and 3rd and 4th riders race for bronze (on 25 Mar).

Communiqué approved by the President of the Commissaires Panel:

.....

**Note:**

Because of variable track lengths there are no records kept for this event. The composition of the teams may be subject to change up to the start of the race



25-29 March 2009

**Men's Team Sprint / Vitesse par équipes hommes**

**Qualifying / Qualifications**

**Analysis / Analyse**

Wed 25 Mar 2009

No 15 - Greece (GRE)			
Distance	Time	Rank	Lap Time
125m	11.318	12	
250m	18.630	14	18.630
375m	25.354	13	
500m	32.148	13	13.518
625m	39.225	13	
750m	46.578	13	14.430

No 16 - Trinidad & Tobago (TRI)			
Distance	Time	Rank	Lap Time
125m			
250m			
375m			
500m			
625m			
750m			

No 13 - Colombia (COL)			
Distance	Time	Rank	Lap Time
125m	11.429	14	
250m	18.618	13	18.618
375m	25.417	14	
500m	32.429	14	13.811
625m	39.517	15	
750m	46.729	15	14.300

No 14 - Czech Republic (CZE)			
Distance	Time	Rank	Lap Time
125m	11.717	15	
250m	19.086	15	19.086
375m	25.789	15	
500m	32.625	15	13.539
625m	39.490	14	
750m	46.594	14	13.969

No 11 - Malaysia (MAS)			
Distance	Time	Rank	Lap Time
125m	11.124	9	
250m	17.992	7	17.992
375m	24.628	7	
500m	31.386	9	13.394
625m	38.183	9	
750m	44.996	6	13.610

No 12 - Spain (ESP)			
Distance	Time	Rank	Lap Time
125m	11.103	8	
250m	18.016	8	18.016
375m	24.747	9	
500m	31.621	10	13.605
625m	38.594	11	
750m	45.771	12	14.150

No 9 - Russia (RUS)			
Distance	Time	Rank	Lap Time
125m	11.276	10	
250m	18.250	10	18.250
375m	24.886	10	
500m	31.697	11	13.447
625m	38.567	10	
750m	45.513	10	13.816

No 10 - China (CHN)			
Distance	Time	Rank	Lap Time
125m	11.408	13	
250m	18.433	12	18.433
375m	24.942	11	
500m	31.322	8	12.889
625m	38.096	8	
750m	45.201	9	13.879

No 7 - Ukraine (UKR)			
Distance	Time	Rank	Lap Time
125m	11.317	11	
250m	18.413	11	18.413
375m	25.196	12	
500m	32.018	12	13.605
625m	38.749	12	
750m	45.713	11	13.695

No 8 - Poland (POL)			
Distance	Time	Rank	Lap Time
125m	10.901	4	
250m	17.940	6	17.940
375m	24.526	6	
500m	31.259	5	13.319
625m	37.972	5	
750m	44.865	5	13.606



25-29 March 2009

Men's Team Sprint / Vitesse par équipes hommes

Qualifying / Qualifications

Analysis / Analyse

Wed 25 Mar 2009

No 5 - Australia (AUS)			
Distance	Time	Rank	Lap Time
125m	10.780	3	
250m	17.575	2	17.575
375m	24.017	3	
500m	30.611	3	13.036
625m	37.299	4	
750m	44.115	4	13.504

No 6 - Germany (GER)			
Distance	Time	Rank	Lap Time
125m	10.727	2	
250m	17.583	3	17.583
375m	24.047	4	
500m	30.658	4	13.075
625m	37.263	3	
750m	43.911	3	13.253

No 3 - Great Britain (GBR)			
Distance	Time	Rank	Lap Time
125m	10.903	5	
250m	17.653	4	17.653
375m	23.999	2	
500m	30.394	2	12.741
625m	36.947	2	
750m	43.738	2	13.344

No 4 - Netherlands (NED)			
Distance	Time	Rank	Lap Time
125m	11.082	7	
250m	18.179	9	18.179
375m	24.737	8	
500m	31.318	7	13.139
625m	38.050	6	
750m	44.999	7	13.681

No 1 - France (FRA)			
Distance	Time	Rank	Lap Time
125m	10.701	1	
250m	17.343	1	17.343
375m	23.701	1	
500m	30.187	1	12.844
625m	36.724	1	
750m	43.614	1	13.427

No 2 - Japan (JPN)			
Distance	Time	Rank	Lap Time
125m	10.931	6	
250m	17.865	5	17.865
375m	24.478	5	
500m	31.265	6	13.400
625m	38.084	7	
750m	45.139	8	13.874



**Men's Team Sprint / Vitesse par équipes hommes**

**Qualifying / Qualifications**

**Results / Résultats**

Wed 25 Mar 2009 - Race distance: 3 laps

Rank	Country / Name	Lap 1	Lap 2	Time	Speed
			Lap 1-2	Lap 2-3	Km/h
1	<b>FRA - France</b> 113 BAUGE Grégory 115 D'ALMEIDA Michaël 124 SIREAU Kévin	17.343 (1)	30.187 (1) 12.844 (2)	<b>43.614</b> 13.427 (3)	61.906
2	<b>GBR - Great Britain</b> 132 CRAMPTON Matthew 136 KENNY Jason 138 STAFF Jamie	17.653 (4)	30.394 (2) 12.741 (1)	<b>43.738</b> 13.344 (2)	61.731
3	<b>GER - Germany</b> 152 ENDERS Rene 153 FORSTEMANN Robert 158 NIMKE Stefan	17.583 (3)	30.658 (4) 13.075 (5)	<b>43.911</b> 13.253 (1)	61.488
4	<b>AUS - Australia</b> 6 ELLIS Daniel 11 PERKINS Shane 12 SUNDERLAND Scott	17.575 (2)	30.611 (3) 13.036 (4)	<b>44.115</b> 13.504 (4)	61.203
5	<b>POL - Poland</b> 244 BIELECKI Maciej 249 KUCZYNSKI Kamil 251 KWIATKOWSKI Lukasz	17.940 (6)	31.259 (5) 13.319 (7)	<b>44.865</b> 13.606 (5)	60.180
6	<b>MAS - Malaysia</b> 212 AWANG Azizulhasni 215 NG ONN LAM Josiah 216 TISIN Mohd Rizal	17.992 (7)	31.386 (9) 13.394 (8)	<b>44.996</b> 13.610 (6)	60.005
7	<b>NED - Netherlands</b> 220 MULDER Teun 222 SCHMIDT Yondi 225 VELDT Tim	18.179 (9)	31.318 (7) 13.139 (6)	<b>44.999</b> 13.681 (7)	60.001
8	<b>JPN - Japan</b> 195 NARITA Kazuya 196 NITTA Yudai 198 WATANABE Kazunari	17.865 (5)	31.265 (6) 13.400 (9)	<b>45.139</b> 13.874 (10)	59.815
9	<b>CHN - China</b> 46 LI Wen Hao 50 ZHANG Lei 53 ZHANG Zixiang	18.433 (12)	31.322 (8) 12.889 (3)	<b>45.201</b> 13.879 (11)	59.733
10	<b>RUS - Russia</b> 263 BORISOV Sergey 271 KUCHEROV Sergey 274 SAVITSKIY Valentin	18.250 (10)	31.697 (11) 13.447 (10)	<b>45.513</b> 13.816 (9)	59.323
11	<b>UKR - Ukraine</b> 298 BOLIBRUKH Yevhen 306 TSYUPYK Yuriy 307 VYNOKUROV Andrii	18.413 (11)	32.018 (12) 13.605 (13)	<b>45.713</b> 13.695 (8)	59.064

**Men's Team Sprint / Vitesse par équipes hommes**  
**Qualifying / Qualifications**  
**Results / Résultats**

Wed 25 Mar 2009 - Race distance: 3 laps

Rank	Country / Name	Lap 1	Lap 2	Time	Speed
			Lap 1-2	Lap 2-3	Km/h
12	<b>ESP - Spain</b>	18.016 (8)	31.621 (10)	<b>45.771</b>	58.989
	95 ALONSO CASTILLO David		13.605 (13)	14.150 (13)	
	96 ALONSO RUBIO Alvaro				
	102 MAZQUIARAN URIA Hodei				
13	<b>GRE - Greece</b>	18.630 (14)	32.148 (13)	<b>46.578</b>	57.967
	169 BRETAS Sotirios		13.518 (11)	14.430 (15)	
	170 VOLIKAKIS Christos				
	171 VOLIKAKIS Zafeirios				
14	<b>CZE - Czech Republic</b>	19.086 (15)	32.625 (15)	<b>46.594</b>	57.947
	78 BABEK Tomas		13.539 (12)	13.969 (12)	
	81 DITZEL Filip				
	86 PTACNIK Adam				
15	<b>COL - Colombia</b>	18.618 (13)	32.429 (14)	<b>46.729</b>	57.779
	64 MARIN CERMENO Jonathan		13.811 (15)	14.300 (14)	
	65 NARVAEZ ROMERO Leonardo Alfredo				
	66 SANCHEZ CASTILLO Hernan				
	<b>TRI - Trinidad &amp; Tobago</b>			<b>DNS</b>	
	296 KELLAR Azikiwe				
	297 SELLIER Christopher				
	319 MCLEAN Haseem				

**Qualification rule:**

Fastest 2 riders race for gold (on 25 Mar), and 3rd and 4th riders race for bronze (on 25 Mar).

Communiqué approved by the President of the Commissaires Panel:

.....

**Note:**

Because of variable track lengths there are no records kept for this event

**Legend:**

**DNS** Did Not Start



**Men's Team Sprint / Vitesse par équipes hommes**

**Finals / Finales**

**Start List / Liste de départ**

Wed 25 Mar 2009 - Race distance: 3 laps

Heat	Race Number	Country / Name	Time
FOR BRONZE		<b>GER - Germany</b>	_____
	152	ENDERS Rene	
	153	FORSTEMANN Robert	
	158	NIMKE Stefan	
		<b>AUS - Australia</b>	_____
	6	ELLIS Daniel	
	11	PERKINS Shane	
	12	SUNDERLAND Scott	
FOR GOLD		<b>FRA - France</b>	_____
	113	BAUGE Grégory	
	115	D'ALMEIDA Michaël	
	124	SIREAU Kévin	
		<b>GBR - Great Britain</b>	_____
	132	CRAMPTON Matthew	
	136	KENNY Jason	
	138	STAFF Jamie	

Communiqué approved by the President of the Commissaires Panel:

.....

**Note:**  
Because of variable track lengths there are no records kept for this event. The composition of the teams may be subject to change up to the start of the race

25-29 March 2009

**Men's Team Sprint / Vitesse par équipes hommes**

**Finals / Finales**

**Analysis / Analyse**

Wed 25 Mar 2009

<b>No 6 - Germany (GER)</b>			
Distance	Time	Rank	Lap Time
125m	10.690	1	
250m	17.562	2	17.562
375m	23.972	1	
500m	30.617	2	13.055
625m	37.172	1	
750m	43.912	1	13.295

<b>No 5 - Australia (AUS)</b>			
Distance	Time	Rank	Lap Time
125m	10.724	2	
250m	17.550	1	17.550
375m	24.001	2	
500m	30.557	1	13.007
625m	37.221	2	
750m	43.986	2	13.429

<b>No 1 - France (FRA)</b>			
Distance	Time	Rank	Lap Time
125m	10.740	1	
250m	17.374	1	17.374
375m	23.722	1	
500m	30.181	1	12.807
625m	36.708	1	
750m	43.510	1	13.329

<b>No 3 - Great Britain (GBR)</b>			
Distance	Time	Rank	Lap Time
125m	10.784	2	
250m	17.537	2	17.537
375m	23.917	2	
500m	30.331	2	12.794
625m	36.946	2	
750m	43.869	2	13.538

**Men's Team Sprint / Vitesse par équipes hommes**  
**Results and Final Classification / Résultats et classement final**

Wed 25 Mar 2009 - Race distance: 3 laps

	Rank	Country / Name	Lap 1	Lap 2	Time	Speed
				Lap 1-2	Lap 2-3	Km/h
GOLD	1	<b>FRA - France</b>	17.374 (1)	30.181 (1)	<b>43.510</b>	62.054
		113 BAUGE Grégory		12.807 (2)	13.329 (1)	
		114 BOURGAIN Mickaël				
		124 SIREAU Kévin				
SILVER	2	<b>GBR - Great Britain</b>	17.537 (2)	30.331 (2)	<b>43.869</b>	61.546
		132 CRAMPTON Matthew		12.794 (1)	13.538 (2)	
		136 KENNY Jason				
		138 STAFF Jamie				
BRONZE	3	<b>GER - Germany</b>	17.562 (2)	30.617 (2)	<b>43.912</b>	61.486
		152 ENDERS Rene		13.055 (2)	13.295 (1)	
		153 FORSTEMANN Robert				
		158 NIMKE Stefan				
	4	<b>AUS - Australia</b>	17.550 (1)	30.557 (1)	<b>43.986</b>	61.383
		6 ELLIS Daniel		13.007 (1)	13.429 (2)	
		11 PERKINS Shane				
		12 SUNDERLAND Scott				
	5	POL - Poland				
	6	MAS - Malaysia				
	7	NED - Netherlands				
	8	JPN - Japan				
	9	CHN - China				
	10	RUS - Russia				
	11	UKR - Ukraine				
	12	ESP - Spain				
	13	GRE - Greece				
	14	CZE - Czech Republic				
	15	COL - Colombia				
		TRI - Trinidad & Tobago				

Communiqué approved by the President of the Commissaires Panel:

.....

**Note:**  
 Because of variable track lengths there are no records kept for this event



**2009 UCI TRACK CYCLING  
WORLD CHAMPIONSHIPS**

**PRUSZKÓW  
POLAND**

25-29 March 2009

Communiqué no. 24

**Men's Keirin / Keirin hommes**

**First Round / Premier tour**

**Start List / Liste de départ**

Thu 26 Mar 2009 - Race distance: 8 laps

Heat	Race Number	Name	Country Code
1	6	ELLIS Daniel	AUS
	86	PTACNIK Adam	CZE
	124	SIREAU Kévin	FRA
	136	KENNY Jason	GBR
	150	BERGEMANN Carsten	GER
	220	MULDER Teun	NED
	307	VYNOKUROV Andrii	UKR
2	11	PERKINS Shane	AUS
	65	NARVAEZ ROMERO Leonardo Alfredo	COL
	102	MAZQUIARAN URIA Hodei	ESP
	157	LEVY Maximilian	GER
	170	VOLIKAKIS Christos	GRE
	215	NG ONN LAM Josiah	MAS
	249	KUCZYNSKI Kamil	POL
3	99	ESCUREDO RAIMONDEZ José Antonio	ESP
	132	CRAMPTON Matthew	GBR
	198	WATANABE Kazunari	JPN
	212	AWANG Azizulhasni	MAS
	239	VAN VELTHOOVEN Simon	NZL
	263	BORISOV Sergey	RUS
4	297	SELLIER Christopher	TRI
	10	NIBLETT Jason	AUS
	24	FORDE Barry	BAR
	42	SMITH Travis	CAN
	123	PERVIS François	FRA
	134	EDGAR Ross	GBR
	197	SATO Tomokazu	JPN
222	SCHMIDT Yondi	NED	

**Qualification rule:**

First 2 riders in each heat qualify to second round (on 26 Mar), remainder to first round repechage (on 26 Mar).

Communiqué approved by the President of the Commissaires Panel:

.....

**Note:**

No records are kept for this event





**2009 UCI TRACK CYCLING  
WORLD CHAMPIONSHIPS**

**PRUSZKÓW  
POLAND**

25-29 March 2009

Communiqué no. 31

**Men's Keirin / Keirin hommes**

**First Round / Premier tour**

**Results / Résultats**

Thu 26 Mar 2009 - Race distance: 8 laps

Heat	Rank	Race Number	Name	Country Code
1	1	150	<b>BERGEMANN Carsten</b>	<b>GER</b>
	2	220	<b>MULDER Teun</b>	<b>NED</b>
	3	136	KENNY Jason	GBR
	4	6	ELLIS Daniel	AUS
	5	86	PTACNIK Adam	CZE
	6	307	VYNOKUROV Andrii	UKR
	7	124	SIREAU Kévin	FRA
2	1	157	<b>LEVY Maximilian</b>	<b>GER</b>
	2	11	<b>PERKINS Shane</b>	<b>AUS</b>
	3	249	KUCZYNSKI Kamil	POL
	4	170	VOLIKAKIS Christos	GRE
	5	215	NG ONN LAM Josiah	MAS
	6	65	NARVAEZ ROMERO Leonardo Alfredo	COL
	7	102	MAZQUIARAN URIA Hodei	ESP
3	1	263	<b>BORISOV Sergey</b>	<b>RUS</b>
	2	212	<b>AWANG Azizulhasni</b>	<b>MAS</b>
	3	297	SELLIER Christopher	TRI
	4	99	ESCUREDO RAIMONDEZ José Antonio	ESP
	5	132	CRAMPTON Matthew	GBR
	6	239	VAN VELTHOOVEN Simon	NZL
	7	198	WATANABE Kazunari	JPN
4	1	123	<b>PERVIS François</b>	<b>FRA</b>
	2	10	<b>NIBLETT Jason</b>	<b>AUS</b>
	3	42	SMITH Travis	CAN
	4	222	SCHMIDT Yondi	NED
	5	134	EDGAR Ross	GBR
	6	197	SATO Tomokazu	JPN
	7	24	FORDE Barry	BAR

**Qualification rule:**

First 2 riders in each heat qualify to second round (on 26 Mar), remainder to first round repechage (on 26 Mar).

**Nr 24 FORDE Barry**

Warning for crowding his/her opponent with the intention of causing him to slow down  
Avertissement pour avoir tassé l'adversaire dans le but de le faire ralentir

Communiqué approved by the President of the Commissaires Panel:

.....

**Note:**

No records are kept for this event





Men's Keirin / Keirin hommes  
First Round Repechage / Repêchage premier tour  
Start List / Liste de départ

Thu 26 Mar 2009 - Race distance: 8 laps

Heat	Race Number	Name	Country Code
1	65	NARVAEZ ROMERO Leonardo Alfredo	COL
	124	SIREAU Kévin	FRA
	132	CRAMPTON Matthew	GBR
	136	KENNY Jason	GBR
	222	SCHMIDT Yondi	NED
2	24	FORDE Barry	BAR
	99	ESCUREDO RAIMONDEZ José Antonio	ESP
	215	NG ONN LAM Josiah	MAS
	249	KUCZYNSKI Kamil	POL
	307	VYNOKUROV Andrii	UKR
3	86	PTACNIK Adam	CZE
	170	VOLIKAKIS Christos	GRE
	197	SATO Tomokazu	JPN
	198	WATANABE Kazunari	JPN
	297	SELLIER Christopher	TRI
4	6	ELLIS Daniel	AUS
	42	SMITH Travis	CAN
	102	MAZQUIARAN URIA Hodei	ESP
	134	EDGAR Ross	GBR
	239	VAN VELTHOOVEN Simon	NZL

**Qualification rule:**

First 1 rider in each heat qualify to second round (on 26 Mar).

Communiqué approved by the President of the Commissaires Panel:

.....

**Note:**

No records are kept for this event





2009 UCI TRACK CYCLING  
WORLD CHAMPIONSHIPS

PRUSZKÓW  
POLAND

25-29 March 2009

Communiqué no. 35

Men's Keirin / Keirin hommes  
First Round Repechage / Repêchage premier tour  
Results / Résultats

Thu 26 Mar 2009 - Race distance: 8 laps

Heat	Rank	Race Number	Name	Country Code
1	1	132	<b>CRAMPTON Matthew</b>	<b>GBR</b>
	2	136	KENNY Jason	GBR
	3	222	SCHMIDT Yondi	NED
	4	65	NARVAEZ ROMERO Leonardo Alfredo	COL
	5	124	SIREAU Kévin	FRA
2	1	215	<b>NG ONN LAM Josiah</b>	<b>MAS</b>
	2	99	ESCUREDO RAIMONDEZ José Antonio	ESP
	3	249	KUCZYNSKI Kamil	POL
	4	307	VYNOKUROV Andrii	UKR
	REL	24	FORDE Barry	BAR
3	1	170	<b>VOLIKAKIS Christos</b>	<b>GRE</b>
	2	86	PTACNIK Adam	CZE
	3	297	SELLIER Christopher	TRI
	4	197	SATO Tomokazu	JPN
	5	198	WATANABE Kazunari	JPN
4	1	134	<b>EDGAR Ross</b>	<b>GBR</b>
	2	102	MAZQUIARAN URIA Hodei	ESP
	3	239	VAN VELTHOOVEN Simon	NZL
	4	6	ELLIS Daniel	AUS
	5	42	SMITH Travis	CAN

**Qualification rule:**

First 1 rider in each heat qualify to second round (on 26 Mar).

**Nr 24 FORDE Barry**

Relegation for dangerous riding in the final bend  
Déclassement pour manoeuvre dangereuse dans le dernier virage

Communiqué approved by the President of the Commissaires Panel:

**Note:**

No records are kept for this event

**Legend:**

REL Relegated





**2009 UCI TRACK CYCLING  
WORLD CHAMPIONSHIPS**

**PRUSZKÓW  
POLAND**

25-29 March 2009

Communiqué no. 36

**Men's Keirin / Keirin hommes  
Second Round / Deuxième tour  
Start List / Liste de départ**

Thu 26 Mar 2009 - Race distance: 8 laps

Heat	Race Number	Name	Country Code
1	11	PERKINS Shane	AUS
	123	PERVIS François	FRA
	132	CRAMPTON Matthew	GBR
	134	EDGAR Ross	GBR
	150	BERGEMANN Carsten	GER
	212	AWANG Azizulhasni	MAS
2	10	NIBLETT Jason	AUS
	157	LEVY Maximilian	GER
	170	VOLIKAKIS Christos	GRE
	215	NG ONN LAM Josiah	MAS
	220	MULDER Teun	NED
	263	BORISOV Sergey	RUS

**Qualification rule:**

First 3 riders in each heat qualify to final 1-6 (on 26 Mar) and the others to final 7-12 (on 26 Mar).

Communiqué approved by the President of the Commissaires Panel:

.....

**Note:**  
No records are kept for this event





**Men's Keirin / Keirin hommes**  
**Second Round / Deuxième tour**  
**Results / Résultats**

Thu 26 Mar 2009 - Race distance: 8 laps

Heat	Rank	Race Number	Name	Country Code
1	1	123	<b>PERVIS François</b>	<b>FRA</b>
	2	132	<b>CRAMPTON Matthew</b>	<b>GBR</b>
	3	134	<b>EDGAR Ross</b>	<b>GBR</b>
	4	212	AWANG Azizulhasni	MAS
	5	11	PERKINS Shane	AUS
	6	150	BERGEMANN Carsten	GER
2	1	157	<b>LEVY Maximilian</b>	<b>GER</b>
	2	263	<b>BORISOV Sergey</b>	<b>RUS</b>
	3	220	<b>MULDER Teun</b>	<b>NED</b>
	4	215	NG ONN LAM Josiah	MAS
	5	170	VOLIKAKIS Christos	GRE
	6	10	NIBLETT Jason	AUS

**Qualification rule:**

First 3 riders in each heat qualify to final 1-6 (on 26 Mar) and the others to final 7-12 (on 26 Mar).

Communiqué approved by the President of the Commissaires Panel:

.....

**Note:**

No records are kept for this event

**Men's Keirin / Keirin hommes**

**Finals / Finales**

**Start List / Liste de départ**

Thu 26 Mar 2009 - Race distance: 8 laps

Heat	Race Number	Name	Country Code
Final 7-12	10	NIBLETT Jason	AUS
	11	PERKINS Shane	AUS
	150	BERGEMANN Carsten	GER
	170	VOLIKAKIS Christos	GRE
	212	AWANG Azizulhasni	MAS
	215	NG ONN LAM Josiah	MAS
Final 1-6	123	PERVIS François	FRA
	132	CRAMPTON Matthew	GBR
	134	EDGAR Ross	GBR
	157	LEVY Maximilian	GER
	220	MULDER Teun	NED
	263	BORISOV Sergey	RUS

Communiqué approved by the President of the Commissaires Panel:

.....

**Note:**  
No records are kept for this event

**Men's Keirin / Keirin hommes**

**Results and Final Classification / Résultats et classement final**

Thu 26 Mar 2009 - Race distance: 8 laps

Heat	Rank	Race Number	Name	Country Code
Final 1-6	1	157	LEVY Maximilian	GER
	2	123	PERVIS François	FRA
	3	220	MULDER Teun	NED
	4	134	EDGAR Ross	GBR
	5	132	CRAMPTON Matthew	GBR
	6	263	BORISOV Sergey	RUS
Final 7-12	7	11	PERKINS Shane	AUS
	8	150	BERGEMANN Carsten	GER
	9	170	VOLIKAKIS Christos	GRE
	10	215	NG ONN LAM Josiah	MAS
	11	212	AWANG Azizulhasni	MAS
	12	10	NIBLETT Jason	AUS
	13	86	PTACNIK Adam	CZE
	13	99	ESCUREDO RAIMONDEZ José Antonio	ESP
	13	102	MAZQUIARAN URIA Hodei	ESP
	13	136	KENNY Jason	GBR
	17	222	SCHMIDT Yondi	NED
	17	239	VAN VELTHOOVEN Simon	NZL
	17	249	KUCZYNSKI Kamil	POL
	17	297	SELLIER Christopher	TRI
	21	6	ELLIS Daniel	AUS
	21	65	NARVAEZ ROMERO Leonardo Alfredo	COL
	21	197	SATO Tomokazu	JPN
	21	307	VYNOKUROV Andrii	UKR
	25	42	SMITH Travis	CAN
	25	124	SIREAU Kévin	FRA
	25	198	WATANABE Kazunari	JPN

Communiqué approved by the President of the Commissaires Panel:

.....

**Note:**  
No records are kept for this event

**Men's Scratch / Scratch hommes**

**Final / Finale**

**Start List / Liste de départ**

Thu 26 Mar 2009 - Race distance: 60 laps (15km)

Race Number	Name	Country Code
<b>At the fence</b>		
1	COLLA Angel Dario	ARG
9	MEYER Travis	AUS
21	MUELLER Andreas	AUT
29	MERTENS Tim	BEL
37	LISOUSKI Aliaksandr	BLR
41	BELL Zachary	CAN
67	URAN ARROYABE Carlos Alberto	COL
83	HOCHMANN Jiri	CZE
101	LEANIZBARRUTIA CRUZ Iban	ESP
120	KNEISKY Morgan	FRA
130	CAVENDISH Mark	GBR
<b>At the blue band</b>		
155	KALZ Marcel	GER
173	KWOK Ho Ting	HKG
181	BUTTAZZONI Alex	ITA
194	MORI Kazuhiro	JPN
223	STROETINGA Wim	NED
234	GODFREY Hayden	NZL
253	RATAJCZYK Rafal	POL
269	KOVALEV Ivan	RUS
287	MARVULLI Franco	SUI
291	ZABKA Jozef	SVK
313	HOLLOWAY Daniel	USA

Communiqué approved by the President of the Commissaires Panel:

.....

**Note:**  
No records are kept for this event

**Men's Scratch / Scratch hommes**

**Final / Finale**

**Results / Résultats**

Thu 26 Mar 2009 - Race distance: 60 laps (15km)

Rank	Race Number	Name	Country Code	Laps Down
1	120	KNEISKY Morgan	FRA	
2	1	COLLA Angel Dario	ARG	
3	21	MUELLER Andreas	AUT	
4	9	MEYER Travis	AUS	
5	194	MORI Kazuhiro	JPN	
6	269	KOVALEV Ivan	RUS	
7	130	CAVENDISH Mark	GBR	-1
8	234	GODFREY Hayden	NZL	-1
9	37	LISOUSKI Aliaksandr	BLR	-1
10	67	URAN ARROYABE Carlos Alberto	COL	-1
11	181	BUTTAZZONI Alex	ITA	-1
12	155	KALZ Marcel	GER	-1
13	83	HOCHMANN Jiri	CZE	-1
14	291	ZABKA Jozef	SVK	-1
15	173	KWOK Ho Ting	HKG	-1
16	41	BELL Zachary	CAN	-1
17	29	MERTENS Tim	BEL	-1
18	313	HOLLOWAY Daniel	USA	-1
19	253	RATAJCZYK Rafal	POL	-1
20	223	STROETINGA Wim	NED	-1
21	287	MARVULLI Franco	SUI	-1
DNF	101	LEANIZBARRUTIA CRUZ Iban	ESP	

Communiqué approved by the President of the Commissaires Panel:

.....

**Note:**  
No records are kept for this event

**Men's Points Race / Course aux points hommes**

**Final / Finale**

**Start List / Liste de départ**

Wed 25 Mar 2009 - Race distance: 160 laps (40km) with 16 sprints

Race Number	Name	Country Code
-------------	------	--------------

**At the fence**

1	KIRYIENKA Vasili	BLR
2	MEYER Cameron	AUS
3	KADLEC Milan	CZE
4	RATAJCZYK Rafal	POL
5	WONG Kam Po	HKG
6	NEWTON Chris	GBR
7	TERUEL ROVIRA Eloy	ESP
8	BELL Zachary	CAN
9	MORI Kazuhiro	JPN
10	SEO Joon Yong	KOR
11	RYBIN Volodymyr	UKR
12	VIVIANI Elia	ITA

**At the blue band**

13	KREUTZFELDT Daniel	DEN
14	KNEISKY Morgan	FRA
15	LIGHTHART Pim	NED
16	GRAF Andreas	AUT
17	KLUGE Roger	GER
18	PEARCE Colby	USA
19	LYALCO Alexey	KAZ
20	KRASNOV Leonid	RUS
21	DE KETELE Kenny	BEL
22	AESCHBACH Alexander	SUI
23	GARRIDO MAYORGA Martin	ARG
24	ARANGO CARVAJAL Juan Esteban	COL

Communiqué approved by the President of the Commissaires Panel:

.....

**Note:**  
No records are kept for this event



2009 UCI TRACK CYCLING  
WORLD CHAMPIONSHIPS

PRUSZKÓW  
POLAND

25-29 March 2009

Communiqué no. 18

Men's Points Race / Course aux points hommes

Final / Finale

Results / Résultats

Wed 25 Mar 2009 - Race distance: 160 laps (40km) with 16 sprints

Elapsed time: **46:45.420**

Average Speed: **51.329 Km/h**

Rank	Race No	Name	Countr Code	Sprint Number																Finish Order	Lap Points			Total Points	
				1	2	3	4	5	6	7	8	9	10	11	12	13	14	15	16		+	-	Balance		
1	2	MEYER Cameron	AUS	1								5			5	5	3	5		13				24	
2	13	KREUTZFELDT Daniel	DEN			5	1				5			3			5	3		12				22	
3	6	NEWTON Chris	GBR	3	5	1						2	3	2	2		1		2	3				21	
4	7	TERUEL ROVIRA Eloy	ESP			2			5	5		3		1	1				7					17	
5	1	KIRYIENKA Vasili	BLR		1		3					5				1		5	1					15	
6	18	PEARCE Colby	USA				5				1	2		3	3				5					14	
7	17	KLUGE Roger	GER	5				5								2		1	17					13	
8	5	WONG Kam Po	HKG				3							5					18					8	
9	8	BELL Zachary	CAN	2			2											2	11					6	
10	3	KADLEC Milan	CZE					3			3								15					6	
11	9	MORI Kazuhiro	JPN					2			2	1							10					5	
12	21	DE KETELE Kenny	BEL						3	2									16					5	
13	14	KNEISKY Morgan	FRA															3	2					3	
14	23	GARRIDO MAYORGA Martin	ARG														2	1	4					3	
15	11	RYBIN Volodymyr	UKR					1	1	1									20					3	
16	24	ARANGO CARVAJAL Juan	COL		2														6					2	
17	22	AESCHBACH Alexander	SUI								1								9					1	
18	12	VIVIANI Elia	ITA																19		20			-20	
19	15	LIGTHART Pim	NED																22		20			-20	
20	10	SEO Joon Yong	KOR						2	3									8		40			-40	
21	19	LYALKO Alexey	KAZ																14		40			-40	
22	16	GRAF Andreas	AUT																21		40			-40	
	4	RATAJCZYK Rafal	POL		3																20			DNF	
	20	KRASNOV Leonid	RUS																			20			DNF

Communiqué approved by the President of the Commissaires Panel:

.....

**Note:**  
No records are kept for this event

**Legend:**  
DNF Did Not Finish    No Number    + Points gained    - Points lost



**Men's Madison / Madison hommes**

**Final / Finale**

**Start List / Liste de départ**

Sat 28 Mar 2009 - Race distance: 200 laps (50km) with 10 sprints

Race Number	Colour	Country Code	Name
1	BLACK RED	GBR	CAVENDISH Mark KENNAUGH Peter
2	BLACK RED	GER	KLUGE Roger POLLACK Olaf
3	BLACK RED	DEN	MORKOV Michael RASMUSSEN Alex
4	BLACK RED	BEL	DE KETELE Kenny MERTENS Tim
5	BLACK RED	SUI	AESCHBACH Alexander MARVULLI Franco
6	BLACK RED	ESP	ELORRIAGA ZUBIAUR Unai MUNTANER JUANEDA David
7	BLACK RED	FRA	DUVAL Julien KNEISKY Morgan
8	BLACK RED	ARG	DONADIO Sebastian GARRIDO MAYORGA Martin
9	BLACK RED	RUS	IGNATIEV Mikhail MARKOV Alexei
10	BLACK RED	COL	ARANGO CARVAJAL Juan Esteban URAN ARROYABE Carlos Alberto
11	BLACK RED	AUS	HOWARD Leigh MEYER Cameron
12	BLACK RED	ITA	CICCONE Angelo VIVIANI Elia
13	BLACK RED	POL	BUJKO Lukasz RATAJCZYK Rafal
14	BLACK RED	CZE	BLAHA Martin HOCHMANN Jiri
15	BLACK RED	AUT	GRAF Andreas MUELLER Andreas
16	BLACK RED	NED	LIGTHART Pim STROETINGA Wim
17	BLACK RED	UKR	LAGKUTI Sergiy RADIONOV Mykhaylo



**Men's Madison / Madison hommes**

**Final / Finale**

**Start List / Liste de départ**

Sat 28 Mar 2009 - Race distance: 200 laps (50km) with 10 sprints

Race Number	Colour	Country Code	Name
18	BLACK	USA	HOLLOWAY Daniel
	RED		PEARCE Colby

Communiqué approved by the President of the Commissaires Panel:

.....

**Note:**  
No records are kept for this event



2009 UCI TRACK CYCLING  
WORLD CHAMPIONSHIPS

PRUSZKÓW  
POLAND

25-29 March 2009

Communiqué no. 99 Rectificatif 1

Men's Madison / Madison hommes

Final / Finale

Results / Résultats

Sat 28 Mar 2009 - Race distance: 200 laps (50km) with 10 sprints

Elapsed time: 55:11.980

Average Speed: 54.348 Km/h

Rank	Race Number	Name	Sprint Number										Finish Order	Points	Laps Down		
			1	2	3	4	5	6	7	8	9	10					
1	3	<b>DEN - Denmark</b> MORKOV Michael RASMUSSEN Alex	5		5	2		5		5					10	22	
2	11	<b>AUS - Australia</b> HOWARD Leigh MEYER Cameron						2							7	2	
3	14	<b>CZE - Czech Republic</b> BLAHA Martin HOCHMANN Jiri													15	0	
4	4	<b>BEL - Belgium</b> DE KETELE Kenny MERTENS Tim	2	5			2		5				3	2	17	-1	
5	2	<b>GER - Germany</b> KLUGE Roger POLLACK Olaf		1	3			3		3	3	2		3	15	-1	
6	1	<b>GBR - Great Britain</b> CAVENDISH Mark KENNAUGH Peter	1	3		3	3				1	2		5	13	-1	
7	12	<b>ITA - Italy</b> CICCONE Angelo VIVIANI Elia		2		5		1		2				6	10	-1	
8	18	<b>USA - United States</b> HOLLOWAY Daniel PEARCE Colby			1				1			5		1	7	-1	
9	17	<b>UKR - Ukraine</b> LAGKUTI Sergiy RADIONOV Mykhaylo												8	0	-1	
10	5	<b>SUI - Switzerland</b> AESCHBACH Alexander MARVULLI Franco												12	0	-1	
11	16	<b>NED - Netherlands</b> LIGTHART Pim STROETINGA Wim												18	0	-1	
12	6	<b>ESP - Spain</b> ELORRIAGA ZUBIAUR Unai MUNTANER JUANEDA David	3				1		3					9	7	-2	
13	13	<b>POL - Poland</b> BUJKO Lukasz RATAJCZYK Rafal			2						5			17	7	-2	
14	8	<b>ARG - Argentina</b> DONADIO Sebastian GARRIDO MAYORGA Martin					5				1			14	6	-2	
15	9	<b>RUS - Russia</b> IGNATIEV Mikhail MARKOV Alexei				1			2					16	3	-2	
16	7	<b>FRA - France</b> DUVAL Julien KNEISKY Morgan										1		4	1	-2	



Mazowsze.  
serce Polski



SWISS WATCHES SINCE 1853



**2009 UCI TRACK CYCLING  
WORLD CHAMPIONSHIPS**

**PRUSZKÓW  
POLAND**

25-29 March 2009

Communiqué no. 99 Rectificatif 1

**Men's Madison / Madison hommes**

**Final / Finale**

**Results / Résultats**

Sat 28 Mar 2009 - Race distance: 200 laps (50km) with 10 sprints

Elapsed time: **55:11.980**

Average Speed: **54.348 Km/h**

Rank	Race Number	Name	Sprint Number										Finish Order	Points	Laps Down	
			1	2	3	4	5	6	7	8	9	10				
17	15	<b>AUT - Austria</b>												11	0	-2
		GRAF Andreas														
		MUELLER Andreas														
18	10	<b>COL - Colombia</b>												13	0	-2
		ARANGO CARVAJAL Juan														
		URAN ARROYABE Carlos Alberto														

Communiqué approved by the President of the Commissaires Panel:

.....

**Note:**  
No records are kept for this event



**Men's Omnium / Omnium hommes  
Sprint 200m t.t. / Vitesse 200m c.l.m.**

**Start List / Liste de départ**

Sun 29 Mar 2009 - Race distance: 200m flying start (3.5 laps)

<b>World Record</b>	9.772	BOS Theo	NED	Moscow (RUS)	16 DEC 2006
---------------------	-------	----------	-----	--------------	-------------

Order	Race Number	Name	Country Code	Time
1	41	BELL Zachary	CAN	_____
2	91	KREUTZFELDT Daniel	DEN	_____
3	173	KWOK Ho Ting	HKG	_____
4	82	DOSTAL Jan	CZE	_____
5	1	COLLA Angel Dario	ARG	_____
6	37	LISOUSKI Aliaksandr	BLR	_____
7	62	CASTRO LAVERDE Arles Antonio	COL	_____
8	7	HOWARD Leigh	AUS	_____
9	265	ERSHOV Artur	RUS	_____
10	108	TORRES BARCELO Albert	ESP	_____
11	30	STEELS Stijn	BEL	_____
12	253	RATAJCZYK Rafal	POL	_____
13	128	BELLIS Jonathan	GBR	_____
14	225	VELDT Tim	NED	_____
15	299	DIUDIA Volodymyr	UKR	_____
16	148	BARTKO Robert	GER	_____
17	315	PHINNEY Taylor	USA	_____
18	234	GODFREY Hayden	NZL	_____

Communiqué approved by the President of the Commissaires Panel:

.....

**Men's Omnium / Omnium hommes  
Sprint 200m t.t. / Vitesse 200m c.l.m.**

**Results / Résultats**

Sun 29 Mar 2009 - Race distance: 200m flying start (3.5 laps)

<b>World Record</b>	9.772 BOS Theo	NED	Moscow (RUS)	16 DEC 2006
---------------------	----------------	-----	--------------	-------------

Rank	Race Number	Name	Country Code	100m	Time 100-200	Speed Km/h
1	234	GODFREY Hayden	NZL	5.231 (2)	<b>10.502</b> 5.271 (1)	68.558
2	225	VELDT Tim	NED	5.227 (1)	<b>10.534</b> 5.307 (2)	68.350
3	41	BELL Zachary	CAN	5.342 (3)	<b>10.756</b> 5.414 (3)	66.939
4	7	HOWARD Leigh	AUS	5.419 (5)	<b>10.915</b> 5.496 (4)	65.964
5	315	PHINNEY Taylor	USA	5.418 (4)	<b>10.917</b> 5.499 (5)	65.952
6	148	BARTKO Robert	GER	5.449 (6)	<b>10.968</b> 5.519 (6)	65.645
7	82	DOSTAL Jan	CZE	5.479 (7)	<b>11.119</b> 5.640 (10)	64.754
8	1	COLLA Angel Dario	ARG	5.558 (10)	<b>11.129</b> 5.571 (7)	64.695
9	30	STEELS Stijn	BEL	5.535 (9)	<b>11.147</b> 5.612 (8)	64.591
10	253	RATAJCZYK Rafal	POL	5.513 (8)	<b>11.215</b> 5.702 (12)	64.199
11	265	ERSHOV Artur	RUS	5.606 (12)	<b>11.227</b> 5.621 (9)	64.131
12	108	TORRES BARCELO Albert	ESP	5.558 (10)	<b>11.280</b> 5.722 (14)	63.829
13	299	DIUDIA Volodymyr	UKR	5.618 (13)	<b>11.283</b> 5.665 (11)	63.812
14	91	KREUTZFELDT Daniel	DEN	5.633 (14)	<b>11.339</b> 5.706 (13)	63.497
15	128	BELLIS Jonathan	GBR	5.641 (15)	<b>11.407</b> 5.766 (15)	63.119
16	37	LISOUSKI Aliaksandr	BLR	5.736 (17)	<b>11.588</b> 5.852 (16)	62.133
17	173	KWOK Ho Ting	HKG	5.713 (16)	<b>11.624</b> 5.911 (18)	61.940
18	62	CASTRO LAVERDE Arles Antonio	COL	5.736 (17)	<b>11.629</b> 5.893 (17)	61.914

Communiqué approved by the President of the Commissaires Panel:

.....

**Men's Omnium / Omnium hommes**

**Scratch / Scratch**

**Start List / Liste de départ**

Sun 29 Mar 2009 - Race distance: 30 laps (7.5km)

Race Number	Name	Country Code
1	COLLA Angel Dario	ARG
7	HOWARD Leigh	AUS
30	STEELS Stijn	BEL
37	LISOUSKI Aliaksandr	BLR
41	BELL Zachary	CAN
62	CASTRO LAVERDE Arles Antonio	COL
82	DOSTAL Jan	CZE
91	KREUTZFELDT Daniel	DEN
108	TORRES BARCELO Albert	ESP
128	BELLIS Jonathan	GBR
148	BARTKO Robert	GER
173	KWOK Ho Ting	HKG
225	VELDT Tim	NED
234	GODFREY Hayden	NZL
253	RATAJCZYK Rafal	POL
265	ERSHOV Artur	RUS
299	DIUDIA Volodymyr	UKR
315	PHINNEY Taylor	USA

Communiqué approved by the President of the Commissaires Panel:

.....

**Note:**  
No records are kept for this event

**Men's Omnium / Omnium hommes**

**Scratch / Scratch**

**Results / Résultats**

Sun 29 Mar 2009 - Race distance: 30 laps (7.5km)

Rank	Race Number	Name	Country Code	Laps Down
1	148	BARTKO Robert	GER	
2	7	HOWARD Leigh	AUS	
3	299	DIUDIA Volodymyr	UKR	
4	41	BELL Zachary	CAN	
5	173	KWOK Ho Ting	HKG	
6	1	COLLA Angel Dario	ARG	
7	253	RATAJCZYK Rafal	POL	
8	234	GODFREY Hayden	NZL	
9	265	ERSHOV Artur	RUS	
10	108	TORRES BARCELO Albert	ESP	
11	91	KREUTZFELDT Daniel	DEN	
12	37	LISOUSKI Aliaksandr	BLR	
13	82	DOSTAL Jan	CZE	
14	315	PHINNEY Taylor	USA	
15	128	BELLIS Jonathan	GBR	
16	225	VELDT Tim	NED	
17	62	CASTRO LAVERDE Arles Antonio	COL	
18	30	STEELS Stijn	BEL	-1

Communiqué approved by the President of the Commissaires Panel:

.....

**Note:**  
No records are kept for this event

**Men's Omnium / Omnium hommes**  
**Individual Pursuit / Poursuite individuelle**  
**Start List / Liste de départ**  
 Sun 29 Mar 2009 - Race distance: 3000m

Heat	Race Number	Name	Country Code	Time
1	62	CASTRO LAVERDE Arles Antonio	COL	_____
2	37	LISOUSKI Aliaksandr	BLR	_____
	128	BELLIS Jonathan	GBR	_____
3	173	KWOK Ho Ting	HKG	_____
	91	KREUTZFELDT Daniel	DEN	_____
4	265	ERSHOV Artur	RUS	_____
	108	TORRES BARCELO Albert	ESP	_____
5	315	PHINNEY Taylor	USA	_____
	82	DOSTAL Jan	CZE	_____
6	253	RATAJCZYK Rafal	POL	_____
	225	VELDT Tim	NED	_____
7	1	COLLA Angel Dario	ARG	_____
	299	DIUDIA Volodymyr	UKR	_____
8	148	BARTKO Robert	GER	_____
	234	GODFREY Hayden	NZL	_____
9	7	HOWARD Leigh	AUS	_____
	41	BELL Zachary	CAN	_____

Communiqué approved by the President of the Commissaires Panel:

.....



**Men's Omnium / Omnium hommes**  
**Individual Pursuit / Poursuite individuelle**  
**Results / Résultats**  
 Sun 29 Mar 2009 - Race distance: 3000m

Rank	Race Number	Name	Country Code	1000m	2000m 1000-2000	Time 2000-3000	Speed Km/h
1	299	DIUDIA Volodymyr	UKR	1:08.593 (2)	2:12.269 (1) 1:03.676 (1)	<b>3:17.055</b> 1:04.786 (3)	54.807
2	315	PHINNEY Taylor	USA	1:09.245 (3)	2:13.476 (3) 1:04.231 (4)	<b>3:17.387</b> 1:03.911 (2)	54.714
3	265	ERSHOV Artur	RUS	1:09.260 (4)	2:13.391 (2) 1:04.131 (3)	<b>3:19.501</b> 1:06.110 (7)	54.135
4	225	VELDT Tim	NED	1:07.500 (1)	2:13.549 (4) 1:06.049 (11)	<b>3:19.819</b> 1:06.270 (8)	54.048
5	148	BARTKO Robert	GER	1:10.485 (7)	2:16.391 (9) 1:05.906 (9)	<b>3:20.005</b> 1:03.614 (1)	53.998
6	41	BELL Zachary	CAN	1:11.549 (11)	2:15.264 (5) 1:03.715 (2)	<b>3:21.113</b> 1:05.849 (6)	53.701
7	128	BELLIS Jonathan	GBR	1:10.545 (8)	2:16.371 (8) 1:05.826 (8)	<b>3:22.014</b> 1:05.643 (4)	53.461
8	7	HOWARD Leigh	AUS	1:10.423 (6)	2:16.339 (7) 1:05.916 (10)	<b>3:22.025</b> 1:05.686 (5)	53.458
9	108	TORRES BARCELO Albert	ESP	1:10.992 (9)	2:16.641 (10) 1:05.649 (6)	<b>3:23.544</b> 1:06.903 (9)	53.059
10	234	GODFREY Hayden	NZL	1:10.205 (5)	2:16.015 (6) 1:05.810 (7)	<b>3:23.563</b> 1:07.548 (10)	53.054
11	91	KREUTZFELDT Daniel	DEN	1:12.345 (15)	2:17.179 (11) 1:04.834 (5)	<b>3:25.597</b> 1:08.418 (12)	52.529
12	62	CASTRO LAVERDE Arles Antonio	COL	1:11.143 (10)	2:18.621 (12) 1:07.478 (12)	<b>3:27.102</b> 1:08.481 (13)	52.148
13	82	DOSTAL Jan	CZE	1:11.789 (12)	2:21.128 (15) 1:09.339 (15)	<b>3:29.488</b> 1:08.360 (11)	51.554
14	253	RATAJCZYK Rafal	POL	1:12.222 (14)	2:19.902 (13) 1:07.680 (13)	<b>3:30.527</b> 1:10.625 (17)	51.299
15	37	LISOUSKI Aliaksandr	BLR	1:12.211 (13)	2:22.079 (16) 1:09.868 (17)	<b>3:30.927</b> 1:08.848 (14)	51.202
16	1	COLLA Angel Dario	ARG	1:12.960 (16)	2:21.080 (14) 1:08.120 (14)	<b>3:31.565</b> 1:10.485 (16)	51.048
17	173	KWOK Ho Ting	HKG	1:15.931 (17)	2:25.709 (17) 1:09.778 (16)	<b>3:36.082</b> 1:10.373 (15)	49.981

Communiqué approved by the President of the Commissaires Panel:

.....

**Men's Omnium / Omnium hommes**

**Points Race / Course aux points**

**Start List / Liste de départ**

Sun 29 Mar 2009 - Race distance: 60 laps (15km) with 6 sprints

Race Number	Name	Country Code
-------------	------	--------------

**At the fence**

1	COLLA Angel Dario	ARG
7	HOWARD Leigh	AUS
37	LISOUSKI Aliaksandr	BLR
41	BELL Zachary	CAN
62	CASTRO LAVERDE Arles Antonio	COL
82	DOSTAL Jan	CZE
91	KREUTZFELDT Daniel	DEN
108	TORRES BARCELO Albert	ESP
128	BELLIS Jonathan	GBR

**At the blue band**

148	BARTKO Robert	GER
173	KWOK Ho Ting	HKG
225	VELDT Tim	NED
234	GODFREY Hayden	NZL
253	RATAJCZYK Rafal	POL
265	ERSHOV Artur	RUS
299	DIUDIA Volodymyr	UKR
315	PHINNEY Taylor	USA

Communiqué approved by the President of the Commissaires Panel:

.....

**Note:**  
No records are kept for this event



2009 UCI TRACK CYCLING  
WORLD CHAMPIONSHIPS

PRUSZKÓW  
POLAND

25-29 March 2009

Communiqué no. 124

Men's Omnium / Omnium hommes

Points Race / Course aux points

Results / Résultats

Sun 29 Mar 2009 - Race distance: 60 laps (15km) with 6 sprints

Elapsed time: 17:34.263

Average Speed: 51.220 Km/h

Rank	Race No	Name	Country Code	Sprint Number						Finish Order	Lap Points			Total Points	
				1	2	3	4	5	6		+	-	Balance		
1	225	VELDT Tim	NED		3					5	1				8
2	7	HOWARD Leigh	AUS			5		3			10				8
3	299	DIUDIA Volodymyr	UKR	5				2			6				7
4	41	BELL Zachary	CAN		2				5		9				7
5	108	TORRES BARCELO Albert	ESP		5		1				11				6
6	91	KREUTZFELDT Daniel	DEN			3	3				14				6
7	148	BARTKO Robert	GER	1	1			1	2		3				5
8	173	KWOK Ho Ting	HKG				5				5				5
9	315	PHINNEY Taylor	USA			2	2				7				4
10	128	BELLIS Jonathan	GBR						3		2				3
11	37	LISOUSKI Aliaksandr	BLR	3							15				3
12	253	RATAJCZYK Rafal	POL	2							16				2
13	82	DOSTAL Jan	CZE						1		4				1
14	62	CASTRO LAVERDE Arles Antonio	COL			1					13				1
15	265	ERSHOV Artur	RUS								8				0
16	234	GODFREY Hayden	NZL								12				0
17	1	COLLA Angel Dario	ARG								17		20	-20	-20
	30	STEELS Stijn	BEL												DNS

Communiqué approved by the President of the Commissaires Panel:

.....

**Note:**  
No records are kept for this event

**Legend:**  
DNS Did Not Start    No Number    + Points gained    - Points lost



**Men's Omnium / Omnium hommes**

**Kilometre t.t. / Kilomètre t.t.**

**Start List / Liste de départ**

Sun 29 Mar 2009

<b>World Record</b>	58.875	TOURNANT Arnaud	FRA	LA PAZ (BOL)	10 OCT 2001
---------------------	--------	-----------------	-----	--------------	-------------

Heat	Race Number	Name	Country Code	Time
1	62	CASTRO LAVERDE Arles Antonio	COL	_____
2	173	KWOK Ho Ting	HKG	_____
	37	LISOUSKI Aliaksandr	BLR	_____
3	128	BELLIS Jonathan	GBR	_____
	1	COLLA Angel Dario	ARG	_____
4	253	RATAJCZYK Rafal	POL	_____
	82	DOSTAL Jan	CZE	_____
5	265	ERSHOV Artur	RUS	_____
	91	KREUTZFELDT Daniel	DEN	_____
6	234	GODFREY Hayden	NZL	_____
	108	TORRES BARCELO Albert	ESP	_____
7	225	VELDT Tim	NED	_____
	315	PHINNEY Taylor	USA	_____
8	148	BARTKO Robert	GER	_____
	299	DIUDIA Volodymyr	UKR	_____
9	7	HOWARD Leigh	AUS	_____
	41	BELL Zachary	CAN	_____

Communiqué approved by the President of the Commissaires Panel:

.....

## Men's Omnium / Omnium hommes

## Kilometre t.t. / Kilomètre t.t.

## Results / Résultats

Sun 29 Mar 2009

<b>World Record</b>	58.875	TOURNANT Arnaud	FRA	LA PAZ (BOL)	10 OCT 2001
---------------------	--------	-----------------	-----	--------------	-------------

Rank	Race Number	Name	Country Code	250m	500m 250-500	750m 500-750	Time 750-1000	Speed Km/h
1	225	VELDT Tim	NED	19.480 (2)	33.738 (2) 14.258 (1)	48.090 (1) 14.352 (3)	<b>1:03.089</b> 14.999 (2)	57.062
2	315	PHINNEY Taylor	USA	20.110 (5)	34.403 (4) 14.293 (3)	48.674 (3) 14.271 (1)	<b>1:03.458</b> 14.784 (1)	56.730
3	7	HOWARD Leigh	AUS	19.141 (1)	33.525 (1) 14.384 (4)	48.169 (2) 14.644 (5)	<b>1:03.533</b> 15.364 (5)	56.663
4	41	BELL Zachary	CAN	20.434 (7)	34.698 (6) 14.264 (2)	48.980 (4) 14.282 (2)	<b>1:04.296</b> 15.316 (4)	55.991
5	234	GODFREY Hayden	NZL	19.620 (3)	34.303 (3) 14.683 (7)	49.360 (5) 15.057 (9)	<b>1:04.736</b> 15.376 (6)	55.610
6	299	DIUDIA Volodymyr	UKR	20.903 (12)	35.408 (9) 14.505 (6)	49.966 (8) 14.558 (4)	<b>1:04.972</b> 15.006 (3)	55.408
7	148	BARTKO Robert	GER	20.298 (6)	35.072 (7) 14.774 (9)	49.965 (7) 14.893 (7)	<b>1:05.351</b> 15.386 (7)	55.087
8	82	DOSTAL Jan	CZE	20.004 (4)	34.431 (5) 14.427 (5)	49.511 (6) 15.080 (10)	<b>1:05.585</b> 16.074 (11)	54.890
9	265	ERSHOV Artur	RUS	20.815 (11)	35.588 (11) 14.773 (8)	50.470 (9) 14.882 (6)	<b>1:05.940</b> 15.470 (8)	54.595
10	108	TORRES BARCELO Albert	ESP	20.930 (13)	35.792 (13) 14.862 (10)	50.723 (11) 14.931 (8)	<b>1:06.255</b> 15.532 (9)	54.335
11	128	BELLIS Jonathan	GBR	20.448 (8)	35.343 (8) 14.895 (12)	50.504 (10) 15.161 (11)	<b>1:06.421</b> 15.917 (10)	54.199
12	253	RATAJCZYK Rafal	POL	20.566 (10)	35.428 (10) 14.862 (10)	50.760 (12) 15.332 (12)	<b>1:07.073</b> 16.313 (14)	53.672
13	1	COLLA Angel Dario	ARG	20.936 (14)	36.030 (14) 15.094 (14)	51.480 (14) 15.450 (13)	<b>1:07.792</b> 16.312 (13)	53.103
14	91	KREUTZFELDT Daniel	DEN	20.554 (9)	35.645 (12) 15.091 (13)	51.293 (13) 15.648 (14)	<b>1:07.870</b> 16.577 (16)	53.042
15	62	CASTRO LAVERDE Arles Antonio	COL	20.940 (15)	36.362 (15) 15.422 (16)	52.134 (15) 15.772 (16)	<b>1:08.427</b> 16.293 (12)	52.610
16	173	KWOK Ho Ting	HKG	21.229 (16)	36.832 (16) 15.603 (17)	52.491 (16) 15.659 (15)	<b>1:09.012</b> 16.521 (15)	52.164
17	37	LISOUSKI Aliaksandr	BLR	21.728 (17)	36.927 (17) 15.199 (15)	52.726 (17) 15.799 (17)	<b>1:09.395</b> 16.669 (17)	51.876
	30	STEELS Stijn	BEL				<b>DNS</b>	

Communiqué approved by the President of the Commissaires Panel:

**Legend:**  
**DNS** Did Not Start

**Men's Omnium / Omnium hommes**  
**Final Classification / Classement final**  
 Sun 29 Mar 2009

Rank	Bib	Name	Country Code	Sprint 200m t.t.	Scratch	Pursuit	Points Race	1km t.t.	Total
1	7	HOWARD Leigh	AUS	4	2	8	2	3	19
2	41	BELL Zachary	CAN	3	4	6	4	4	21
3	225	VELDT Tim	NED	2	16	4	1	1	24
4	299	DIUDIA Volodymyr	UKR	13	3	1	3	6	26
5	148	BARTKO Robert	GER	6	1	5	7	7	26
6	315	PHINNEY Taylor	USA	5	14	2	9	2	32
7	234	GODFREY Hayden	NZL	1	8	10	16	5	40
8	108	TORRES BARCELO Albert	ESP	12	10	9	5	10	46
9	265	ERSHOV Artur	RUS	11	9	3	15	9	47
10	82	DOSTAL Jan	CZE	7	13	13	13	8	54
11	253	RATAJCZYK Rafal	POL	10	7	14	12	12	55
12	91	KREUTZFELDT Daniel	DEN	14	11	11	6	14	56
13	128	BELLIS Jonathan	GBR	15	15	7	10	11	58
14	1	COLLA Angel Dario	ARG	8	6	16	17	13	60
15	173	KWOK Ho Ting	HKG	17	5	17	8	16	63
16	37	LISOUSKI Aliaksandr	BLR	16	12	15	11	17	71
17	62	CASTRO LAVERDE Arles Antonio	COL	18	17	12	14	15	76
18	30	STEELS Stijn	BEL	9	18				DNF

25-29 March 2009

Communiqué no. 51

**Women's Sprint / Vitesse femmes**

**Qualifying / Qualifications**

**Start List / Liste de départ**

Fri 27 Mar 2009 - Race distance: 200m flying start (3.5 laps)

<b>World Record</b>	10.831	SLYUSAREVA Olga	RUS	Moscou (RUS)	25 APR 1993
---------------------	--------	-----------------	-----	--------------	-------------

Order	Race Number	Name	Country Code	Time
1	320	PANARINA Olga	BLR	_____
2	146	VARNISH Jessica	GBR	_____
3	257	DABROWSKA Renata	POL	_____
4	167	VOGEL Kristina	GER	_____
5	18	MEARES Anna	AUS	_____
6	176	LEE Wai See	HKG	_____
7	295	HUANG Ting Ying	TPE	_____
8	191	FRISONI Elisa	ITA	_____
9	207	GAIVENYTE Gintare	LTU	_____
10	318	SULLIVAN Monique	CAN	_____
11	285	STRELTSOVA Olga	RUS	_____
12	71	GARCIA ORREGO Diana Maria	COL	_____
13	280	GRANKOVSKAYA Svetlana	RUS	_____
14	125	CLAIR Sandie	FRA	_____
15	168	WELTE Miriam	GER	_____
16	55	GONG Jinjie	CHN	_____
17	17	MCCULLOCH Kaarle	AUS	_____
18	311	SHULIKA Lyubov	UKR	_____
19	60	ZHENG Lulu	CHN	_____
20	227	HIJGENAAR Yvonne	NED	_____
21	76	GUERRA RODRIGUEZ Lisandra	CUB	_____
22	127	SANCHEZ Clara	FRA	_____
23	228	KANIS Willy	NED	_____
24	56	GUO Shuang	CHN	_____
25	208	KRUPECKAITE Simona	LTU	_____
26	143	PENDLETON Victoria	GBR	_____

**Qualification rule:**

Fastest 24 riders continue to 1/16 finals (on 27 Mar)

Communiqué approved by the President of the Commissaires Panel:

.....

**Women's Sprint / Vitesse femmes****Qualifying / Qualifications****Results / Résultats**

Fri 27 Mar 2009 - Race distance: 200m flying start (3.5 laps)

<b>World Record</b>	10.831	SLYUSAREVA Olga	RUS	Moscou (RUS)	25 APR 1993
---------------------	--------	-----------------	-----	--------------	-------------

Rank	Race Number	Name	Country Code	100m	Time 100-200	Speed Km/h
1	143	PENDLETON Victoria	GBR	5.424 (1)	<b>10.971</b> 5.547 (1)	65.627
2	208	KRUPECKAITE Simona	LTU	5.487 (2)	<b>11.134</b> 5.647 (3)	64.666
3	311	SHULIKA Lyubov	UKR	5.503 (4)	<b>11.148</b> 5.645 (2)	64.585
4	56	GUO Shuang	CHN	5.495 (3)	<b>11.154</b> 5.659 (5)	64.550
5	320	PANARINA Olga	BLR	5.527 (6)	<b>11.176</b> 5.649 (4)	64.423
6	228	KANIS Willy	NED	5.517 (5)	<b>11.226</b> 5.709 (6)	64.136
7	167	VOGEL Kristina	GER	5.616 (7)	<b>11.382</b> 5.766 (7)	63.257
8	17	MCCULLOCH Kaarle	AUS	5.616 (7)	<b>11.431</b> 5.815 (8)	62.986
9	127	SANCHEZ Clara	FRA	5.643 (9)	<b>11.477</b> 5.834 (9)	62.734
10	76	GUERRA RODRIGUEZ Lisandra	CUB	5.660 (10)	<b>11.498</b> 5.838 (10)	62.619
11	55	GONG Jinjie	CHN	5.667 (11)	<b>11.514</b> 5.847 (12)	62.532
12	295	HUANG Ting Ying	TPE	5.695 (13)	<b>11.536</b> 5.841 (11)	62.413
13	227	HIJGENAAR Yvonne	NED	5.718 (16)	<b>11.573</b> 5.855 (13)	62.213
14	191	FRISONI Elisa	ITA	5.704 (14)	<b>11.586</b> 5.882 (15)	62.143
15	168	WELTE Miriam	GER	5.688 (12)	<b>11.594</b> 5.906 (18)	62.101
16	125	CLAIR Sandie	FRA	5.711 (15)	<b>11.613</b> 5.902 (17)	61.999
17	285	STRELTSOVA Olga	RUS	5.764 (21)	<b>11.631</b> 5.867 (14)	61.903
18	60	ZHENG Lulu	CHN	5.745 (18)	<b>11.634</b> 5.889 (16)	61.887
19	318	SULLIVAN Monique	CAN	5.741 (17)	<b>11.702</b> 5.961 (19)	61.527
20	146	VARNISH Jessica	GBR	5.750 (19)	<b>11.775</b> 6.025 (20)	61.146
21	176	LEE Wai See	HKG	5.805 (22)	<b>11.901</b> 6.096 (21)	60.499
22	207	GAIVENYTE Gintare	LTU	5.761 (20)	<b>11.908</b> 6.147 (22)	60.463
23	71	GARCIA ORREGO Diana Maria	COL	5.941 (23)	<b>12.112</b> 6.171 (23)	59.445
24	257	DABROWSKA Renata	POL	6.108 (24)	<b>12.506</b> 6.398 (24)	57.572
	18	MEARES Anna	AUS		<b>DNS</b>	



25-29 March 2009

Communiqué no. 56

**Women's Sprint / Vitesse femmes**

**Qualifying / Qualifications**

**Results / Résultats**

Fri 27 Mar 2009 - Race distance: 200m flying start (3.5 laps)

<b>World Record</b>	10.831	SLYUSAREVA Olga	RUS	Moscou (RUS)	25 APR 1993
---------------------	--------	-----------------	-----	--------------	-------------

Rank	Race Number	Name	Country Code	100m	Time 100-200	Speed Km/h
	280	GRANKOVSKAYA Svetlana	RUS		DNS	

**Qualification rule:**

Fastest 24 riders continue to 1/16 finals (on 27 Mar)

Communiqué approved by the President of the Commissaires Panel:

.....

**Legend:**

**DNS** Did Not Start

**Women's Sprint / Vitesse femmes**

**1/16 Finals / 1/16 de finales**

**Start List / Liste de départ**

Fri 27 Mar 2009 - Race distance: 3 laps

Heat	Race Number	Name	Country Code	200m Time
1	143	PENDLETON Victoria	GBR	
	257	DABROWSKA Renata	POL	
2	71	GARCIA ORREGO Diana Maria	COL	
	208	KRUPECKAITE Simona	LTU	
3	207	GAIVENYTE Gintare	LTU	
	311	SHULIKA Lyubov	UKR	
4	56	GUO Shuang	CHN	
	176	LEE Wai See	HKG	
5	146	VARNISH Jessica	GBR	
	320	PANARINA Olga	BLR	
6	228	KANIS Willy	NED	
	318	SULLIVAN Monique	CAN	
7	60	ZHENG Lulu	CHN	
	167	VOGEL Kristina	GER	
8	17	MCCULLOCH Kaarle	AUS	
	285	STRELTSOVA Olga	RUS	
9	125	CLAIR Sandie	FRA	
	127	SANCHEZ Clara	FRA	
10	76	GUERRA RODRIGUEZ Lisandra	CUB	
	168	WELTE Miriam	GER	
11	55	GONG Jinjie	CHN	
	191	FRISONI Elisa	ITA	
12	227	HIJGENAAR Yvonne	NED	
	295	HUANG Ting Ying	TPE	

**Qualification rule:**

Winner of each heat qualify to 1/8 finals (on 27 Mar).

Communiqué approved by the President of the Commissaires Panel:

.....



**2009 UCI TRACK CYCLING  
WORLD CHAMPIONSHIPS**

**PRUSZKÓW  
POLAND**

25-29 March 2009

Communiqué no. 58

**Women's Sprint / Vitesse femmes**

**1/16 Finals / 1/16 de finales**

**Results / Résultats**

Fri 27 Mar 2009 - Race distance: 3 laps

Heat	Rank	Race Number	Name	Country Code	200m Time	Speed Km/h
1	1	143	<b>PENDLETON Victoria</b>	<b>GBR</b>	<b>12.552</b>	57.361
	2	257	DABROWSKA Renata	POL		
2	1	208	<b>KRUPECKAITE Simona</b>	<b>LTU</b>	<b>11.866</b>	60.677
	2	71	GARCIA ORREGO Diana Maria	COL		
3	1	311	<b>SHULIKA Lyubov</b>	<b>UKR</b>	<b>12.287</b>	58.598
	2	207	GAIVENYTE Gintare	LTU		
4	1	56	<b>GUO Shuang</b>	<b>CHN</b>	<b>12.006</b>	59.970
	2	176	LEE Wai See	HKG		
5	1	320	<b>PANARINA Olga</b>	<b>BLR</b>	<b>11.767</b>	61.188
	2	146	VARNISH Jessica	GBR		
6	1	228	<b>KANIS Willy</b>	<b>NED</b>	<b>12.265</b>	58.703
	2	318	SULLIVAN Monique	CAN		
7	1	167	<b>VOGEL Kristina</b>	<b>GER</b>	<b>12.009</b>	59.955
	2	60	ZHENG Lulu	CHN		
8	1	17	<b>MCCULLOCH Kaarle</b>	<b>AUS</b>	<b>12.488</b>	57.655
	2	285	STRELTSOVA Olga	RUS		
9	1	127	<b>SANCHEZ Clara</b>	<b>FRA</b>	<b>11.957</b>	60.215
	2	125	CLAIR Sandie	FRA		
10	1	168	<b>WELTE Miriam</b>	<b>GER</b>	<b>12.363</b>	58.238
	2	76	GUERRA RODRIGUEZ Lisandra	CUB		
11	1	191	<b>FRISONI Elisa</b>	<b>ITA</b>	<b>12.110</b>	59.454
	2	55	GONG Jinjie	CHN		
12	1	227	<b>HIJGENAAR Yvonne</b>	<b>NED</b>	<b>12.041</b>	59.795
	2	295	HUANG Ting Ying	TPE		

**Qualification rule:**

Winner of each heat qualify to 1/8 finals (on 27 Mar).

Communiqué approved by the President of the Commissaires Panel:

.....



**Women's Sprint / Vitesse femmes**

**1/8 Finals / 1/8 de finales**

**Start List / Liste de départ**

Fri 27 Mar 2009 - Race distance: 3 laps

Heat	Race Number	Name	Country Code	200m Time
1	143	PENDLETON Victoria	GBR	_____
	227	HIJGENAAR Yvonne	NED	
2	191	FRISONI Elisa	ITA	_____
	208	KRUPECKAITE Simona	LTU	
3	168	WELTE Miriam	GER	_____
	311	SHULIKA Lyubov	UKR	
4	56	GUO Shuang	CHN	_____
	127	SANCHEZ Clara	FRA	
5	17	MCCULLOCH Kaarle	AUS	_____
	320	PANARINA Olga	BLR	
6	167	VOGEL Kristina	GER	_____
	228	KANIS Willy	NED	

**Qualification rule:**

Winner of each heat qualify to 1/4 finals (on 27 Mar). Losers go to 1/8 finals repechage (on 27 Mar)

Communiqué approved by the President of the Commissaires Panel:

.....

**Women's Sprint / Vitesse femmes**

**1/8 Finals / 1/8 de finales**

**Results / Résultats**

Fri 27 Mar 2009 - Race distance: 3 laps

Heat	Rank	Race Number	Name	Country Code	200m Time	Speed Km/h
1	1	143	<b>PENDLETON Victoria</b>	<b>GBR</b>	<b>11.904</b>	60.483
	2	227	HIJGENAAR Yvonne	NED		
2	1	208	<b>KRUPECKAITE Simona</b>	<b>LTU</b>	<b>11.853</b>	60.744
	2	191	FRISONI Elisa	ITA		
3	1	311	<b>SHULIKA Lyubov</b>	<b>UKR</b>	<b>12.007</b>	59.965
	2	168	WELTE Miriam	GER		
4	1	56	<b>GUO Shuang</b>	<b>CHN</b>	<b>11.561</b>	62.278
	2	127	SANCHEZ Clara	FRA		
5	1	320	<b>PANARINA Olga</b>	<b>BLR</b>	<b>11.486</b>	62.685
	2	17	MCCULLOCH Kaarle	AUS		
6	1	228	<b>KANIS Willy</b>	<b>NED</b>	<b>12.231</b>	58.866
	2	167	VOGEL Kristina	GER		

**Qualification rule:**

Winner of each heat qualify to 1/4 finals (on 27 Mar). Losers go to 1/8 finals repechage (on 27 Mar)

Communiqué approved by the President of the Commissaires Panel:

.....

**Women's Sprint / Vitesse femmes**  
**1/8 Finals Repechage / Repêchages 1/8 de finales**  
**Start List / Liste de départ**  
 Fri 27 Mar 2009 - Race distance: 3 laps

Heat	Race Number	Name	Country Code	200m Time
1	127	SANCHEZ Clara	FRA	_____
	167	VOGEL Kristina	GER	_____
	227	HIJGENAAR Yvonne	NED	_____
2	17	MCCULLOCH Kaarle	AUS	_____
	168	WELTE Miriam	GER	_____
	191	FRISONI Elisa	ITA	_____

**Qualification rule:**

Winner of each heat qualify to 1/4 finals (on 27 Mar).

Communiqué approved by the President of the Commissaires Panel:

.....

**Women's Sprint / Vitesse femmes**  
**1/8 Finals Repechage / Repêchages 1/8 de finales**  
**Results / Résultats**

Fri 27 Mar 2009 - Race distance: 3 laps

Heat	Rank	Race Number	Name	Country Code	200m Time	Speed Km/h
1	1	227	HIJGENAAR Yvonne	NED	12.191	59.059
	2	127	SANCHEZ Clara	FRA		
	3	167	VOGEL Kristina	GER		
2	1	17	MCCULLOCH Kaarle	AUS	12.038	59.810
	2	191	FRISONI Elisa	ITA		
	3	168	WELTE Miriam	GER		

**Qualification rule:**

Winner of each heat qualify to 1/4 finals (on 27 Mar).

Communiqué approved by the President of the Commissaires Panel:

.....

**Women's Sprint / Vitesse femmes**  
**Quarterfinals / Quart de finales**  
**Start List / Liste de départ**  
 Fri 27 Mar 2009 - Race distance: 3 laps

Heat	Race Number	Name	Country Code	1st Race	2nd Race	Decider
1	17	MCCULLOCH Kaarle	AUS	_____	_____	_____
	143	PENDLETON Victoria	GBR	_____	_____	_____
2	208	KRUPECKAITE Simona	LTU	_____	_____	_____
	227	HIJGENAAR Yvonne	NED	_____	_____	_____
3	228	KANIS Willy	NED	_____	_____	_____
	311	SHULIKA Lyubov	UKR	_____	_____	_____
4	56	GUO Shuang	CHN	_____	_____	_____
	320	PANARINA Olga	BLR	_____	_____	_____

**Qualification rule:**

Winner of each heat qualify to semifinals (on 28 Mar). Losers go to race for 5th-8th place (on 27 Mar)

Communiqué approved by the President of the Commissaires Panel:

.....



**Women's Sprint / Vitesse femmes**

**Quarterfinals / Quart de finales**

**Results / Résultats**

Fri 27 Mar 2009 - Race distance: 3 laps

Heat	Rank	Race Number	Name	Country Code	1st Race	2nd Race	Decider
1	1	143	<b>PENDLETON Victoria</b>	<b>GBR</b>	11.828	11.990	
	2	17	MCCULLOCH Kaarle	AUS			
2	1	208	<b>KRUPECKAITE Simona</b>	<b>LTU</b>	12.056	11.957	
	2	227	HIJGENAAR Yvonne	NED			
3	1	228	<b>KANIS Willy</b>	<b>NED</b>		11.775	11.722
	2	311	SHULIKA Lyubov	UKR	12.357		
4	1	320	<b>PANARINA Olga</b>	<b>BLR</b>	11.702		12.089
	2	56	GUO Shuang	CHN		11.530	

**Qualification rule:**

Winner of each heat qualify to semifinals (on 28 Mar). Losers go to race for 5th-8th place (on 27 Mar)

Communiqué approved by the President of the Commissaires Panel:

.....

**Women's Sprint / Vitesse femmes**  
**Race for 5th-8th Places / Classement places 5-8**  
**Start List / Liste de départ**  
 Fri 27 Mar 2009 - Race distance: 3 laps

Race Number	Name	Country Code	200m Time
17	MCCULLOCH Kaarle	AUS	_____
56	GUO Shuang	CHN	
227	HIJGENAAR Yvonne	NED	
311	SHULIKA Lyubov	UKR	

Communiqué approved by the President of the Commissaires Panel:

.....

**Women's Sprint / Vitesse femmes**  
**Race for 5th-8th Places / Classement places 5-8**  
**Results / Résultats**

Fri 27 Mar 2009 - Race distance: 3 laps

Rank	Race Number	Name	Country Code	200m Time	Speed Km/h
5	56	GUO Shuang	CHN	11.907	60.468
6	311	SHULIKA Lyubov	UKR		
7	227	HIJGENAAR Yvonne	NED		
8	17	MCCULLOCH Kaarle	AUS		

Communiqué approved by the President of the Commissaires Panel:

.....

**Women's Sprint / Vitesse femmes**

**Semifinals / Demi-finales**

**Start List / Liste de départ**

Sat 28 Mar 2009 - Race distance: 3 laps

Heat	Race Number	Name	Country Code	1st Race	2nd Race	Decider
1	143	PENDLETON Victoria	GBR	_____	_____	_____
	320	PANARINA Olga	BLR	_____	_____	_____
2	208	KRUPECKAITE Simona	LTU	_____	_____	_____
	228	KANIS Willy	NED	_____	_____	_____

**Qualification rule:**

Winners race for first and second place (on 28 Mar). Losers race for third and fourth place (on 28 Mar)

Communiqué approved by the President of the Commissaires Panel:

.....

**Women's Sprint / Vitesse femmes**

**Semifinals / Demi-finales**

**Results / Résultats**

Sat 28 Mar 2009 - Race distance: 3 laps

Heat	Rank	Race Number	Name	Country Code	1st Race	2nd Race	Decider
1	1	143	<b>PENDLETON Victoria</b>	<b>GBR</b>	11.813	11.942	
	2	320	PANARINA Olga	BLR			
2	1	228	<b>KANIS Willy</b>	<b>NED</b>	12.305	11.594	
	2	208	KRUPECKAITE Simona	LTU			

**Qualification rule:**

Winners race for first and second place (on 28 Mar). Losers race for third and fourth place (on 28 Mar)

Communiqué approved by the President of the Commissaires Panel:

.....

**Women's Sprint / Vitesse femmes**

**Finals / Finales**

**Start List / Liste de départ**

Sat 28 Mar 2009 - Race distance: 3 laps

Heat	Race Number	Name	Country Code	1st Race	2nd Race	Decider
FOR	208	KRUPECKAITE Simona	LTU	_____	_____	_____
BRONZE	320	PANARINA Olga	BLR	_____	_____	_____
FOR	143	PENDLETON Victoria	GBR	_____	_____	_____
GOLD	228	KANIS Willy	NED	_____	_____	_____

Communiqué approved by the President of the Commissaires Panel:

.....

**Women's Sprint / Vitesse femmes**

**Results and Final Classification / Résultats et classement final**

Sat 28 Mar 2009 - Race distance: 3 laps

	Rank	Race Number	Name	Country Code	1st Race	2nd Race	Decider
GOLD	1	143	PENDLETON Victoria	GBR	11.897		11.714
SILVER	2	228	KANIS Willy	NED		11.665	
BRONZE	3	208	KRUPECKAITE Simona	LTU	11.277	11.524	
	4	320	PANARINA Olga	BLR			
	5	56	GUO Shuang	CHN			
	6	311	SHULIKA Lyubov	UKR			
	7	227	HIJGENAAR Yvonne	NED			
	8	17	MCCULLOCH Kaarle	AUS			
	9	167	VOGEL Kristina	GER			
	10	127	SANCHEZ Clara	FRA			
	11	191	FRISONI Elisa	ITA			
	12	168	WELTE Miriam	GER			
	13	76	GUERRA RODRIGUEZ Lisandra	CUB			
	14	55	GONG Jinjie	CHN			
	15	295	HUANG Ting Ying	TPE			
	16	125	CLAIR Sandie	FRA			
	17	285	STRELTSOVA Olga	RUS			
	18	60	ZHENG Lulu	CHN			
	19	318	SULLIVAN Monique	CAN			
	20	146	VARNISH Jessica	GBR			
	21	176	LEE Wai See	HKG			
	22	207	GAIVENYTE Gintare	LTU			
	23	71	GARCIA ORREGO Diana Maria	COL			
	24	257	DABROWSKA Renata	POL			

Communiqué approved by the President of the Commissaires Panel:

.....



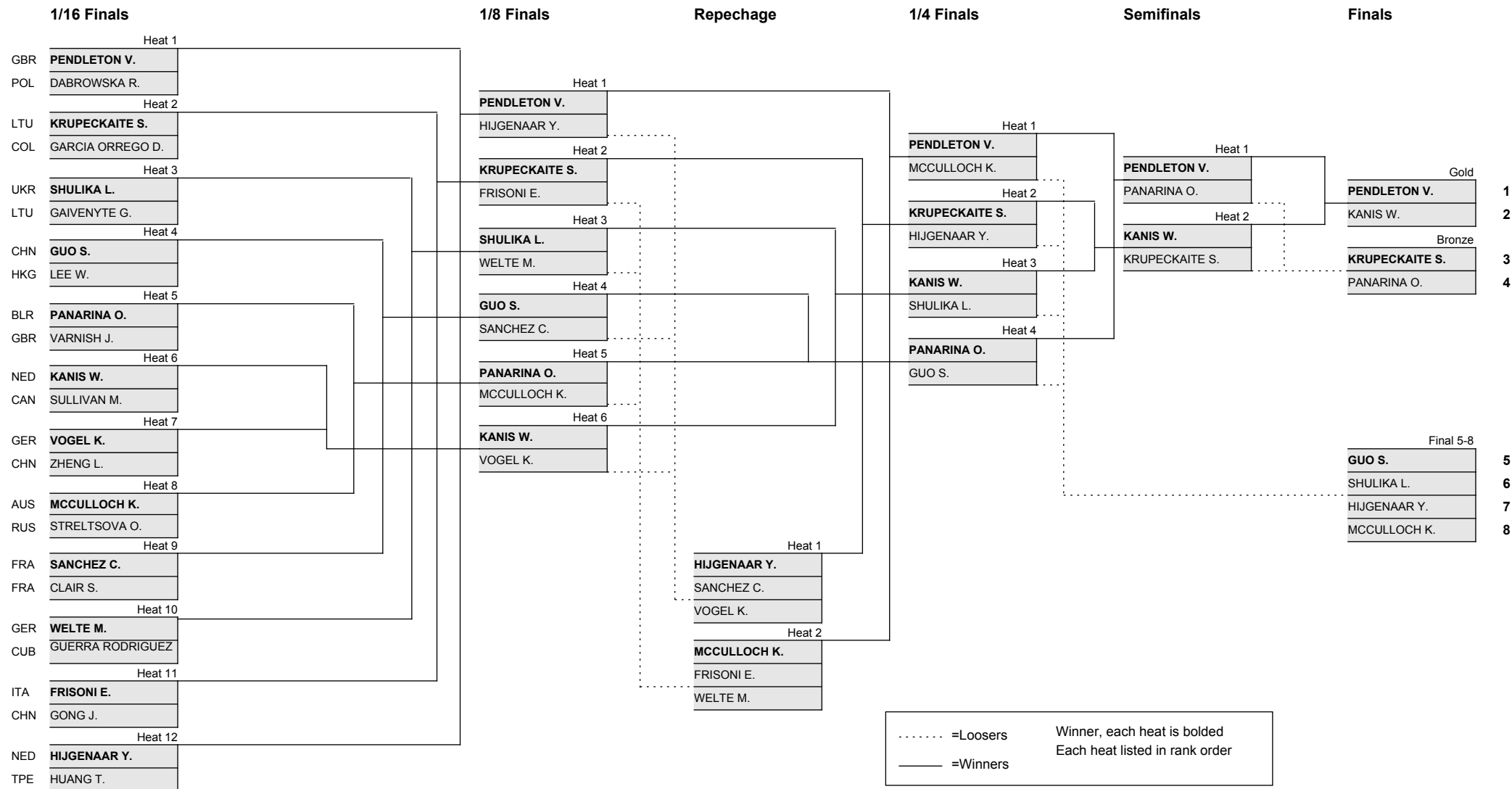
2009 UCI TRACK CYCLING  
WORLD CHAMPIONSHIPS

PRUSZKÓW  
POLAND

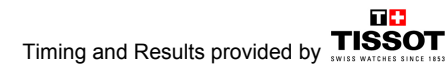
25-29 March 2009

Women's Sprint / Vitesse femmes  
Sprint Summary / Résumé vitesse

Communiqué no. 103 B



Communiqué approved by the President of the Commissaires Panel:



Timing and Results provided by



**Women's 500m Time Trial / 500m Contre la montre femmes**

**Final / Finale**

**Start List / Liste de départ**

Wed 25 Mar 2009

<b>World Record</b>	33.588	MEARES Anna	AUS	MALLORCA (ESP)	31 MAR 2007
---------------------	--------	-------------	-----	----------------	-------------

Order	Race Number	Name	Country Code	Time
1	320	PANARINA Olga	BLR	_____
2	285	STRELTSOVA Olga	RUS	_____
3	312	MARTINEZ Cinthia	URU	_____
4	293	MANEEPHAN Jutatip	THA	_____
5	18	MEARES Anna	AUS	_____
6	258	DREJGIER Aleksandra	POL	_____
7	60	ZHENG Lulu	CHN	_____
8	71	GARCIA ORREGO Diana Maria	COL	_____
9	295	TING YING Huang	TPE	_____
10	109	CASAS ROIGE Helena	ESP	_____
11	167	VOGEL Kristina	GER	_____
12	191	FRISONI Elisa	ITA	_____
13	143	PENDLETON Victoria	GBR	_____
14	176	LEE Wai See	HKG	_____
15	17	MCCULLOCH Kaarle	AUS	_____
16	227	HIJGENAAR Yvonne	NED	_____
17	140	BLYTH Anna	GBR	_____
18	168	WELTE Miriam	GER	_____
19	55	GONG Jinjie	CHN	_____
20	228	KANIS Willy	NED	_____
21	125	CLAIR Sandie	FRA	_____
22	208	KRUPECKAITE Simona	LTU	_____
23	76	GUERRA RODRIGUEZ Lisandra	CUB	_____

Communiqué approved by the President of the Commissaires Panel:

.....

25-29 March 2009

Women's 500m Time Trial / 500m Contre la montre femmes

Final / Finale

Analysis / Analyse

Wed 25 Mar 2009

No 320 - PANARINA Olga (BLR)			
Distance	Time	Rank	Lap Time
125m	12.284	13	
250m	19.629	10	19.629
375m	26.941	8	
500m	34.557	8	14.928

No 285 - STRELTSOVA Olga (RUS)			
Distance	Time	Rank	Lap Time
125m	12.383	14	
250m	20.081	14	20.081
375m	27.743	15	
500m	35.710	15	15.629

No 312 - MARTINEZ Cinthia (URU)			
Distance	Time	Rank	Lap Time
125m	13.395	23	
250m	21.887	23	21.887
375m	30.142	23	
500m	38.651	23	16.764

No 293 - MANEEPHAN Jutatip (THA)			
Distance	Time	Rank	Lap Time
125m	12.648	21	
250m	20.565	22	20.565
375m	28.444	22	
500m	36.673	22	16.108

No 18 - MEARES Anna (AUS)			
Distance	Time	Rank	Lap Time
125m	11.589	1	
250m	18.977	2	18.977
375m	26.281	2	
500m	33.796	2	14.819

No 258 - DREJGIER Aleksandra (POL)			
Distance	Time	Rank	Lap Time
125m	12.106	10	
250m	20.068	13	20.068
375m	28.065	19	
500m	36.475	21	16.407

No 60 - ZHENG Lulu (CHN)			
Distance	Time	Rank	Lap Time
125m	12.507	19	
250m	20.340	20	20.340
375m	28.024	18	
500m	35.965	17	15.625

No 71 - GARCIA ORREGO Diana Maria (COL)			
Distance	Time	Rank	Lap Time
125m	12.404	16	
250m	20.289	19	20.289
375m	28.011	17	
500m	36.034	18	15.745

No 295 - HUANG Ting Ying (TPE)			
Distance	Time	Rank	Lap Time
125m	12.706	22	
250m	20.488	21	20.488
375m	28.121	21	
500m	35.924	16	15.436

No 109 - CASAS ROIGE Helena (ESP)			
Distance	Time	Rank	Lap Time
125m	12.395	15	
250m	20.257	18	20.257
375m	28.086	20	
500m	36.319	20	16.062

No 167 - VOGEL Kristina (GER)			
Distance	Time	Rank	Lap Time
125m	12.533	20	
250m	20.159	16	20.159
375m	27.621	12	
500m	35.278	11	15.119

No 191 - FRISONI Elisa (ITA)			
Distance	Time	Rank	Lap Time
125m	12.422	18	
250m	20.114	15	20.114
375m	27.651	14	
500m	35.409	12	15.295

25-29 March 2009

**Women's 500m Time Trial / 500m Contre la montre femmes**

**Final / Finale**

**Analysis / Analyse**

Wed 25 Mar 2009

**No 143 - PENDLETON Victoria (GBR)**

Distance	Time	Rank	Lap Time
125m	11.911	6	
250m	19.333	7	19.333
375m	26.601	6	
500m	34.102	3	14.769

**No 176 - LEE Wai See (HKG)**

Distance	Time	Rank	Lap Time
125m	12.410	17	
250m	20.193	17	20.193
375m	27.912	16	
500m	36.103	19	15.910

**No 17 - MCCULLOCH Kaarle (AUS)**

Distance	Time	Rank	Lap Time
125m	11.707	5	
250m	19.161	5	19.161
375m	26.591	5	
500m	34.276	6	15.115

**No 227 - HIJGENAAR Yvonne (NED)**

Distance	Time	Rank	Lap Time
125m	12.237	12	
250m	19.862	11	19.862
375m	27.328	11	
500m	35.054	10	15.192

**No 140 - BLYTH Anna (GBR)**

Distance	Time	Rank	Lap Time
125m	12.229	11	
250m	20.024	12	20.024
375m	27.650	13	
500m	35.443	14	15.419

**No 168 - WELTE Miriam (GER)**

Distance	Time	Rank	Lap Time
125m	11.974	9	
250m	19.549	8	19.549
375m	27.033	9	
500m	34.827	9	15.278

**No 55 - GONG Jinjie (CHN)**

Distance	Time	Rank	Lap Time
125m	11.942	8	
250m	19.554	9	19.554
375m	27.181	10	
500m	35.442	13	15.888

**No 228 - KANIS Willy (NED)**

Distance	Time	Rank	Lap Time
125m	11.920	7	
250m	19.327	6	19.327
375m	26.640	7	
500m	34.258	5	14.931

**No 125 - CLAIR Sandie (FRA)**

Distance	Time	Rank	Lap Time
125m	11.609	2	
250m	19.072	4	19.072
375m	26.442	3	
500m	34.114	4	15.042

**No 208 - KRUPECKAITE Simona (LTU)**

Distance	Time	Rank	Lap Time
125m	11.632	3	
250m	18.841	1	18.841
375m	25.951	1	
500m	33.296	1	14.455

**No 76 - GUERRA RODRIGUEZ Lisandra (CUB)**

Distance	Time	Rank	Lap Time
125m	11.665	4	
250m	19.070	3	19.070
375m	26.511	4	
500m	34.358	7	15.288

**Women's 500m Time Trial / 500m Contre la montre femmes****Final / Finale****Results / Résultats**

Wed 25 Mar 2009

<b>World Record</b>	33.588	MEARES Anna	AUS	MALLORCA (ESP)	31 MAR 2007
---------------------	--------	-------------	-----	----------------	-------------

Rank	Race Number	Name	Country Code	250m	Time 250-500	Speed Km/h
1	208	KRUPECKAITE Simona	LTU	18.841 (1)	<b>33.296</b> 14.455 (1)	54.060 WR
2	18	MEARES Anna	AUS	18.977 (2)	<b>33.796</b> 14.819 (3)	53.260
3	143	PENDLETON Victoria	GBR	19.333 (7)	<b>34.102</b> 14.769 (2)	52.782
4	125	CLAIR Sandie	FRA	19.072 (4)	<b>34.114</b> 15.042 (6)	52.764
5	228	KANIS Willy	NED	19.327 (6)	<b>34.258</b> 14.931 (5)	52.542
6	17	MCCULLOCH Kaarle	AUS	19.161 (5)	<b>34.276</b> 15.115 (7)	52.514
7	76	GUERRA RODRIGUEZ Lisandra	CUB	19.070 (3)	<b>34.358</b> 15.288 (11)	52.389
8	320	PANARINA Olga	BLR	19.629 (10)	<b>34.557</b> 14.928 (4)	52.087
9	168	WELTE Miriam	GER	19.549 (8)	<b>34.827</b> 15.278 (10)	51.684
10	227	HIJGENAAR Yvonne	NED	19.862 (11)	<b>35.054</b> 15.192 (9)	51.349
11	167	VOGEL Kristina	GER	20.159 (16)	<b>35.278</b> 15.119 (8)	51.023
12	191	FRISONI Elisa	ITA	20.114 (15)	<b>35.409</b> 15.295 (12)	50.834
13	55	GONG Jinjie	CHN	19.554 (9)	<b>35.442</b> 15.888 (18)	50.787
14	140	BLYTH Anna	GBR	20.024 (12)	<b>35.443</b> 15.419 (13)	50.785
15	285	STRELTSOVA Olga	RUS	20.081 (14)	<b>35.710</b> 15.629 (16)	50.406
16	295	HUANG Ting Ying	TPE	20.488 (21)	<b>35.924</b> 15.436 (14)	50.105
17	60	ZHENG Lulu	CHN	20.340 (20)	<b>35.965</b> 15.625 (15)	50.048
18	71	GARCIA ORREGO Diana Maria	COL	20.289 (19)	<b>36.034</b> 15.745 (17)	49.952
19	176	LEE Wai See	HKG	20.193 (17)	<b>36.103</b> 15.910 (19)	49.857
20	109	CASAS ROIGE Helena	ESP	20.257 (18)	<b>36.319</b> 16.062 (20)	49.560
21	258	DREJGIER Aleksandra	POL	20.068 (13)	<b>36.475</b> 16.407 (22)	49.348
22	293	MANEEPHAN Jutatip	THA	20.565 (22)	<b>36.673</b> 16.108 (21)	49.082

25-29 March 2009

Communiqué no. 15

**Women's 500m Time Trial / 500m Contre la montre femmes**

**Final / Finale**

**Results / Résultats**

Wed 25 Mar 2009

<b>World Record</b>	33.588	MEARES Anna	AUS	MALLORCA (ESP)	31 MAR 2007
---------------------	--------	-------------	-----	----------------	-------------

Rank	Race Number	Name	Country Code	250m	Time 250-500	Speed Km/h
23	312	MARTINEZ Cinthia	URU	21.887 (23)	<b>38.651</b> 16.764 (23)	46.570

Communiqué approved by the President of the Commissaires Panel:

.....

**Legend:**  
WR World Record



25-29 March 2009

Communiqué no. 9

**Women's Individual Pursuit / Poursuite individuelle femmes**

**Qualifying / Qualifications**

**Start List / Liste de départ**

Wed 25 Mar 2009 - Race distance: 3000m

<b>World Record</b>	3:24.537	ULMER Sarah	NZL	Athens (GRE)	22 AUG 2004
---------------------	----------	-------------	-----	--------------	-------------

Heat	Race Number	Name	Country Code	Time
1	292	CHANPENG Nontasin	THA	_____
2	284	SLYUSAREVA Olga	RUS	_____
	77	RODRIGUEZ HERNANDEZ Dalila	CUB	_____
3	110	OLABERRIA DORRONSORO Leire	ESP	_____
	211	TREBAITE Ausrine	LTU	_____
4	111	PASCUAL TORRECILLA Gema	ESP	_____
	259	JASINSKA Edyta	POL	_____
5	87	KOZLIKOVA Lada	CZE	_____
	34	D'HOORE Jolien	BEL	_____
6	308	GALYUK Svitlana	UKR	_____
	40	SHARAKOVA Tatsiana	BLR	_____
7	19	TOMIC Josephine	AUS	_____
	162	BECKER Charlotte	GER	_____
8	145	ROWSSELL Joanna	GBR	_____
	43	WHITTEN Tara	CAN	_____
9	166	JOOS Verena	GER	_____
	210	SEREIKAITE Vilija	LTU	_____
10	231	VAN DIJK Eleonora	NED	_____
	70	CALLE WILLIAMS Maria Luisa	COL	_____
11	142	HOUVENAGHEL Wendy	GBR	_____
	243	SHANKS Alison	NZL	_____

**Qualification rule:**

Fastest 2 riders race for gold (on 25 Mar), and 3rd and 4th riders race for bronze (on 25 Mar).

Communiqué approved by the President of the Commissaires Panel:

.....

25-29 March 2009

**Women's Individual Pursuit / Poursuite individuelle femmes**

**Qualifying / Qualifications**

**Analysis / Analyse**

Wed 25 Mar 2009

No 292 - CHANPENG Nontasin (THA)							
Distance	Time	Rank	Lap Time	Distance	Time	Rank	Lap Time
125m	14.880	21		125m			
250m	24.475	21	24.475	250m			
375m	33.785	21		375m			
500m	43.159	21	18.684	500m			
625m	52.671	21		625m			
750m	1:02.327	21	19.168	750m			
875m	1:12.089	21		875m			
1000m	1:21.929	21	19.602	1000m			
1125m	1:31.720	21		1125m			
1250m	1:41.551	21	19.622	1250m			
1375m	1:51.417	21		1375m			
1500m	2:01.297	21	19.746	1500m			
1625m	2:11.180	21		1625m			
1750m	2:21.137	21	19.840	1750m			
1875m	2:31.045	21		1875m			
2000m	2:41.039	21	19.902	2000m			
2125m	2:51.035	21		2125m			
2250m	3:01.149	21	20.110	2250m			
2375m	3:11.259	21		2375m			
2500m	3:21.403	21	20.254	2500m			
2625m	3:31.531	21		2625m			
2750m	3:41.719	21	20.316	2750m			
2875m	3:51.857	21		2875m			
3000m	4:01.997	21	20.278	3000m			

25-29 March 2009

**Women's Individual Pursuit / Poursuite individuelle femmes**

**Qualifying / Qualifications**

**Analysis / Analyse**

Wed 25 Mar 2009

No 284 - SLYUSAREVA Olga (RUS)			
Distance	Time	Rank	Lap Time
125m	13.742	9	
250m	22.377	9	22.377
375m	30.988	13	
500m	39.608	13	17.231
625m	48.339	13	
750m	57.209	13	17.601
875m	1:06.184	14	
1000m	1:15.229	15	18.020
1125m	1:24.366	16	
1250m	1:33.590	16	18.361
1375m	1:42.872	17	
1500m	1:52.250	18	18.660
1625m	2:01.610	18	
1750m	2:10.960	18	18.710
1875m	2:20.360	18	
2000m	2:29.799	18	18.839
2125m	2:39.314	18	
2250m	2:48.889	18	19.090
2375m	2:58.506	18	
2500m	3:08.205	18	19.316
2625m	3:17.922	18	
2750m	3:27.712	18	19.507
2875m	3:37.414	17	
3000m	3:47.161	17	19.449

No 77 - RODRIGUEZ HERNANDEZ Daiila (CUB)			
Distance	Time	Rank	Lap Time
125m	14.163	16	
250m	23.007	16	23.007
375m	31.642	17	
500m	40.299	17	17.292
625m	48.991	18	
750m	57.704	17	17.405
875m	1:06.406	15	
1000m	1:15.137	14	17.433
1125m	1:23.902	13	
1250m	1:32.734	12	17.597
1375m	1:41.613	12	
1500m	1:50.651	11	17.917
1625m	1:59.781	11	
1750m	2:09.040	10	18.389
1875m	2:18.369	10	
2000m	2:27.798	13	18.758
2125m	2:37.334	14	
2250m	2:46.963	14	19.165
2375m	2:56.669	14	
2500m	3:06.421	14	19.458
2625m	3:16.258	15	
2750m	3:26.120	16	19.699
2875m	3:36.014	16	
3000m	3:45.956	16	19.836



25-29 March 2009

**Women's Individual Pursuit / Poursuite individuelle femmes**

**Qualifying / Qualifications**

**Analysis / Analyse**

Wed 25 Mar 2009

No 110 - OLABERRIA DORRONSORO Leire (ESP)				No 211 - TREBAITE Ausrine (LTU)			
Distance	Time	Rank	Lap Time	Distance	Time	Rank	Lap Time
125m	14.746	20		125m	13.597	7	
250m	24.023	20	24.023	250m	21.991	4	21.991
375m	32.906	20		375m	30.197	2	
500m	41.793	20	17.770	500m	38.580	3	16.589
625m	50.646	20		625m	47.143	3	
750m	59.489	20	17.696	750m	55.858	5	17.278
875m	1:08.289	20		875m	1:04.655	8	
1000m	1:17.112	20	17.623	1000m	1:13.587	8	17.729
1125m	1:25.875	20		1125m	1:22.629	8	
1250m	1:34.622	20	17.510	1250m	1:31.784	9	18.197
1375m	1:43.382	18		1375m	1:41.018	10	
1500m	1:52.200	17	17.578	1500m	1:50.376	10	18.592
1625m	2:01.017	16		1625m	1:59.757	10	
1750m	2:09.905	16	17.705	1750m	2:09.201	11	18.825
1875m	2:18.808	14		1875m	2:18.622	13	
2000m	2:27.750	12	17.845	2000m	2:28.114	15	18.913
2125m	2:36.751	11		2125m	2:37.673	15	
2250m	2:45.811	11	18.061	2250m	2:47.238	15	19.124
2375m	2:54.916	10		2375m	2:56.858	15	
2500m	3:04.035	10	18.224	2500m	3:06.484	15	19.246
2625m	3:13.216	9		2625m	3:16.152	14	
2750m	3:22.478	9	18.443	2750m	3:25.826	15	19.342
2875m	3:31.794	9		2875m	3:35.483	15	
3000m	3:41.176	9	18.698	3000m	3:45.160	15	19.334

25-29 March 2009

**Women's Individual Pursuit / Poursuite individuelle femmes**

**Qualifying / Qualifications**

**Analysis / Analyse**

Wed 25 Mar 2009

**No 111 - PASCUAL TORRECILLA Gema (ESP)**

Distance	Time	Rank	Lap Time
125m	13.965	14	
250m	22.849	14	22.849
375m	31.464	14	
500m	40.047	14	17.198
625m	48.746	14	
750m	57.582	15	17.535
875m	1:06.548	17	
1000m	1:15.722	18	18.140
1125m	1:25.038	19	
1250m	1:34.493	19	18.771
1375m	1:44.042	20	
1500m	1:53.759	20	19.266
1625m	2:03.547	20	
1750m	2:13.472	20	19.713
1875m	2:23.449	20	
2000m	2:33.528	20	20.056
2125m	2:43.679	20	
2250m	2:53.882	20	20.354
2375m	3:04.178	20	
2500m	3:14.637	20	20.755
2625m	3:25.030	20	
2750m	3:35.394	20	20.757
2875m	3:45.869	20	
3000m	3:56.365	20	20.971

Distance	Time	Rank	Lap Time
125m			
250m			
375m			
500m			
625m			
750m			
875m			
1000m			
1125m			
1250m			
1375m			
1500m			
1625m			
1750m			
1875m			
2000m			
2125m			
2250m			
2375m			
2500m			
2625m			
2750m			
2875m			
3000m			

25-29 March 2009

**Women's Individual Pursuit / Poursuite individuelle femmes**

**Qualifying / Qualifications**

**Analysis / Analyse**

Wed 25 Mar 2009

No 87 - KOZLIKOVA Lada (CZE)			
Distance	Time	Rank	Lap Time
125m	13.585	6	
250m	22.157	6	22.157
375m	30.496	6	
500m	38.900	6	16.743
625m	47.410	6	
750m	55.989	7	17.089
875m	1:04.637	7	
1000m	1:13.358	7	17.369
1125m	1:22.167	7	
1250m	1:31.085	7	17.727
1375m	1:40.036	7	
1500m	1:49.058	7	17.973
1625m	1:58.160	8	
1750m	2:07.293	9	18.235
1875m	2:16.518	9	
2000m	2:25.834	9	18.541
2125m	2:35.253	9	
2250m	2:44.732	9	18.898
2375m	2:54.349	9	
2500m	3:04.018	9	19.286
2625m	3:13.806	10	
2750m	3:23.726	12	19.708
2875m	3:33.751	13	
3000m	3:43.880	14	20.154

No 34 - D'HOORE Jolien (BEL)			
Distance	Time	Rank	Lap Time
125m	13.501	4	
250m	22.177	7	22.177
375m	30.709	8	
500m	39.313	11	17.136
625m	48.002	11	
750m	56.873	11	17.560
875m	1:05.906	12	
1000m	1:15.058	13	18.185
1125m	1:24.202	14	
1250m	1:33.379	15	18.321
1375m	1:42.582	16	
1500m	1:51.893	16	18.514
1625m	2:01.203	17	
1750m	2:10.582	17	18.689
1875m	2:19.990	17	
2000m	2:29.397	17	18.815
2125m	2:38.760	17	
2250m	2:48.148	17	18.751
2375m	2:57.553	16	
2500m	3:06.941	16	18.793
2625m	3:16.286	16	
2750m	3:25.577	14	18.636
2875m	3:34.760	14	
3000m	3:43.859	13	18.282

25-29 March 2009

**Women's Individual Pursuit / Poursuite individuelle femmes**

**Qualifying / Qualifications**

**Analysis / Analyse**

Wed 25 Mar 2009

No 308 - GALYUK Svitlana (UKR)			
Distance	Time	Rank	Lap Time
125m	14.395	18	
250m	23.343	18	23.343
375m	31.945	18	
500m	40.426	18	17.083
625m	48.914	16	
750m	57.409	14	16.983
875m	1:05.930	13	
1000m	1:14.523	11	17.114
1125m	1:23.159	11	
1250m	1:31.860	10	17.337
1375m	1:40.590	9	
1500m	1:49.388	9	17.528
1625m	1:58.265	9	
1750m	2:07.266	8	17.878
1875m	2:16.300	8	
2000m	2:25.367	8	18.101
2125m	2:34.488	8	
2250m	2:43.658	8	18.291
2375m	2:52.899	8	
2500m	3:02.211	8	18.553
2625m	3:11.607	8	
2750m	3:21.110	8	18.899
2875m	3:30.687	8	
3000m	3:40.413	8	19.303

No 40 - SHARAKOVA Tatsiana (BLR)			
Distance	Time	Rank	Lap Time
125m	13.505	5	
250m	22.046	5	22.046
375m	30.414	5	
500m	38.837	5	16.791
625m	47.388	5	
750m	56.106	9	17.269
875m	1:04.948	9	
1000m	1:13.937	9	17.831
1125m	1:23.041	10	
1250m	1:32.232	11	18.295
1375m	1:41.477	11	
1500m	1:50.823	12	18.591
1625m	2:00.213	12	
1750m	2:09.683	15	18.860
1875m	2:19.225	16	
2000m	2:28.868	16	19.185
2125m	2:38.469	16	
2250m	2:48.024	16	19.156
2375m	2:57.651	17	
2500m	3:07.432	17	19.408
2625m	3:17.367	17	
2750m	3:27.388	17	19.956
2875m	3:37.473	18	
3000m	3:47.636	18	20.248

25-29 March 2009

**Women's Individual Pursuit / Poursuite individuelle femmes**

**Qualifying / Qualifications**

**Analysis / Analyse**

Wed 25 Mar 2009

<b>No 19 - TOMIC Josephine (AUS)</b>			
Distance	Time	Rank	Lap Time
125m	14.127	15	
250m	22.694	13	22.694
375m	30.985	12	
500m	39.243	9	16.549
625m	47.514	8	
750m	55.812	4	16.569
875m	1:04.201	3	
1000m	1:12.684	4	16.872
1125m	1:21.249	4	
1250m	1:29.943	4	17.259
1375m	1:38.704	4	
1500m	1:47.520	4	17.577
1625m	1:56.384	4	
1750m	2:05.326	4	17.806
1875m	2:14.307	5	
2000m	2:23.340	5	18.014
2125m	2:32.450	5	
2250m	2:41.619	5	18.279
2375m	2:50.848	5	
2500m	3:00.126	5	18.507
2625m	3:09.472	5	
2750m	3:18.853	5	18.727
2875m	3:28.284	5	
3000m	3:37.780	5	18.927

<b>No 162 - BECKER Charlotte (GER)</b>			
Distance	Time	Rank	Lap Time
125m	14.252	17	
250m	23.046	17	23.046
375m	31.621	16	
500m	40.225	16	17.179
625m	48.953	17	
750m	57.754	18	17.529
875m	1:06.573	18	
1000m	1:15.441	16	17.687
1125m	1:24.319	15	
1250m	1:33.266	14	17.825
1375m	1:42.289	14	
1500m	1:51.379	14	18.113
1625m	2:00.504	15	
1750m	2:09.613	14	18.234
1875m	2:18.817	15	
2000m	2:28.042	14	18.429
2125m	2:37.284	13	
2250m	2:46.523	13	18.481
2375m	2:55.820	13	
2500m	3:05.183	13	18.660
2625m	3:14.577	13	
2750m	3:23.992	13	18.809
2875m	3:33.411	12	
3000m	3:42.821	11	18.829

25-29 March 2009

**Women's Individual Pursuit / Poursuite individuelle femmes**

**Qualifying / Qualifications**

**Analysis / Analyse**

Wed 25 Mar 2009

<b>No 145 - ROWSELL Joanna (GBR)</b>			
Distance	Time	Rank	Lap Time
125m	13.446	3	
250m	21.933	3	21.933
375m	30.287	3	
500m	38.722	4	16.789
625m	47.193	4	
750m	55.739	3	17.017
875m	1:04.369	5	
1000m	1:13.013	5	17.274
1125m	1:21.669	5	
1250m	1:30.326	5	17.313
1375m	1:39.035	5	
1500m	1:47.795	5	17.469
1625m	1:56.623	5	
1750m	2:05.455	5	17.660
1875m	2:14.252	4	
2000m	2:23.025	4	17.570
2125m	2:31.801	4	
2250m	2:40.617	4	17.592
2375m	2:49.508	4	
2500m	2:58.440	4	17.823
2625m	3:07.483	4	
2750m	3:16.599	4	18.159
2875m	3:25.772	4	
3000m	3:35.028	4	18.429

<b>No 43 - WHITTEN Tara (CAN)</b>			
Distance	Time	Rank	Lap Time
125m	13.632	8	
250m	22.293	8	22.293
375m	30.897	11	
500m	39.491	12	17.198
625m	48.195	12	
750m	56.878	12	17.387
875m	1:05.558	10	
1000m	1:14.215	10	17.337
1125m	1:22.925	9	
1250m	1:31.640	8	17.425
1375m	1:40.412	8	
1500m	1:49.223	8	17.583
1625m	1:58.079	7	
1750m	2:07.001	7	17.778
1875m	2:16.022	7	
2000m	2:25.064	7	18.063
2125m	2:34.128	7	
2250m	2:43.210	7	18.146
2375m	2:52.393	7	
2500m	3:01.658	7	18.448
2625m	3:10.925	7	
2750m	3:20.224	7	18.566
2875m	3:29.590	7	
3000m	3:38.962	7	18.738

25-29 March 2009

**Women's Individual Pursuit / Poursuite individuelle femmes**

**Qualifying / Qualifications**

**Analysis / Analyse**

Wed 25 Mar 2009

No 166 - JOOS Verena (GER)			
Distance	Time	Rank	Lap Time
125m	13.271	2	
250m	21.817	2	21.817
375m	30.355	4	
500m	38.911	7	17.094
625m	47.676	10	
750m	56.612	10	17.701
875m	1:05.672	11	
1000m	1:14.759	12	18.147
1125m	1:23.848	12	
1250m	1:32.969	13	18.210
1375m	1:42.086	13	
1500m	1:51.181	13	18.212
1625m	2:00.305	13	
1750m	2:09.397	12	18.216
1875m	2:18.541	12	
2000m	2:27.680	11	18.283
2125m	2:36.860	12	
2250m	2:46.044	12	18.364
2375m	2:55.333	12	
2500m	3:04.683	12	18.639
2625m	3:14.082	12	
2750m	3:23.539	11	18.856
2875m	3:33.044	10	
3000m	3:42.611	10	19.072

No 210 - SEREIKAITĖ Vilija (LTU)			
Distance	Time	Rank	Lap Time
125m	12.942	1	
250m	20.897	1	20.897
375m	28.823	1	
500m	36.927	1	16.030
625m	45.195	1	
750m	53.576	1	16.649
875m	1:02.058	1	
1000m	1:10.619	1	17.043
1125m	1:19.259	1	
1250m	1:27.940	1	17.321
1375m	1:36.675	2	
1500m	1:45.449	2	17.509
1625m	1:54.268	2	
1750m	2:03.117	2	17.668
1875m	2:11.995	3	
2000m	2:20.955	3	17.838
2125m	2:29.983	3	
2250m	2:39.024	3	18.069
2375m	2:48.088	3	
2500m	2:57.173	3	18.149
2625m	3:06.282	3	
2750m	3:15.426	3	18.253
2875m	3:24.663	3	
3000m	3:33.935	3	18.509

25-29 March 2009

**Women's Individual Pursuit / Poursuite individuelle femmes**

**Qualifying / Qualifications**

**Analysis / Analyse**

Wed 25 Mar 2009

No 231 - VAN DIJK Eleonora (NED)			
Distance	Time	Rank	Lap Time
125m	13.911	12	
250m	22.399	10	22.399
375m	30.733	9	
500m	39.085	8	16.686
625m	47.451	7	
750m	55.875	6	16.790
875m	1:04.438	6	
1000m	1:13.028	6	17.153
1125m	1:21.728	6	
1250m	1:30.491	6	17.463
1375m	1:39.278	6	
1500m	1:48.091	6	17.600
1625m	1:56.913	6	
1750m	2:05.776	6	17.685
1875m	2:14.708	6	
2000m	2:23.763	6	17.987
2125m	2:32.792	6	
2250m	2:41.895	6	18.132
2375m	2:51.048	6	
2500m	3:00.304	6	18.409
2625m	3:09.649	6	
2750m	3:19.125	6	18.821
2875m	3:28.718	6	
3000m	3:38.373	6	19.248

No 70 - CALLE WILLIAMS Maria Luisa (COL)			
Distance	Time	Rank	Lap Time
125m	14.638	19	
250m	23.687	19	23.687
375m	32.253	19	
500m	40.851	19	17.164
625m	49.482	19	
750m	58.209	19	17.358
875m	1:06.967	19	
1000m	1:15.824	19	17.615
1125m	1:24.712	17	
1250m	1:33.606	17	17.782
1375m	1:42.524	15	
1500m	1:51.522	15	17.916
1625m	2:00.489	14	
1750m	2:09.457	13	17.935
1875m	2:18.440	11	
2000m	2:27.486	10	18.029
2125m	2:36.564	10	
2250m	2:45.734	10	18.248
2375m	2:54.959	11	
2500m	3:04.386	11	18.652
2625m	3:13.910	11	
2750m	3:23.507	10	19.121
2875m	3:33.165	11	
3000m	3:42.930	12	19.423



25-29 March 2009

**Women's Individual Pursuit / Poursuite individuelle femmes**

**Qualifying / Qualifications**

**Analysis / Analyse**

Wed 25 Mar 2009

No 142 - HOUVENAGHEL Wendy (GBR)			
Distance	Time	Rank	Lap Time
125m	13.928	13	
250m	22.419	11	22.419
375m	30.518	7	
500m	38.569	2	16.150
625m	46.716	2	
750m	54.896	2	16.327
875m	1:03.176	2	
1000m	1:11.502	2	16.606
1125m	1:19.882	2	
1250m	1:28.268	2	16.766
1375m	1:36.665	1	
1500m	1:45.140	1	16.872
1625m	1:53.677	1	
1750m	2:02.248	1	17.108
1875m	2:10.859	1	
2000m	2:19.492	1	17.244
2125m	2:28.177	1	
2250m	2:36.883	1	17.391
2375m	2:45.601	1	
2500m	2:54.330	1	17.447
2625m	3:03.040	1	
2750m	3:11.823	1	17.493
2875m	3:20.624	1	
3000m	3:29.491	1	17.668

No 243 - SHANKS Alison (NZL)			
Distance	Time	Rank	Lap Time
125m	13.884	11	
250m	22.454	12	22.454
375m	30.829	10	
500m	39.243	9	16.789
625m	47.635	9	
750m	56.005	8	16.762
875m	1:04.334	4	
1000m	1:12.659	3	16.654
1125m	1:21.015	3	
1250m	1:29.385	3	16.726
1375m	1:37.784	3	
1500m	1:46.216	3	16.831
1625m	1:54.688	3	
1750m	2:03.183	3	16.967
1875m	2:11.722	2	
2000m	2:20.300	2	17.117
2125m	2:28.913	2	
2250m	2:37.578	2	17.278
2375m	2:46.337	2	
2500m	2:55.183	2	17.605
2625m	3:04.068	2	
2750m	3:13.001	2	17.818
2875m	3:22.007	2	
3000m	3:31.063	2	18.062

25-29 March 2009

**Women's Individual Pursuit / Poursuite individuelle femmes**

**Qualifying / Qualifications**

**Analysis / Analyse**

Wed 25 Mar 2009

Distance	Time	Rank	Lap Time
125m			
250m			
375m			
500m			
625m			
750m			
875m			
1000m			
1125m			
1250m			
1375m			
1500m			
1625m			
1750m			
1875m			
2000m			
2125m			
2250m			
2375m			
2500m			
2625m			
2750m			
2875m			
3000m			

No 259 - JASINSKA Edyta (POL)			
Distance	Time	Rank	Lap Time
125m	13.831	10	
250m	22.965	15	22.965
375m	31.586	15	
500m	40.182	15	17.217
625m	48.852	15	
750m	57.649	16	17.467
875m	1:06.543	16	
1000m	1:15.573	17	17.924
1125m	1:24.756	18	
1250m	1:34.161	18	18.588
1375m	1:43.652	19	
1500m	1:53.262	19	19.101
1625m	2:02.975	19	
1750m	2:12.776	19	19.514
1875m	2:22.628	19	
2000m	2:32.542	19	19.766
2125m	2:42.492	19	
2250m	2:52.516	19	19.974
2375m	3:02.611	19	
2500m	3:12.752	19	20.236
2625m	3:22.920	19	
2750m	3:33.133	19	20.381
2875m	3:43.416	19	
3000m	3:53.744	19	20.611

**Women's Individual Pursuit / Poursuite individuelle femmes****Qualifying / Qualifications****Results / Résultats**

Wed 25 Mar 2009 - Race distance: 3000m

<b>World Record</b>	3:24.537	ULMER Sarah	NZL	Athens (GRE)	22 AUG 2004
---------------------	----------	-------------	-----	--------------	-------------

Rank	Race Number	Name	Country Code	1000m	2000m 1000-2000	Time 2000-3000	Speed Km/h
1	142	HOUVENAGHEL Wendy	GBR	1:11.502 (2)	2:19.492 (1) 1:07.990 (2)	<b>3:29.491</b> 1:09.999 (1)	51.553
2	243	SHANKS Alison	NZL	1:12.659 (3)	2:20.300 (2) 1:07.641 (1)	<b>3:31.063</b> 1:10.763 (2)	51.169
3	210	SEREIKAITE Vilija	LTU	1:10.619 (1)	2:20.955 (3) 1:10.336 (4)	<b>3:33.935</b> 1:12.980 (4)	50.482
4	145	ROWSSELL Joanna	GBR	1:13.013 (5)	2:23.025 (4) 1:10.012 (3)	<b>3:35.028</b> 1:12.003 (3)	50.226
5	19	TOMIC Josephine	AUS	1:12.684 (4)	2:23.340 (5) 1:10.656 (6)	<b>3:37.780</b> 1:14.440 (7)	49.591
6	231	VAN DIJK Eleonora	NED	1:13.028 (6)	2:23.763 (6) 1:10.735 (7)	<b>3:38.373</b> 1:14.610 (9)	49.456
7	43	WHITTEN Tara	CAN	1:14.215 (10)	2:25.064 (7) 1:10.849 (9)	<b>3:38.962</b> 1:13.898 (6)	49.323
8	308	GALYUK Svitlana	UKR	1:14.523 (11)	2:25.367 (8) 1:10.844 (8)	<b>3:40.413</b> 1:15.046 (12)	48.998
9	110	OLABERRIA DORRONSORO Leire	ESP	1:17.112 (20)	2:27.750 (12) 1:10.638 (5)	<b>3:41.176</b> 1:13.426 (5)	48.829
10	166	JOOS Verena	GER	1:14.759 (12)	2:27.680 (11) 1:12.921 (14)	<b>3:42.611</b> 1:14.931 (11)	48.515
11	162	BECKER Charlotte	GER	1:15.441 (16)	2:28.042 (14) 1:12.601 (12)	<b>3:42.821</b> 1:14.779 (10)	48.469
12	70	CALLE WILLIAMS Maria Luisa	COL	1:15.824 (19)	2:27.486 (10) 1:11.662 (10)	<b>3:42.930</b> 1:15.444 (13)	48.445
13	34	D'HOORE Jolien	BEL	1:15.058 (13)	2:29.397 (17) 1:14.339 (15)	<b>3:43.859</b> 1:14.462 (8)	48.244
14	87	KOZLIKOVA Lada	CZE	1:13.358 (7)	2:25.834 (9) 1:12.476 (11)	<b>3:43.880</b> 1:18.046 (16)	48.240
15	211	TREBAITE Ausrine	LTU	1:13.587 (8)	2:28.114 (15) 1:14.527 (16)	<b>3:45.160</b> 1:17.046 (14)	47.965
16	77	RODRIGUEZ HERNANDEZ Dalila	CUB	1:15.137 (14)	2:27.798 (13) 1:12.661 (13)	<b>3:45.956</b> 1:18.158 (17)	47.796
17	284	SLYUSAREVA Olga	RUS	1:15.229 (15)	2:29.799 (18) 1:14.570 (17)	<b>3:47.161</b> 1:17.362 (15)	47.543
18	40	SHARAKOVA Tatsiana	BLR	1:13.937 (9)	2:28.868 (16) 1:14.931 (18)	<b>3:47.636</b> 1:18.768 (18)	47.444
19	259	JASINSKA Edyta	POL	1:15.573 (17)	2:32.542 (19) 1:16.969 (19)	<b>3:53.744</b> 1:21.202 (20)	46.204
20	111	PASCUAL TORRECILLA Gema	ESP	1:15.722 (18)	2:33.528 (20) 1:17.806 (20)	<b>3:56.365</b> 1:22.837 (21)	45.692
21	292	CHANPENG Nontasin	THA	1:21.929 (21)	2:41.039 (21) 1:19.110 (21)	<b>4:01.997</b> 1:20.958 (19)	44.628

25-29 March 2009

Communiqué no. 13

**Women's Individual Pursuit / Poursuite individuelle femmes**

**Qualifying / Qualifications**

**Results / Résultats**

Wed 25 Mar 2009 - Race distance: 3000m

<b>World Record</b>	3:24.537	ULMER Sarah	NZL	Athens (GRE)	22 AUG 2004
---------------------	----------	-------------	-----	--------------	-------------

Rank	Race Number	Name	Country Code	1000m	2000m 1000-2000	Time 2000-3000	Speed Km/h
------	-------------	------	--------------	-------	--------------------	-------------------	---------------

**Qualification rule:**

Fastest 2 riders race for gold (on 25 Mar), and 3rd and 4th riders race for bronze (on 25 Mar).

Communiqué approved by the President of the Commissaires Panel:

.....

25-29 March 2009

Communiqué no. 14

**Women's Individual Pursuit / Poursuite individuelle femmes**

**Finals / Finales**

**Start List / Liste de départ**

Wed 25 Mar 2009 - Race distance: 3000m

<b>World Record</b>	3:24.537	ULMER Sarah	NZL	Athens (GRE)	22 AUG 2004
---------------------	----------	-------------	-----	--------------	-------------

Heat	Race Number	Name	Country Code	Time
FOR	210	SEREIKAITE Vilija	LTU	_____
BRONZE	145	ROWSELL Joanna	GBR	_____
FOR	142	HOUVENAGHEL Wendy	GBR	_____
GOLD	243	SHANKS Alison	NZL	_____

Communiqué approved by the President of the Commissaires Panel:

.....

25-29 March 2009

**Women's Individual Pursuit / Poursuite individuelle femmes**

**Finals / Finales**

**Analysis / Analyse**

Wed 25 Mar 2009

No 210 - SEREIKAITE Vilija (LTU)			
Distance	Time	Rank	Lap Time
125m	12.994	1	
250m	21.194	1	21.194
375m	29.460	1	
500m	37.965	1	16.771
625m	46.434	1	
750m	54.875	1	16.910
875m	1:03.293	1	
1000m	1:11.772	1	16.897
1125m	1:20.309	1	
1250m	1:28.906	1	17.134
1375m	1:37.522	1	
1500m	1:46.245	1	17.339
1625m	1:55.015	1	
1750m	2:03.852	1	17.607
1875m	2:12.675	1	
2000m	2:21.537	1	17.685
2125m	2:30.399	1	
2250m	2:39.324	1	17.787
2375m	2:48.287	1	
2500m	2:57.295	1	17.971
2625m	3:06.328	1	
2750m	3:15.431	1	18.136
2875m	3:24.490	1	
3000m	3:33.583	1	18.152

No 145 - ROWSELL Joanna (GBR)			
Distance	Time	Rank	Lap Time
125m	13.556	2	
250m	22.097	2	22.097
375m	30.478	2	
500m	38.947	2	16.850
625m	47.525	2	
750m	56.190	2	17.243
875m	1:04.958	2	
1000m	1:13.770	2	17.580
1125m	1:22.661	2	
1250m	1:31.589	2	17.819
1375m	1:40.510	2	
1500m	1:49.450	2	17.861
1625m	1:58.348	2	
1750m	2:07.247	2	17.797
1875m	2:16.144	2	
2000m	2:25.057	2	17.810
2125m	2:33.901	2	
2250m	2:42.706	2	17.649
2375m	2:51.453	2	
2500m	3:00.208	2	17.502
2625m	3:08.936	2	
2750m	3:17.689	2	17.481
2875m	3:26.441	2	
3000m	3:35.209	2	17.520

25-29 March 2009

**Women's Individual Pursuit / Poursuite individuelle femmes**

**Finals / Finales**

**Analysis / Analyse**

Wed 25 Mar 2009

No 142 - HOUVENAGHEL Wendy (GBR)			
Distance	Time	Rank	Lap Time
125m	14.172	2	
250m	22.728	2	22.728
375m	30.931	1	
500m	39.120	1	16.392
625m	47.346	1	
750m	55.627	1	16.507
875m	1:03.988	1	
1000m	1:12.412	1	16.785
1125m	1:20.902	1	
1250m	1:29.444	1	17.032
1375m	1:38.015	1	
1500m	1:46.672	1	17.228
1625m	1:55.359	1	
1750m	2:04.113	2	17.441
1875m	2:12.856	2	
2000m	2:21.672	2	17.559
2125m	2:30.447	2	
2250m	2:39.203	2	17.531
2375m	2:47.952	2	
2500m	2:56.780	2	17.577
2625m	3:05.579	2	
2750m	3:14.391	2	17.611
2875m	3:23.274	2	
3000m	3:32.174	2	17.783

No 243 - SHANKS Alison (NZL)			
Distance	Time	Rank	Lap Time
125m	13.931	1	
250m	22.623	1	22.623
375m	31.086	2	
500m	39.563	2	16.940
625m	47.988	2	
750m	56.303	2	16.740
875m	1:04.589	2	
1000m	1:12.977	2	16.674
1125m	1:21.418	2	
1250m	1:29.938	2	16.961
1375m	1:38.469	2	
1500m	1:46.970	2	17.032
1625m	1:55.425	2	
1750m	2:03.876	1	16.906
1875m	2:12.369	1	
2000m	2:20.885	1	17.009
2125m	2:29.451	1	
2250m	2:38.034	1	17.149
2375m	2:46.637	1	
2500m	2:55.232	1	17.198
2625m	3:03.830	1	
2750m	3:12.434	1	17.202
2875m	3:21.089	1	
3000m	3:29.807	1	17.373

25-29 March 2009

Communiqué no. 19

**Women's Individual Pursuit / Poursuite individuelle femmes**  
**Results and Final Classification / Résultats et classement final**  
 Wed 25 Mar 2009 - Race distance: 3000m

<b>World Record</b>	3:24.537	ULMER Sarah	NZL	Athens (GRE)	22 AUG 2004
---------------------	----------	-------------	-----	--------------	-------------

Rank	Race Number	Name	Country Code	1000m	2000m 1000-2000	Time 2000-3000	Speed Km/h
GOLD	1	243 SHANKS Alison	NZL	1:12.977 (2)	2:20.885 (1) 1:07.908 (1)	<b>3:29.807</b> 1:08.922 (1)	51.475
SILVER	2	142 HOUVENAGHEL Wendy	GBR	1:12.412 (1)	2:21.672 (2) 1:09.260 (2)	<b>3:32.174</b> 1:10.502 (2)	50.901
BRONZE	3	210 SEREIKAITĖ Vilija	LTU	1:11.772 (1)	2:21.537 (1) 1:09.765 (1)	<b>3:33.583</b> 1:12.046 (2)	50.565
	4	145 ROWSELL Joanna	GBR	1:13.770 (2)	2:25.057 (2) 1:11.287 (2)	<b>3:35.209</b> 1:10.152 (1)	50.183
	5	19 TOMIC Josephine	AUS				
	6	231 VAN DIJK Eleonora	NED				
	7	43 WHITTEN Tara	CAN				
	8	308 GALYUK Svitlana	UKR				
	9	110 OLABERRIA DORRONSORO Leire	ESP				
	10	166 JOOS Verena	GER				
	11	162 BECKER Charlotte	GER				
	12	70 CALLE WILLIAMS Maria Luisa	COL				
	13	34 D'HOORE Jolien	BEL				
	14	87 KOZLIKOVA Lada	CZE				
	15	211 TREBAITE Ausrine	LTU				
	16	77 RODRIGUEZ HERNANDEZ Dalila	CUB				
	17	284 SLYUSAREVA Olga	RUS				
	18	40 SHARAKOVA Tatsiana	BLR				
	19	259 JASINSKA Edyta	POL				
	20	111 PASCUAL TORRECILLA Gema	ESP				
	21	292 CHANPENG Nontasin	THA				

Communiqué approved by the President of the Commissaires Panel:

.....





Women's Team Pursuit / Poursuite par équipes femmes

Qualifying / Qualifications

Start List / Liste de départ

Thu 26 Mar 2009 - Race distance: 3000m

Heat	Race Number	Country / Name	Time
1		<b>LTU - Lithuania</b>	_____
	209	PAULIUKAITE Svetlana	
	210	SEREIKAITE Vilija	
2		<b>ITA - Italy</b>	_____
	189	BORCHI Alessandra	
	192	GUDERZO Tatiana	
3		<b>POL - Poland</b>	_____
	259	JASINSKA Edyta	
	260	MACZKA Dominika	
4		<b>AUS - Australia</b>	_____
	13	ANKUDINOFF Ashlee	
	16	KENT Sarah	
5		<b>CHN - China</b>	_____
	54	CHEN Yue	
	57	SUN Feiyan	
6		<b>COL - Colombia</b>	_____
	69	BOTERO COY Andrea	
	70	CALLE WILLIAMS Maria Luisa	
7		<b>BEL - Belgium</b>	_____
	33	DAAMS Jessie	
	34	D'HOORE Jolien	
8		<b>NED - Netherlands</b>	_____
	229	KOEDOODER Vera	
	230	PIETERS Amy	
9		<b>RUS - Russia</b>	_____
	278	TCHALYKH Elena	
	281	KONDEL Victoria	
10		<b>ESP - Spain</b>	_____
	109	CASAS ROIGE Helena	
	111	PASCUAL TORRECILLA Gema	
	112	USABIAGA BALERDI Ana	



**Women's Team Pursuit / Poursuite par équipes femmes**

**Qualifying / Qualifications**

**Start List / Liste de départ**

Thu 26 Mar 2009 - Race distance: 3000m

Heat	Race Number	Country / Name	Time
11		<b>NZL - New Zealand</b>	_____
	241	ELLIS Lauren	
	242	NIELSEN Jaime	
12	243	SHANKS Alison	
		<b>BLR - Belarus</b>	_____
	38	AMIALYUSIK Alena	
13	39	PAPKO Aksana	
	40	SHARAKOVA Tatsiana	
		<b>GER - Germany</b>	_____
14	162	BECKER Charlotte	
	163	BECKER Christina	
	166	JOOS Verena	
14		<b>GBR - Great Britain</b>	_____
	139	ARMITSTEAD Elizabeth	
	142	HOUVENAGHEL Wendy	
	145	ROWSELL Joanna	

**Qualification rule:**

Fastest 2 teams race for gold (on 26 Mar), and 3rd and 4th teams race for bronze (on 26 Mar).

Communiqué approved by the President of the Commissaires Panel:

.....

**Note:**

The composition of the teams may be subject to change up to one hour before the start of the race

25-29 March 2009

**Women's Team Pursuit / Poursuite par équipes femmes**

**Qualifying / Qualifications**

**Analysis / Analyse**

Thu 26 Mar 2009

<b>No 1 - Lithuania (LTU)</b>			
Distance	Time	Rank	Lap Time
250m	21.634	1	21.634
500m	38.029	1	16.395
750m	55.300	5	17.271
1000m	1:11.860	4	16.560
1250m	1:28.844	5	16.984
1500m	1:46.350	6	17.506
1750m	2:03.937	6	17.587
2000m	2:21.449	6	17.512
2250m	2:38.918	6	17.469
2500m	2:56.716	6	17.798
2750m	3:14.231	6	17.515
3000m	3:30.966	5	16.735

<b>No 2 - Italy (ITA)</b>			
Distance	Time	Rank	Lap Time
250m	23.067	11	23.067
500m	40.080	13	17.013
750m	56.962	12	16.882
1000m	1:14.121	12	17.159
1250m	1:31.476	13	17.355
1500m	1:49.014	12	17.538
1750m	2:06.641	12	17.627
2000m	2:24.318	12	17.677
2250m	2:42.372	12	18.054
2500m	3:00.327	12	17.955
2750m	3:17.892	12	17.565
3000m	3:35.661	12	17.769

<b>No 3 - Poland (POL)</b>			
Distance	Time	Rank	Lap Time
250m	22.313	4	22.313
500m	38.946	6	16.633
750m	56.199	8	17.253
1000m	1:13.346	8	17.147
1250m	1:31.240	11	17.894
1500m	1:49.312	13	18.072
1750m	2:07.052	13	17.740
2000m	2:25.455	13	18.403
2250m	2:43.668	13	18.213
2500m	3:01.756	13	18.088
2750m	3:20.413	13	18.657
3000m	3:38.319	13	17.906

<b>No 4 - Australia (AUS)</b>			
Distance	Time	Rank	Lap Time
250m	22.319	5	22.319
500m	38.458	3	16.139
750m	54.898	2	16.440
1000m	1:11.307	2	16.409
1250m	1:27.856	2	16.549
1500m	1:44.804	2	16.948
1750m	2:01.748	2	16.944
2000m	2:18.772	2	17.024
2250m	2:36.088	3	17.316
2500m	2:53.069	3	16.981
2750m	3:10.215	3	17.146
3000m	3:27.719	3	17.504

<b>No 5 - China (CHN)</b>			
Distance	Time	Rank	Lap Time
250m	23.294	13	23.294
500m	40.601	14	17.307
750m	57.308	14	16.707
1000m	1:14.394	13	17.086
1250m	1:31.364	12	16.970
1500m	1:48.119	10	16.755
1750m	2:05.465	9	17.346
2000m	2:22.603	8	17.138
2250m	2:39.900	8	17.297
2500m	2:57.652	8	17.752
2750m	3:15.034	8	17.382
3000m	3:31.753	6	16.719

<b>No 6 - Colombia (COL)</b>			
Distance	Time	Rank	Lap Time
250m	23.440	14	23.440
500m	39.978	12	16.538
750m	56.512	11	16.534
1000m	1:13.481	11	16.969
1250m	1:30.861	9	17.380
1500m	1:48.107	9	17.246
1750m	2:05.506	10	17.399
2000m	2:23.103	11	17.597
2250m	2:40.640	10	17.537
2500m	2:58.511	10	17.871
2750m	3:16.624	10	18.113
3000m	3:34.460	10	17.836

25-29 March 2009

**Women's Team Pursuit / Poursuite par équipes femmes**

**Qualifying / Qualifications**

**Analysis / Analyse**

Thu 26 Mar 2009

No 7 - Belgium (BEL)			
Distance	Time	Rank	Lap Time
250m	22.595	7	22.595
500m	39.143	9	16.548
750m	56.275	10	17.132
1000m	1:13.477	10	17.202
1250m	1:30.583	8	17.106
1500m	1:48.271	11	17.688
1750m	2:05.785	11	17.514
2000m	2:22.738	9	16.953
2250m	2:40.510	9	17.772
2500m	2:58.283	9	17.773
2750m	3:15.655	9	17.372
3000m	3:33.010	9	17.355

No 8 - Netherlands (NED)			
Distance	Time	Rank	Lap Time
250m	22.764	10	22.764
500m	39.120	8	16.356
750m	55.748	6	16.628
1000m	1:12.925	7	17.177
1250m	1:29.719	7	16.794
1500m	1:46.734	7	17.015
1750m	2:04.251	7	17.517
2000m	2:21.571	7	17.320
2250m	2:38.772	5	17.201
2500m	2:56.273	4	17.501
2750m	3:13.613	4	17.340
3000m	3:30.893	4	17.280

No 9 - Russia (RUS)			
Distance	Time	Rank	Lap Time
250m	22.098	3	22.098
500m	38.597	4	16.499
750m	55.251	4	16.654
1000m	1:11.996	5	16.745
1250m	1:29.005	6	17.009
1500m	1:46.333	5	17.328
1750m	2:03.703	5	17.370
2000m	2:21.219	5	17.516
2250m	2:39.188	7	17.969
2500m	2:56.730	7	17.542
2750m	3:14.767	7	18.037
3000m	3:32.272	8	17.505

No 10 - Spain (ESP)			
Distance	Time	Rank	Lap Time
250m	22.720	9	22.720
500m	39.808	11	17.088
750m	57.255	13	17.447
1000m	1:14.726	14	17.471
1250m	1:32.949	14	18.223
1500m	1:50.926	14	17.977
1750m	2:09.365	14	18.439
2000m	2:28.163	14	18.798
2250m	2:46.691	14	18.528
2500m	3:05.553	14	18.862
2750m	3:24.230	14	18.677
3000m	3:42.953	14	18.723

No 11 - New Zealand (NZL)			
Distance	Time	Rank	Lap Time
250m	23.120	12	23.120
500m	39.767	10	16.647
750m	56.106	7	16.339
1000m	1:12.368	6	16.262
1250m	1:28.783	4	16.415
1500m	1:45.554	4	16.771
1750m	2:02.279	3	16.725
2000m	2:18.923	3	16.644
2250m	2:35.678	2	16.755
2500m	2:52.577	2	16.899
2750m	3:09.256	2	16.679
3000m	3:26.023	2	16.767

No 12 - Belarus (BLR)			
Distance	Time	Rank	Lap Time
250m	22.339	6	22.339
500m	39.055	7	16.716
750m	56.220	9	17.165
1000m	1:13.387	9	17.167
1250m	1:30.984	10	17.597
1500m	1:48.068	8	17.084
1750m	2:05.318	8	17.250
2000m	2:22.868	10	17.550
2250m	2:40.731	11	17.863
2500m	2:58.663	11	17.932
2750m	3:16.737	11	18.074
3000m	3:34.536	11	17.799

25-29 March 2009

**Women's Team Pursuit / Poursuite par équipes femmes**

**Qualifying / Qualifications**

**Analysis / Analyse**

Thu 26 Mar 2009

No 13 - Germany (GER)			
Distance	Time	Rank	Lap Time
250m	22.052	2	22.052
500m	38.427	2	16.375
750m	54.756	1	16.329
1000m	1:11.329	3	16.573
1250m	1:28.331	3	17.002
1500m	1:45.163	3	16.832
1750m	2:02.658	4	17.495
2000m	2:20.234	4	17.576
2250m	2:38.061	4	17.827
2500m	2:56.328	5	18.267
2750m	3:13.896	5	17.568
3000m	3:31.770	7	17.874

No 14 - Great Britain (GBR)			
Distance	Time	Rank	Lap Time
250m	22.614	8	22.614
500m	38.701	5	16.087
750m	54.948	3	16.247
1000m	1:11.241	1	16.293
1250m	1:27.819	1	16.578
1500m	1:44.472	1	16.653
1750m	2:01.062	1	16.590
2000m	2:17.638	1	16.576
2250m	2:34.451	1	16.813
2500m	2:51.351	1	16.900
2750m	3:08.234	1	16.883
3000m	3:25.147	1	16.913

**Women's Team Pursuit / Poursuite par équipes femmes**

**Qualifying / Qualifications**

**Results / Résultats**

Thu 26 Mar 2009 - Race distance: 3000m

Rank	Country / Name	1000m	2000m	Time	Speed
			1000-2000	2000-3000	Km/h
1	<b>GBR - Great Britain</b>	1:11.241 (1)	2:17.638 (1)	<b>3:25.147</b>	52.645
	139 ARMITSTEAD Elizabeth		1:06.397 (1)	1:07.509 (2)	
	142 HOUVENAGHEL Wendy				
	145 ROWSELL Joanna				
2	<b>NZL - New Zealand</b>	1:12.368 (6)	2:18.923 (3)	<b>3:26.023</b>	52.421
	241 ELLIS Lauren		1:06.555 (2)	1:07.100 (1)	
	242 NIELSEN Jaime				
	243 SHANKS Alison				
3	<b>AUS - Australia</b>	1:11.307 (2)	2:18.772 (2)	<b>3:27.719</b>	51.993
	13 ANKUDINOFF Ashlee		1:07.465 (3)	1:08.947 (3)	
	16 KENT Sarah				
	19 TOMIC Josephine				
4	<b>NED - Netherlands</b>	1:12.925 (7)	2:21.571 (7)	<b>3:30.893</b>	51.210
	229 KOEDOODER Vera		1:08.646 (5)	1:09.322 (5)	
	230 PIETERS Amy				
	231 VAN DIJK Eleonora				
5	<b>LTU - Lithuania</b>	1:11.860 (4)	2:21.449 (6)	<b>3:30.966</b>	51.193
	209 PAULIUKAITE Svetlana		1:09.589 (10)	1:09.517 (6)	
	210 SEREIKAITA Vilija				
	211 TREBAITE Ausrine				
6	<b>CHN - China</b>	1:14.394 (13)	2:22.603 (8)	<b>3:31.753</b>	51.002
	54 CHEN Yue		1:08.209 (4)	1:09.150 (4)	
	57 SUN Feiyan				
	58 WANG Cui				
7	<b>GER - Germany</b>	1:11.329 (3)	2:20.234 (4)	<b>3:31.770</b>	50.998
	162 BECKER Charlotte		1:08.905 (6)	1:11.536 (11)	
	163 BECKER Christina				
	166 JOOS Verena				
8	<b>RUS - Russia</b>	1:11.996 (5)	2:21.219 (5)	<b>3:32.272</b>	50.878
	278 TCHALYKH Elena		1:09.223 (7)	1:11.053 (8)	
	281 KONDEL Victoria				
	284 SLYUSAREVA Olga				
9	<b>BEL - Belgium</b>	1:13.477 (10)	2:22.738 (9)	<b>3:33.010</b>	50.701
	33 DAAMS Jessie		1:09.261 (8)	1:10.272 (7)	
	34 D'HOORE Jolien				
	35 DRUYTS Kelly				

**Women's Team Pursuit / Poursuite par équipes femmes**

**Qualifying / Qualifications**

**Results / Résultats**

Thu 26 Mar 2009 - Race distance: 3000m

Rank	Country / Name	1000m	2000m	Time	Speed
			1000-2000	2000-3000	Km/h
10	<b>COL - Colombia</b>	1:13.481 (11)	2:23.103 (11)	<b>3:34.460</b>	50.359
	69 BOTERO COY Andrea		1:09.622 (11)	1:11.357 (10)	
	70 CALLE WILLIAMS Maria Luisa				
	72 VARGAS VILLAMIL Lorena Maria				
11	<b>BLR - Belarus</b>	1:13.387 (9)	2:22.868 (10)	<b>3:34.536</b>	50.341
	38 AMIALYUSIK Alena		1:09.481 (9)	1:11.668 (12)	
	39 PAPKO Aksana				
	40 SHARAKOVA Tatsiana				
12	<b>ITA - Italy</b>	1:14.121 (12)	2:24.318 (12)	<b>3:35.661</b>	50.078
	189 BORCHI Alessandra		1:10.197 (12)	1:11.343 (9)	
	192 GUDERZO Tatiana				
	193 TAGLIAFERRO Marta				
13	<b>POL - Poland</b>	1:13.346 (8)	2:25.455 (13)	<b>3:38.319</b>	49.468
	259 JASINSKA Edyta		1:12.109 (13)	1:12.864 (13)	
	260 MACZKA Dominika				
	261 WOJTYRA Malgorzata				
14	<b>ESP - Spain</b>	1:14.726 (14)	2:28.163 (14)	<b>3:42.953</b>	48.440
	109 CASAS ROIGE Helena		1:13.437 (14)	1:14.790 (14)	
	111 PASCUAL TORRECILLA Gema				
	112 USABIAGA BALERDI Ana				

**Qualification rule:**

Fastest 2 teams race for gold (on 26 Mar), and 3rd and 4th teams race for bronze (on 26 Mar).

Communiqué approved by the President of the Commissaires Panel:

.....

**Women's Team Pursuit / Poursuite par équipes femmes**

**Finals / Finales**

**Start List / Liste de départ**

Thu 26 Mar 2009 - Race distance: 3000m

Heat	Race Number	Country / Name	Time
FOR BRONZE		<b>AUS - Australia</b>	_____
	13	ANKUDINOFF Ashlee	
	16	KENT Sarah	
	19	TOMIC Josephine	
		<b>NED - Netherlands</b>	_____
	229	KOEDOODER Vera	
	230	PIETERS Amy	
	231	VAN DIJK Eleonora	
FOR GOLD		<b>GBR - Great Britain</b>	_____
	139	ARMITSTEAD Elizabeth	
	142	HOUVENAGHEL Wendy	
	145	ROWSELL Joanna	
		<b>NZL - New Zealand</b>	_____
	241	ELLIS Lauren	
	242	NIELSEN Jaime	
	243	SHANKS Alison	

Communiqué approved by the President of the Commissaires Panel:

.....

**Note:**

The composition of the teams may be subject to change up to one hour before the start of the race



25-29 March 2009

**Women's Team Pursuit / Poursuite par équipes femmes**

**Finals / Finales**

**Analysis / Analyse**

Thu 26 Mar 2009

<b>No 4 - Australia (AUS)</b>			
Distance	Time	Rank	Lap Time
125m	13.762	1	
250m	22.051	1	22.051
375m	29.985	1	
500m	38.107	1	16.056
625m	46.183	1	
750m	54.424	1	16.317
875m	1:02.451	1	
1000m	1:10.616	1	16.192
1125m	1:18.714	1	
1250m	1:27.070	1	16.454
1375m	1:35.530	1	
1500m	1:43.754	1	16.684
1625m	1:52.086	1	
1750m	2:00.410	1	16.656
1875m	2:08.955	1	
2000m	2:17.547	1	17.137
2125m	2:25.905	1	
2250m	2:34.358	1	16.811
2375m	2:42.730	1	
2500m	2:51.373	1	17.015
2625m	2:59.832	1	
2750m	3:08.446	1	17.073
2875m	3:16.703	1	
3000m	3:24.972	1	16.526

<b>No 8 - Netherlands (NED)</b>			
Distance	Time	Rank	Lap Time
125m	14.007	2	
250m	22.411	2	22.411
375m	30.636	2	
500m	38.728	2	16.317
625m	46.992	2	
750m	55.274	2	16.546
875m	1:03.561	2	
1000m	1:12.079	2	16.805
1125m	1:20.414	2	
1250m	1:28.851	2	16.772
1375m	1:37.316	2	
1500m	1:45.924	2	17.073
1625m	1:54.218	2	
1750m	2:02.704	2	16.780
1875m	2:11.348	2	
2000m	2:19.939	2	17.235
2125m	2:28.592	2	
2250m	2:37.463	2	17.524
2375m	2:45.988	2	
2500m	2:54.713	2	17.250
2625m	3:03.224	2	
2750m	3:12.001	2	17.288
2875m	3:20.636	2	
3000m	3:29.379	2	17.378

25-29 March 2009

**Women's Team Pursuit / Poursuite par équipes femmes**

**Finals / Finales**

**Analysis / Analyse**

Thu 26 Mar 2009

No 14 - Great Britain (GBR)			
Distance	Time	Rank	Lap Time
125m	14.184	1	
250m	22.497	1	22.497
375m	30.542	1	
500m	38.495	1	15.998
625m	46.529	1	
750m	54.309	1	15.814
875m	1:02.336	1	
1000m	1:10.272	1	15.963
1125m	1:18.507	1	
1250m	1:26.664	1	16.392
1375m	1:34.965	1	
1500m	1:43.145	1	16.481
1625m	1:51.448	1	
1750m	1:59.718	1	16.573
1875m	2:08.094	1	
2000m	2:16.304	1	16.586
2125m	2:24.624	1	
2250m	2:32.770	1	16.466
2375m	2:41.168	1	
2500m	2:49.435	1	16.665
2625m	2:57.866	1	
2750m	3:06.093	1	16.658
2875m	3:14.504	1	
3000m	3:22.720	1	16.627

No 11 - New Zealand (NZL)			
Distance	Time	Rank	Lap Time
125m	14.263	2	
250m	22.701	2	22.701
375m	30.896	2	
500m	38.926	2	16.225
625m	46.783	2	
750m	54.804	2	15.878
875m	1:02.712	2	
1000m	1:10.686	2	15.882
1125m	1:18.859	2	
1250m	1:26.906	2	16.220
1375m	1:35.130	2	
1500m	1:43.279	2	16.373
1625m	1:51.490	2	
1750m	1:59.911	2	16.632
1875m	2:08.208	2	
2000m	2:16.442	2	16.531
2125m	2:24.861	2	
2250m	2:33.149	2	16.707
2375m	2:41.645	2	
2500m	2:50.076	2	16.927
2625m	2:58.511	2	
2750m	3:07.186	2	17.110
2875m	3:15.564	2	
3000m	3:23.993	2	16.807

**Women's Team Pursuit / Poursuite par équipes femmes**  
**Results and Final Classification / Résultats et classement final**

Thu 26 Mar 2009 - Race distance: 3000m

Rank	Country / Name	1000m	2000m	Time	Speed		
			1000-2000	2000-3000	Km/h		
GOLD	1	<b>GBR - Great Britain</b>	1:10.272 (1)	2:16.304 (1)	<b>3:22.720</b>	53.275	
		139 ARMITSTEAD Elizabeth		1:06.032 (2)	1:06.416 (1)		
		142 HOUVENAGHEL Wendy					
		145 ROWSELL Joanna					
SILVER	2	<b>NZL - New Zealand</b>	1:10.686 (2)	2:16.442 (2)	<b>3:23.993</b>	52.942	
		241 ELLIS Lauren		1:05.756 (1)	1:07.551 (2)		
		242 NIELSEN Jaime					
		243 SHANKS Alison					
BRONZE	3	<b>AUS - Australia</b>	1:10.616 (1)	2:17.547 (1)	<b>3:24.972</b>	52.690	
		13 ANKUDINOFF Ashlee		1:06.931 (1)	1:07.425 (1)		
		16 KENT Sarah					
		19 TOMIC Josephine					
		4	<b>NED - Netherlands</b>	1:12.079 (2)	2:19.939 (2)		<b>3:29.379</b>
		229 KOEDOODER Vera		1:07.860 (2)	1:09.440 (2)		
		230 PIETERS Amy					
		231 VAN DIJK Eleonora					
		5	LTU - Lithuania				
		6	CHN - China				
		7	GER - Germany				
		8	RUS - Russia				
	9	BEL - Belgium					
	10	COL - Colombia					
	11	BLR - Belarus					
	12	ITA - Italy					
	13	POL - Poland					
	14	ESP - Spain					

Communiqué approved by the President of the Commissaires Panel:

.....

**Women's Team Sprint / Vitesse par équipes femmes**

**Qualifying / Qualifications**

**Start List / Liste de départ**

Thu 26 Mar 2009 - Race distance: 2 laps

Heat	Race Number	Country / Name	Time
1		<b>AUS - Australia</b>	_____
	17	MCCULLOCH Kaarle	
	18	MEARES Anna	
		<b>HKG - Hong Kong</b>	_____
	176	LEE Wai See	
	177	MENG Zhao Juan	
2		<b>LTU - Lithuania</b>	_____
	207	GAIVENYTE Gintare	
	208	KRUPECKAITE Simona	
		<b>RUS - Russia</b>	_____
	280	GRANKOVSKAYA Svetlana	
	285	STRELTSOVA Olga	
3		<b>POL - Poland</b>	_____
	257	DABROWSKA Renata	
	258	DREJGIER Aleksandra	
		<b>NED - Netherlands</b>	_____
	227	HIJGENAAR Yvonne	
	228	KANIS Willy	
4		<b>CHN - China</b>	_____
	55	GONG Jinjie	
	60	ZHENG Lulu	
		<b>GER - Germany</b>	_____
	167	VOGEL Kristina	
	168	WELTE Miriam	
5		<b>GBR - Great Britain</b>	_____
	143	PENDLETON Victoria	
	144	READE Shanaze	
		<b>FRA - France</b>	_____
	125	CLAIR Sandie	
	127	SANCHEZ Clara	

**Qualification rule:**

Fastest 2 riders race for gold (on 26 Mar), and 3rd and 4th riders race for bronze (on 26 Mar).

Communiqué approved by the President of the Commissaires Panel:

.....

**Note:**

Because of variable track lengths there are no records kept for this event. The composition of the teams may be subject to change up to the start of the race

25-29 March 2009

**Women's Team Sprint / Vitesse par équipes femmes**

**Qualifying / Qualifications**

**Analysis / Analyse**

Thu 26 Mar 2009

<b>No 1 - Australia (AUS)</b>			
Distance	Time	Rank	Lap Time
125m	11.458	1	
250m	18.833	1	18.833
375m	26.027	1	
500m	33.452	1	14.619

<b>No 2 - Hong Kong (HKG)</b>			
Distance	Time	Rank	Lap Time
125m	13.001	10	
250m	21.089	10	21.089
375m	28.702	10	
500m	36.418	10	15.329

<b>No 3 - Lithuania (LTU)</b>			
Distance	Time	Rank	Lap Time
125m	11.917	6	
250m	19.507	7	19.507
375m	26.490	4	
500m	33.617	4	14.110

<b>No 4 - Russia (RUS)</b>			
Distance	Time	Rank	Lap Time
125m	12.313	9	
250m	19.988	9	19.988
375m	27.315	8	
500m	34.733	8	14.745

<b>No 5 - Poland (POL)</b>			
Distance	Time	Rank	Lap Time
125m	12.022	8	
250m	19.959	8	19.959
375m	27.459	9	
500m	35.095	9	15.136

<b>No 6 - Netherlands (NED)</b>			
Distance	Time	Rank	Lap Time
125m	11.709	3	
250m	19.054	2	19.054
375m	26.342	3	
500m	33.791	5	14.737

<b>No 7 - China (CHN)</b>			
Distance	Time	Rank	Lap Time
125m	11.866	5	
250m	19.302	4	19.302
375m	26.871	7	
500m	34.475	7	15.173

<b>No 8 - Germany (GER)</b>			
Distance	Time	Rank	Lap Time
125m	11.820	4	
250m	19.371	6	19.371
375m	26.641	6	
500m	33.922	6	14.551

<b>No 9 - Great Britain (GBR)</b>			
Distance	Time	Rank	Lap Time
125m	11.932	7	
250m	19.359	5	19.359
375m	26.507	5	
500m	33.598	2	14.239

<b>No 10 - France (FRA)</b>			
Distance	Time	Rank	Lap Time
125m	11.592	2	
250m	19.093	3	19.093
375m	26.258	2	
500m	33.609	3	14.516

**Women's Team Sprint / Vitesse par équipes femmes**

**Qualifying / Qualifications**

**Results / Résultats**

Thu 26 Mar 2009 - Race distance: 3 laps

Rank	Country / Name	Lap 1	Time	Speed
			Lap 1-2	Km/h
1	<b>AUS - Australia</b>	18.833 (1)	<b>33.452</b>	53.808
	17 MCCULLOCH Kaarle		14.619 (5)	
	18 MEARES Anna			
2	<b>GBR - Great Britain</b>	19.359 (5)	<b>33.598</b>	53.574
	143 PENDLETON Victoria		14.239 (2)	
	144 READE Shanaze			
3	<b>FRA - France</b>	19.093 (3)	<b>33.609</b>	53.557
	125 CLAIR Sandie		14.516 (3)	
	127 SANCHEZ Clara			
4	<b>LTU - Lithuania</b>	19.507 (7)	<b>33.617</b>	53.544
	207 GAIVENYTE Gintare		14.110 (1)	
	208 KRUPECKAITE Simona			
5	<b>NED - Netherlands</b>	19.054 (2)	<b>33.791</b>	53.268
	227 HIJGENAAR Yvonne		14.737 (6)	
	228 KANIS Willy			
6	<b>GER - Germany</b>	19.371 (6)	<b>33.922</b>	53.062
	167 VOGEL Kristina		14.551 (4)	
	168 WELTE Miriam			
7	<b>CHN - China</b>	19.302 (4)	<b>34.475</b>	52.211
	55 GONG Jinjie		15.173 (9)	
	60 ZHENG Lulu			
8	<b>RUS - Russia</b>	19.988 (9)	<b>34.733</b>	51.823
	280 GRANKOVSKAYA Svetlana		14.745 (7)	
	285 STRELTSOVA Olga			
9	<b>POL - Poland</b>	19.959 (8)	<b>35.095</b>	51.289
	257 DABROWSKA Renata		15.136 (8)	
	258 DREJGIER Aleksandra			
10	<b>HKG - Hong Kong</b>	21.089 (10)	<b>36.418</b>	49.426
	176 LEE Wai See		15.329 (10)	
	177 MENG Zhao Juan			

**Qualification rule:**

Fastest 2 riders race for gold (on 26 Mar), and 3rd and 4th riders race for bronze (on 26 Mar).

**Women's Team Sprint / Vitesse par équipes femmes**

**Qualifying / Qualifications**

**Results / Résultats**

Thu 26 Mar 2009 - Race distance: 3 laps

Rank	Country / Name	Lap 1	Time	Speed
			Lap 1-2	Km/h

Communiqué approved by the President of the Commissaires Panel:

.....

**Note:**  
Because of variable track lengths there are no records kept for this event

**Women's Team Sprint / Vitesse par équipes femmes**

**Finals / Finales**

**Start List / Liste de départ**

Thu 26 Mar 2009 - Race distance: 2 laps

Heat	Race Number	Country / Name	Time
FOR BRONZE	125	<b>FRA - France</b> CLAIR Sandie	_____
	127	SANCHEZ Clara	
		<b>LTU - Lithuania</b>	_____
	207	GAIVENYTE Gintare	
	208	KRUPECKAITE Simona	
FOR GOLD	17	<b>AUS - Australia</b> MCCULLOCH Kaarle	_____
	18	MEARES Anna	
		<b>GBR - Great Britain</b>	_____
	143	PENDLETON Victoria	
	144	READE Shanaze	

Communiqué approved by the President of the Commissaires Panel:

.....

**Note:**  
Because of variable track lengths there are no records kept for this event. The composition of the teams may be subject to change up to the start of the race



25-29 March 2009

**Women's Team Sprint / Vitesse par équipes femmes**

**Finals / Finales**

**Analysis / Analyse**

Thu 26 Mar 2009

No 10 - France (FRA)			
Distance	Time	Rank	Lap Time
125m	11.587	1	
250m	19.180	1	19.180
375m	26.346	1	
500m	33.638	2	14.458

No 3 - Lithuania (LTU)			
Distance	Time	Rank	Lap Time
125m	11.986	2	
250m	19.567	2	19.567
375m	26.467	2	
500m	33.495	1	13.928

No 1 - Australia (AUS)			
Distance	Time	Rank	Lap Time
125m	11.363	1	
250m	18.692	1	18.692
375m	25.795	1	
500m	33.149	1	14.457

No 9 - Great Britain (GBR)			
Distance	Time	Rank	Lap Time
125m	11.731	2	
250m	19.195	2	19.195
375m	26.295	2	
500m	33.380	2	14.185

**Women's Team Sprint / Vitesse par équipes femmes**

**Results and Final Classification / Résultats et classement final**

Thu 26 Mar 2009 - Race distance: 3 laps

	Rank	Country / Name	Lap 1	Time Lap 1-2	Speed Km/h
GOLD	1	<b>AUS - Australia</b> 17 MCCULLOCH Kaarle 18 MEARES Anna	18.692 (1)	<b>33.149</b> 14.457 (2)	54.300
SILVER	2	<b>GBR - Great Britain</b> 143 PENDLETON Victoria 144 READE Shanaze	19.195 (2)	<b>33.380</b> 14.185 (1)	53.924
BRONZE	3	<b>LTU - Lithuania</b> 207 GAIVENYTE Gintare 208 KRUPECKAITE Simona	19.567 (2)	<b>33.495</b> 13.928 (1)	53.739
	4	<b>FRA - France</b> 125 CLAIR Sandie 127 SANCHEZ Clara	19.180 (1)	<b>33.638</b> 14.458 (2)	53.510
	5	NED - Netherlands			
	6	GER - Germany			
	7	CHN - China			
	8	RUS - Russia			
	9	POL - Poland			
	10	HKG - Hong Kong			

Communiqué approved by the President of the Commissaires Panel:

.....

**Note:**  
Because of variable track lengths there are no records kept for this event



Women's Keirin / Keirin femmes

First Round / Premier tour

Start List / Liste de départ

Sun 29 Mar 2009 - Race distance: 8 laps

Heat	Race Number	Name	Country Code
1	56	GUO Shuang	CHN
	125	CLAIR Sandie	FRA
	143	PENDLETON Victoria	GBR
	167	VOGEL Kristina	GER
	257	DABROWSKA Renata	POL
	285	STRELTSOVA Olga	RUS
2	18	MEARES Anna	AUS
	60	ZHENG Lulu	CHN
	71	GARCIA ORREGO Diana Maria	COL
	127	SANCHEZ Clara	FRA
	146	VARNISH Jessica	GBR
	191	FRISONI Elisa	ITA
	227	HIJGENAAR Yvonne	NED
3	17	MCCULLOCH Kaarle	AUS
	76	GUERRA RODRIGUEZ Lisandra	CUB
	168	WELTE Miriam	GER
	208	KRUPECKAITE Simona	LTU
	228	KANIS Willy	NED
	293	MANEEPHAN Jutatip	THA
	318	SULLIVAN Monique	CAN

**Qualification rule:**

First 2 riders in each heat qualify to second round (on 29 Mar), remainder to first round repechage (on 29 Mar).

Communiqué approved by the President of the Commissaires Panel:

.....

**Note:**

No records are kept for this event





Women's Keirin / Keirin femmes

First Round / Premier tour

Results / Résultats

Sun 29 Mar 2009 - Race distance: 8 laps

Heat	Rank	Race Number	Name	Country Code
1	1	56	<b>GUO Shuang</b>	<b>CHN</b>
	2	125	<b>CLAIR Sandie</b>	<b>FRA</b>
	3	167	VOGEL Kristina	GER
	4	285	STRELTSOVA Olga	RUS
	5	143	PENDLETON Victoria	GBR
	6	257	DABROWSKA Renata	POL
2	1	127	<b>SANCHEZ Clara</b>	<b>FRA</b>
	2	18	<b>MEARES Anna</b>	<b>AUS</b>
	3	71	GARCIA ORREGO Diana Maria	COL
	4	146	VARNISH Jessica	GBR
	5	191	FRISONI Elisa	ITA
	6	227	HIJGENAAR Yvonne	NED
	7	60	ZHENG Lulu	CHN
3	1	208	<b>KRUPECKAITE Simona</b>	<b>LTU</b>
	2	76	<b>GUERRA RODRIGUEZ Lisandra</b>	<b>CUB</b>
	3	17	MCCULLOCH Kaarle	AUS
	4	228	KANIS Willy	NED
	5	168	WELTE Miriam	GER
	6	293	MANEEPHAN Jutatip	THA
	7	318	SULLIVAN Monique	CAN

**Qualification rule:**

First 2 riders in each heat qualify to second round (on 29 Mar), remainder to first round repechage (on 29 Mar).

Communiqué approved by the President of the Commissaires Panel:

.....

**Note:**

No records are kept for this event





Women's Keirin / Keirin femmes  
First Round Repechage / Repêchage premier tour  
Start List / Liste de départ

Sun 29 Mar 2009 - Race distance: 8 laps

Heat	Race Number	Name	Country Code
1	146	VARNISH Jessica	GBR
	167	VOGEL Kristina	GER
	168	WELTE Miriam	GER
	227	HIJGENAAR Yvonne	NED
2	71	GARCIA ORREGO Diana Maria	COL
	191	FRISONI Elisa	ITA
	228	KANIS Willy	NED
	257	DABROWSKA Renata	POL
	318	SULLIVAN Monique	CAN
3	17	MCCULLOCH Kaarle	AUS
	60	ZHENG Lulu	CHN
	143	PENDLETON Victoria	GBR
	285	STRELTSOVA Olga	RUS
	293	MANEEPHAN Jutatip	THA

**Qualification rule:**

First 2 riders in each heat qualify to second round (on 29 Mar).

Communiqué approved by the President of the Commissaires Panel:

.....

**Note:**

No records are kept for this event





**Women's Keirin / Keirin femmes  
First Round Repechage / Repêchage premier tour  
Results / Résultats**

Sun 29 Mar 2009 - Race distance: 8 laps

Heat	Rank	Race Number	Name	Country Code
1	1	167	<b>VOGEL Kristina</b>	<b>GER</b>
	2	168	<b>WELTE Miriam</b>	<b>GER</b>
	3	227	HIJGENAAR Yvonne	NED
	4	146	VARNISH Jessica	GBR
2	1	228	<b>KANIS Willy</b>	<b>NED</b>
	2	191	<b>FRISONI Elisa</b>	<b>ITA</b>
	3	318	SULLIVAN Monique	CAN
	4	257	DABROWSKA Renata	POL
	5	71	GARCIA ORREGO Diana Maria	COL
3	1	143	<b>PENDLETON Victoria</b>	<b>GBR</b>
	2	17	<b>MCCULLOCH Kaarle</b>	<b>AUS</b>
	3	285	STRELTSOVA Olga	RUS
	4	60	ZHENG Lulu	CHN
	5	293	MANEEPHAN Jutatip	THA

**Qualification rule:**

First 2 riders in each heat qualify to second round (on 29 Mar).

Communiqué approved by the President of the Commissaires Panel:

.....

**Note:**

No records are kept for this event



**Women's Keirin / Keirin femmes**

**Second Round / Deuxième tour**

**Start List / Liste de départ**

Sun 29 Mar 2009 - Race distance: 8 laps

Heat	Race Number	Name	Country Code
1	17	MCCULLOCH Kaarle	AUS
	18	MEARES Anna	AUS
	56	GUO Shuang	CHN
	76	GUERRA RODRIGUEZ Lisandra	CUB
	167	VOGEL Kristina	GER
	191	FRISONI Elisa	ITA
2	125	CLAIR Sandie	FRA
	127	SANCHEZ Clara	FRA
	143	PENDLETON Victoria	GBR
	168	WELTE Miriam	GER
	208	KRUPECKAITE Simona	LTU
	228	KANIS Willy	NED

**Qualification rule:**

First 3 riders in each heat qualify to final 1-6 (on 29 Mar) and the others to final 7-12 (on 29 Mar).

Communiqué approved by the President of the Commissaires Panel:

.....

**Note:**

No records are kept for this event



Women's Keirin / Keirin femmes

Second Round / Deuxième tour

Results / Résultats

Sun 29 Mar 2009 - Race distance: 8 laps

Heat	Rank	Race Number	Name	Country Code
1	1	56	GUO Shuang	CHN
	2	18	MEARES Anna	AUS
	3	191	FRISONI Elisa	ITA
	4	76	GUERRA RODRIGUEZ Lisandra	CUB
	5	17	MCCULLOCH Kaarle	AUS
	6	167	VOGEL Kristina	GER
2	1	127	SANCHEZ Clara	FRA
	2	228	KANIS Willy	NED
	3	125	CLAIR Sandie	FRA
	4	143	PENDLETON Victoria	GBR
	5	168	WELTE Miriam	GER
	6	208	KRUPECKAITE Simona	LTU

Qualification rule:

First 3 riders in each heat qualify to final 1-6 (on 29 Mar) and the others to final 7-12 (on 29 Mar).

Communiqué approved by the President of the Commissaires Panel:

.....

Note:

No records are kept for this event





**Women's Keirin / Keirin femmes**

**Finals / Finales**

**Start List / Liste de départ**

Sun 29 Mar 2009 - Race distance: 8 laps

Heat	Race Number	Name	Country Code
Final 7-12	17	MCCULLOCH Kaarle	AUS
	76	GUERRA RODRIGUEZ Lisandra	CUB
	143	PENDLETON Victoria	GBR
	167	VOGEL Kristina	GER
	168	WELTE Miriam	GER
	208	KRUPECKAITE Simona	LTU
Final 1-6	18	MEARES Anna	AUS
	56	GUO Shuang	CHN
	125	CLAIR Sandie	FRA
	127	SANCHEZ Clara	FRA
	191	FRISONI Elisa	ITA
	228	KANIS Willy	NED

Communiqué approved by the President of the Commissaires Panel:

.....

**Note:**  
No records are kept for this event

**Women's Keirin / Keirin femmes**

**Results and Final Classification / Résultats et classement final**

Sun 29 Mar 2009 - Race distance: 8 laps

Heat	Rank	Race Number	Name	Country Code
Final 1-6	1	56	GUO Shuang	CHN
	2	127	SANCHEZ Clara	FRA
	3	228	KANIS Willy	NED
	4	191	FRISONI Elisa	ITA
	5	18	MEARES Anna	AUS
	6	125	CLAIR Sandie	FRA
Final 7-12	7	76	GUERRA RODRIGUEZ Lisandra	CUB
	8	168	WELTE Miriam	GER
	9	17	MCCULLOCH Kaarle	AUS
	10	167	VOGEL Kristina	GER
	11	143	PENDLETON Victoria	GBR
	DNS	208	KRUPECKAITE Simona	LTU
	13	227	HIJGENAAR Yvonne	NED
	13	285	STRELTSOVA Olga	RUS
	13	318	SULLIVAN Monique	CAN
	16	60	ZHENG Lulu	CHN
	16	146	VARNISH Jessica	GBR
	16	257	DABROWSKA Renata	POL
	19	71	GARCIA ORREGO Diana Maria	COL
	19	293	MANEEPHAN Jutatip	THA

Communiqué approved by the President of the Commissaires Panel:

.....

**Note:**  
No records are kept for this event

**Legend:**  
**DNS** Did Not Start



Women's Scratch / Scratch femmes

Final / Finale

Start List / Liste de départ

Fri 27 Mar 2009 - Race distance: 40 laps (10km)

Race Number	Name	Country Code
-------------	------	--------------

At the fence

15	GOSS Belinda	AUS
35	DRUYTS Kelly	BEL
38	AMIALYUSIK Alena	BLR
43	WHITTEN Tara	CAN
57	SUN Feiyan	CHN
70	CALLE WILLIAMS Maria Luisa	COL
75	GONZALEZ VALDIVIESO Yumari	CUB
88	MACHACOVA Jarmila	CZE
110	OLABERRIA DORRONSORO Leire	ESP
126	JEULAND Pascale	FRA

At the blue band

139	ARMITSTEAD Elizabeth	GBR
175	DIAO Xiao Juan	HKG
190	BRONZINI Giorgia	ITA
231	VAN DIJK Eleonora	NED
241	ELLIS Lauren	NZL
261	WOJTYRA Malgorzata	POL
283	ROMANYUTA Evgeniya	RUS
288	WOLFER Andrea	SUI
294	WICHANA Thatsani	THA
316	OLDS Shelley	USA

Communiqué approved by the President of the Commissaires Panel:

.....

**Note:**  
No records are kept for this event





**2009 UCI TRACK CYCLING  
WORLD CHAMPIONSHIPS**

**PRUSZKÓW  
POLAND**

25-29 March 2009

Communiqué no. 68

**Women's Scratch / Scratch femmes**

**Final / Finale**

**Results / Résultats**

Fri 27 Mar 2009 - Race distance: 40 laps (10km)

Rank	Race Number	Name	Country Code	Laps Down
1	75	GONZALEZ VALDIVIESO Yumari	CUB	
2	139	ARMITSTEAD Elizabeth	GBR	
3	15	GOSS Belinda	AUS	
4	190	BRONZINI Giorgia	ITA	
5	126	JEULAND Pascale	FRA	
6	231	VAN DIJK Eleonora	NED	
7	35	DRUYTS Kelly	BEL	
8	288	WOLFER Andrea	SUI	
9	57	SUN Feiyan	CHN	
10	88	MACHACOVA Jarmila	CZE	
11	241	ELLIS Lauren	NZL	
12	316	OLDS Shelley	USA	
13	38	AMIALYUSIK Alena	BLR	
14	70	CALLE WILLIAMS Maria Luisa	COL	
15	43	WHITTEN Tara	CAN	
16	261	WOJTYRA Malgorzata	POL	
17	294	WICHANA Thatsani	THA	
18	110	OLABERRIA DORRONSORO Leire	ESP	
19	175	DIAO Xiao Juan	HKG	
DNF	283	ROMANYUTA Evgeniya	RUS	

Communiqué approved by the President of the Commissaires Panel:

.....

**Note:**  
No records are kept for this event



**Women's Points Race / Course aux points femmes**

**Final / Finale**

**Start List / Liste de départ**

Sun 29 Mar 2009 - Race distance: 100 laps (25km) with 10 sprints

Race Number	Name	Country Code
-------------	------	--------------

**At the fence**

1	OLABERRIA DORRONSORO Leire	ESP
2	PAULIUKAITE Svetlana	LTU
3	SLYUSAREVA Olga	RUS
4	JEULAND Pascale	FRA
5	MACHACOVA Jarmila	CZE
6	BRONZINI Giorgia	ITA
7	GOSS Belinda	AUS
8	ARMITSTEAD Elizabeth	GBR
9	WANG Cui	CHN
10	GONZALEZ VALDIVIESO Yumari	CUB
11	WHITTEN Tara	CAN

**At the blue band**

12	OLDS Shelley	USA
13	D'HOORE Jolien	BEL
14	GEBHARDT Elke	GER
15	WONG Wan Yiu	HKG
16	WOJTYRA Malgorzata	POL
17	WOLFER Andrea	SUI
18	VAN DIJK Eleonora	NED
19	CALLE WILLIAMS Maria Luisa	COL
20	CHANPENG Nontasin	THA
21	PAPKO Aksana	BLR
22	ELLIS Lauren	NZL

Communiqué approved by the President of the Commissaires Panel:

.....

**Note:**  
No records are kept for this event



2009 UCI TRACK CYCLING  
WORLD CHAMPIONSHIPS

PRUSZKÓW  
POLAND

25-29 March 2009

Communiqué no. 127

Women's Points Race / Course aux points femmes

Final / Finale

Results / Résultats

Sun 29 Mar 2009 - Race distance: 100 laps (25km) with 10 sprints

Elapsed time: 32:41.800

Average Speed: 45.876 Km/h

Rank	Race No	Name	Countr Code	Sprint Number										Finish Order	Lap Points			Total Points
				1	2	3	4	5	6	7	8	9	10		+	-	Balance	
1	6	BRONZINI Giorgia	ITA	3	2			3	1	2	1	5	1	4				18
2	10	GONZALEZ VALDIVIESO Yumari	CUB	5				5					5	1				15
3	8	ARMITSTEAD Elizabeth	GBR		3				2	3		3	2	3				13
4	9	WANG Cui	CHN				2		5		5			17				12
5	7	GOSS Belinda	AUS		5			1				1	3	2				10
6	2	PAULIUKAITE Svetlana	LTU	2		2				5				18				9
7	1	OLABERRIA DORRONSORO	ESP	1		5						2		8				8
8	5	MACHACOVA Jarmila	CZE		1		5			1				13				7
9	15	WONG Wan Yiu	HKG						3		3			6				6
10	14	GEBHARDT Elke	GER			1		2						5				3
11	11	WHITTEN Tara	CAN				3							9				3
12	22	ELLIS Lauren	NZL				1					2		15				3
13	17	WOLFER Andrea	SUI											7				0
14	19	CALLE WILLIAMS Maria Luisa	COL											10				0
15	18	VAN DIJK Eleonora	NED											11				0
16	12	OLDS Shelley	USA											12				0
17	13	D'HOORE Jolien	BEL											14				0
18	20	CHANPENG Nontasin	THA											16				0
	3	SLYUSAREVA Olga	RUS			3												DNF
	4	JEULAND Pascale	FRA															DNF
	16	WOJTYRA Malgorzata	POL											19		40	-40	DNF
	21	PAPKO Aksana	BLR															DNF

Communiqué approved by the President of the Commissaires Panel:

**Note:**  
No records are kept for this event

**Legend:**  
DNF Did Not Finish    No Number    + Points gained    - Points lost



**Women's Omnium / Omnium femmes**

**Sprint 200m t.t. / Vitesse 200m c.l.m.**

**Start List / Liste de départ**

Sat 28 Mar 2009 - Race distance: 200m flying start (3.5 laps)

<b>World Record</b>	10.831	SLYUSAREVA Olga	RUS	Moscou (RUS)	25 APR 1993
---------------------	--------	-----------------	-----	--------------	-------------

Order	Race Number	Name	Country Code	Time
1	69	BOTERO COY Andrea	COL	_____
2	240	BOYD Kaytee	NZL	_____
3	309	KALITOVSKA Lesya	UKR	_____
4	111	PASCUAL TORRECILLA Gema	ESP	_____
5	19	TOMIC Josephine	AUS	_____
6	87	KOZLIKOVA Lada	CZE	_____
7	175	DIAO Xiao Juan	HKG	_____
8	210	SEREIKAITE Vilija	LTU	_____
9	257	DABROWSKA Renata	POL	_____
10	77	RODRIGUEZ HERNANDEZ Dalila	CUB	_____
11	43	WHITTEN Tara	CAN	_____
12	162	BECKER Charlotte	GER	_____
13	284	SLYUSAREVA Olga	RUS	_____
14	191	FRISONI Elisa	ITA	_____
15	227	HIJGENAAR Yvonne	NED	_____
16	140	BLYTH Anna	GBR	_____

Communiqué approved by the President of the Commissaires Panel:

.....

**Women's Omnium / Omnium femmes**

**Sprint 200m t.t. / Vitesse 200m c.l.m.**

**Results / Résultats**

Sat 28 Mar 2009 - Race distance: 200m flying start (3.5 laps)

<b>World Record</b>	10.831	SLYUSAREVA Olga	RUS	Moscou (RUS)	25 APR 1993
---------------------	--------	-----------------	-----	--------------	-------------

Rank	Race Number	Name	Country Code	100m	Time 100-200	Speed Km/h
1	227	HIJGENAAR Yvonne	NED	5.643 (1)	<b>11.400</b> 5.757 (1)	63.157
2	140	BLYTH Anna	GBR	5.703 (2)	<b>11.552</b> 5.849 (2)	62.326
3	191	FRISONI Elisa	ITA	5.714 (3)	<b>11.622</b> 5.908 (3)	61.951
4	210	SEREIKAITE Vilija	LTU	5.821 (4)	<b>11.800</b> 5.979 (4)	61.016
5	43	WHITTEN Tara	CAN	5.842 (5)	<b>11.882</b> 6.040 (7)	60.595
6	19	TOMIC Josephine	AUS	5.925 (8)	<b>11.942</b> 6.017 (5)	60.291
7	87	KOZLIKOVA Lada	CZE	5.902 (7)	<b>11.981</b> 6.079 (8)	60.095
8	257	DABROWSKA Renata	POL	5.901 (6)	<b>12.015</b> 6.114 (9)	59.925
9	309	KALITOVSKA Lesya	UKR	6.101 (11)	<b>12.139</b> 6.038 (6)	59.312
10	284	SLYUSAREVA Olga	RUS	6.018 (9)	<b>12.214</b> 6.196 (10)	58.948
11	175	DIAO Xiao Juan	HKG	6.093 (10)	<b>12.344</b> 6.251 (12)	58.327
12	111	PASCUAL TORRECILLA Gema	ESP	6.117 (12)	<b>12.376</b> 6.259 (14)	58.177
13	77	RODRIGUEZ HERNANDEZ Dalila	CUB	6.128 (13)	<b>12.381</b> 6.253 (13)	58.153
14	162	BECKER Charlotte	GER	6.151 (14)	<b>12.390</b> 6.239 (11)	58.111
15	240	BOYD Kaytee	NZL	6.279 (15)	<b>12.769</b> 6.490 (15)	56.386
16	69	BOTERO COY Andrea	COL	6.317 (16)	<b>12.828</b> 6.511 (16)	56.127

Communiqué approved by the President of the Commissaires Panel:

.....



**Women's Omnium / Omnium femmes**

**Scratch / Scratch**

**Start List / Liste de départ**

Mon 1 Jan 1601 - Race distance: 20 laps (5km)

Race Number	Name	Country Code
-------------	------	--------------

**At the fence**

19	TOMIC Josephine	AUS
43	WHITTEN Tara	CAN
69	BOTERO COY Andrea	COL
77	RODRIGUEZ HERNANDEZ Dalila	CUB
87	KOZLIKOVA Lada	CZE
111	PASCUAL TORRECILLA Gema	ESP
140	BLYTH Anna	GBR
162	BECKER Charlotte	GER

**At the blue band**

175	DIAO Xiao Juan	HKG
191	FRISONI Elisa	ITA
210	SEREIKAITE Vilija	LTU
227	HIJGENAAR Yvonne	NED
240	BOYD Kaytee	NZL
257	DABROWSKA Renata	POL
284	SLYUSAREVA Olga	RUS
309	KALITOVSKA Lesya	UKR

Communiqué approved by the President of the Commissaires Panel:

.....

**Note:**  
No records are kept for this event

**Women's Omnium / Omnium femmes**

**Scratch / Scratch**

**Results / Résultats**

Sat 28 MAR 2009 - Race distance: 20 laps (5km)

Rank	Race Number	Name	Country Code	Laps Down
1	43	WHITTEN Tara	CAN	
2	309	KALITOVSKA Lesya	UKR	
3	257	DABROWSKA Renata	POL	
4	111	PASCUAL TORRECILLA Gema	ESP	
5	77	RODRIGUEZ HERNANDEZ Dalila	CUB	
6	191	FRISONI Elisa	ITA	
7	227	HIJGENAAR Yvonne	NED	
8	19	TOMIC Josephine	AUS	
9	69	BOTERO COY Andrea	COL	
10	162	BECKER Charlotte	GER	
11	240	BOYD Kaytee	NZL	
12	284	SLYUSAREVA Olga	RUS	
13	210	SEREIKAITE Vilija	LTU	
14	87	KOZLIKOVA Lada	CZE	
15	175	DIAO Xiao Juan	HKG	
16	140	BLYTH Anna	GBR	

Communiqué approved by the President of the Commissaires Panel:

.....

**Note:**  
No records are kept for this event

**Women's Omnium / Omnium femmes**  
**Individual Pursuit / Poursuite individuelle**  
**Start List / Liste de départ**  
 Sat 28 Mar 2009 - Race distance: 2000m

Heat	Race Number	Name	Country Code	Time
1	175	DIAO Xiao Juan	HKG	_____
	240	BOYD Kaytee	NZL	_____
2	162	BECKER Charlotte	GER	_____
	69	BOTERO COY Andrea	COL	_____
3	87	KOZLIKOVA Lada	CZE	_____
	284	SLYUSAREVA Olga	RUS	_____
4	140	BLYTH Anna	GBR	_____
	77	RODRIGUEZ HERNANDEZ Dalila	CUB	_____
5	111	PASCUAL TORRECILLA Gema	ESP	_____
	210	SEREIKAITE Vilija	LTU	_____
6	309	KALITOVSKA Lesya	UKR	_____
	19	TOMIC Josephine	AUS	_____
7	191	FRISONI Elisa	ITA	_____
	257	DABROWSKA Renata	POL	_____
8	43	WHITTEN Tara	CAN	_____
	227	HIJGENAAR Yvonne	NED	_____

Communiqué approved by the President of the Commissaires Panel:

.....

**Women's Omnium / Omnium femmes  
Individual Pursuit / Poursuite individuelle  
Results / Résultats**

Sat 28 Mar 2009 - Race distance: 2000m

Rank	Race Number	Name	Country Code	1000m	Time 1000-2000	Speed Km/h
1	210	SEREIKAITE Vilija	LTU	1:11.631 (1)	<b>2:20.682</b> 1:09.051 (1)	51.179
2	43	WHITTEN Tara	CAN	1:12.903 (4)	<b>2:23.950</b> 1:11.047 (3)	50.017
3	309	KALITOVSKA Lesya	UKR	1:13.085 (5)	<b>2:24.094</b> 1:11.009 (2)	49.967
4	19	TOMIC Josephine	AUS	1:13.770 (9)	<b>2:25.841</b> 1:12.071 (5)	49.368
5	87	KOZLIKOVA Lada	CZE	1:13.561 (8)	<b>2:26.037</b> 1:12.476 (6)	49.302
6	162	BECKER Charlotte	GER	1:13.381 (7)	<b>2:27.078</b> 1:13.697 (9)	48.953
7	240	BOYD Kaytee	NZL	1:14.282 (10)	<b>2:27.283</b> 1:13.001 (7)	48.885
8	77	RODRIGUEZ HERNANDEZ Dalila	CUB	1:15.704 (14)	<b>2:27.450</b> 1:11.746 (4)	48.830
9	227	HIJGENAAR Yvonne	NED	1:14.602 (11)	<b>2:27.757</b> 1:13.155 (8)	48.728
10	140	BLYTH Anna	GBR	1:12.805 (3)	<b>2:27.918</b> 1:15.113 (12)	48.675
11	284	SLYUSAREVA Olga	RUS	1:15.444 (13)	<b>2:29.295</b> 1:13.851 (10)	48.226
12	69	BOTERO COY Andrea	COL	1:15.756 (15)	<b>2:30.419</b> 1:14.663 (11)	47.866
13	191	FRISONI Elisa	ITA	1:12.650 (2)	<b>2:30.815</b> 1:18.165 (14)	47.740
14	111	PASCUAL TORRECILLA Gema	ESP	1:15.302 (12)	<b>2:31.658</b> 1:16.356 (13)	47.475
15	257	DABROWSKA Renata	POL	1:13.305 (6)	<b>2:32.060</b> 1:18.755 (15)	47.349
16	175	DIAO Xiao Juan	HKG	1:23.603 (16)	<b>2:44.123</b> 1:20.520 (16)	43.869

Communiqué approved by the President of the Commissaires Panel:

.....

**Women's Omnium / Omnium femmes**

**Points Race / Course aux points**

**Start List / Liste de départ**

Sat 28 Mar 2009 - Race distance: 40 laps (10km) with 4 sprints

Race Number	Name	Country Code
-------------	------	--------------

**At the fence**

19	TOMIC Josephine	AUS
43	WHITTEN Tara	CAN
69	BOTERO COY Andrea	COL
77	RODRIGUEZ HERNANDEZ Dalila	CUB
87	KOZLIKOVA Lada	CZE
111	PASCUAL TORRECILLA Gema	ESP
140	BLYTH Anna	GBR
162	BECKER Charlotte	GER

**At the blue band**

175	DIAO Xiao Juan	HKG
191	FRISONI Elisa	ITA
210	SEREIKAITE Vilija	LTU
227	HIJGENAAR Yvonne	NED
240	BOYD Kaytee	NZL
257	DABROWSKA Renata	POL
284	SLYUSAREVA Olga	RUS
309	KALITOVSKA Lesya	UKR

Communiqué approved by the President of the Commissaires Panel:

.....

**Note:**  
No records are kept for this event

25-29 March 2009

Communiqué no. 94

**Women's Omnium / Omnium femmes**

**Points Race / Course aux points**

**Results / Résultats**

Sat 28 Mar 2009 - Race distance: 40 laps (10km) with 4 sprints

Elapsed time: **13:25.936**

Average Speed: **44.668 Km/h**

Rank	Race No	Name	Countr Code	Sprint Nr				Finish Order	Lap Points			Total Points
				1	2	3	4		+	-	Balance	
1	19	TOMIC Josephine	AUS		5		5	1				10
2	77	RODRIGUEZ HERNANDEZ Dalila	CUB		2	3	1	4				6
3	191	FRISONI Elisa	ITA	5		1		7				6
4	162	BECKER Charlotte	GER			5		15				5
5	175	DIAO Xiao Juan	HKG		1		3	2				4
6	309	KALITOVSKA Lesya	UKR	2		2		14				4
7	111	PASCUAL TORRECILLA Gema	ESP		3			9				3
8	257	DABROWSKA Renata	POL	3				10				3
9	227	HIJGENAAR Yvonne	NED				2	3				2
10	284	SLYUSAREVA Olga	RUS	1				12				1
11	43	WHITTEN Tara	CAN					5				0
12	210	SEREIKAITE Vilija	LTU					6				0
13	87	KOZLIKOVA Lada	CZE					8				0
14	140	BLYTH Anna	GBR					11				0
15	69	BOTERO COY Andrea	COL					13				0
	240	BOYD Kaytee	NZL									DNF
	0											0
	0											0

Communiqué approved by the President of the Commissaires Panel:

.....

**Note:**  
No records are kept for this event

**Legend:**  
**DNF** Did Not Finish    **No** Number    **+** Points gained    **-** Points lost

**Women's Omnium / Omnium femmes**

**500m t.t. / 500m t.t.**

**Start List / Liste de départ**

Sat 28 Mar 2009

<b>World Record</b>	33.588	MEARES Anna	AUS	MALLORCA (ESP)	31 MAR 2007
---------------------	--------	-------------	-----	----------------	-------------

Heat	Race Number	Name	Country Code	Time
1	240	BOYD Kaytee	NZL	_____
	69	BOTERO COY Andrea	COL	_____
2	284	SLYUSAREVA Olga	RUS	_____
	175	DIAO Xiao Juan	HKG	_____
3	87	KOZLIKOVA Lada	CZE	_____
	140	BLYTH Anna	GBR	_____
4	257	DABROWSKA Renata	POL	_____
	111	PASCUAL TORRECILLA Gema	ESP	_____
5	210	SEREIKAITE Vilija	LTU	_____
	162	BECKER Charlotte	GER	_____
6	227	HIJGENAAR Yvonne	NED	_____
	77	RODRIGUEZ HERNANDEZ Dalila	CUB	_____
7	309	KALITOVSKA Lesya	UKR	_____
	191	FRISONI Elisa	ITA	_____
8	43	WHITTEN Tara	CAN	_____
	19	TOMIC Josephine	AUS	_____

Communiqué approved by the President of the Commissaires Panel:

.....

**Women's Omnium / Omnium femmes**

**500m t.t. / 500m t.t.**

**Results / Résultats**

Sat 28 Mar 2009

<b>World Record</b>	33.588	MEARES Anna	AUS	MALLORCA (ESP)	31 MAR 2007
---------------------	--------	-------------	-----	----------------	-------------

Rank	Race Number	Name	Country Code	250m	Time 250-500	Speed Km/h
1	227	HIJGENAAR Yvonne	NED	19.999 (1)	<b>35.242</b> 15.243 (3)	51.075
2	140	BLYTH Anna	GBR	20.063 (2)	<b>35.377</b> 15.314 (5)	50.880
3	191	FRISONI Elisa	ITA	20.236 (3)	<b>35.458</b> 15.222 (2)	50.764
4	210	SEREIKAITE Vilija	LTU	20.479 (4)	<b>35.660</b> 15.181 (1)	50.476
5	87	KOZLIKOVA Lada	CZE	20.713 (6)	<b>35.981</b> 15.268 (4)	50.026
6	257	DABROWSKA Renata	POL	20.605 (5)	<b>36.326</b> 15.721 (8)	49.551
7	19	TOMIC Josephine	AUS	21.105 (7)	<b>36.650</b> 15.545 (6)	49.113
8	43	WHITTEN Tara	CAN	21.581 (9)	<b>37.451</b> 15.870 (10)	48.062
9	309	KALITOVSKA Lesya	UKR	21.852 (13)	<b>37.483</b> 15.631 (7)	48.021
10	162	BECKER Charlotte	GER	21.706 (10)	<b>37.524</b> 15.818 (9)	47.969
11	77	RODRIGUEZ HERNANDEZ Dalila	CUB	21.521 (8)	<b>37.696</b> 16.175 (11)	47.750
12	240	BOYD Kaytee	NZL	21.727 (11)	<b>37.907</b> 16.180 (12)	47.484
13	284	SLYUSAREVA Olga	RUS	21.748 (12)	<b>37.992</b> 16.244 (13)	47.378
14	175	DIAO Xiao Juan	HKG	22.152 (14)	<b>38.896</b> 16.744 (15)	46.277
15	111	PASCUAL TORRECILLA Gema	ESP	22.417 (16)	<b>38.924</b> 16.507 (14)	46.243
16	69	BOTERO COY Andrea	COL	22.365 (15)	<b>39.126</b> 16.761 (16)	46.005

Communiqué approved by the President of the Commissaires Panel:

.....



**Women's Omnium / Omnium femmes**

**Final Classification / Classement final**

Sat 28 Mar 2009

Rank	Bib	Name	Country Code	Sprint 200m t.t.	Scratch	Pursuit	Points Race	500m t.t.	Total
1	19	TOMIC Josephine	AUS	6	8	4	1	7	26
2	43	WHITTEN Tara	CAN	5	1	2	11	8	27
3	227	HIJGENAAR Yvonne	NED	1	7	9	9	1	27
4	191	FRISONI Elisa	ITA	3	6	13	3	3	28
5	309	KALITOVSKA Lesya	UKR	9	2	3	6	9	29
6	210	SEREIKAITE Vilija	LTU	4	13	1	12	4	34
7	77	RODRIGUEZ HERNANDEZ Dalila	CUB	13	5	8	2	11	39
8	257	DABROWSKA Renata	POL	8	3	15	8	6	40
9	87	KOZLIKOVA Lada	CZE	7	14	5	13	5	44
10	140	BLYTH Anna	GBR	2	16	10	14	2	44
11	162	BECKER Charlotte	GER	14	10	6	4	10	44
12	111	PASCUAL TORRECILLA Gema	ESP	12	4	14	7	15	52
13	284	SLYUSAREVA Olga	RUS	10	12	11	10	13	56
14	240	BOYD Kaytee	NZL	15	11	7	16	12	61
15	175	DIAO Xiao Juan	HKG	11	15	16	5	14	61
16	69	BOTERO COY Andrea	COL	16	9	12	15	16	68