

Competition Schedule / Programme des compétitions


As of WED 12 APR 2017

Date	Session Time	Duration Time	Event
WED 12 APR	15:00 / 16:44	48	Women's Team Pursuit, Qualifying
		56	Men's Team Pursuit, Qualifying
WED 12 APR	18:40 / 21:32	20	Opening Ceremony
		17	Women's Team Sprint, Qualifying
		25	Men's Team Sprint, Qualifying
		18	Women's Scratch Race, Final
		11	Women's Team Sprint, First Round
		13	Men's Team Sprint, First Round
		8	Women's Scratch Race, Victory Ceremony
		26	Men's Team Pursuit, First Round
		8	Women's Team Sprint, Finals
		8	Men's Team Sprint, Finals
WED 12 APR	18:40 / 21:32	8	Women's Team Sprint, Victory Ceremony
		10	Men's Team Sprint, Victory Ceremony

Warm Up Sessions: 13:00 - 14:50 / xx:xx - 18:30

www.tissotwatches.com

www.uci.ch

Timing and Results provided by  **TISSOT**

Report Created WED 12 APR 2017 17:00

Page 1/1

Competition Schedule / Programme des compétitions

As of WED 12 APR 2017

Date	Session Time	Duration Time	Event
THU 13 APR	15:00 / 17:14	41	Women's Sprint, Qualifying
		18	Men's Keirin, First Round
		38	Women's Sprint, 1/16 Finals
		18	Men's Keirin, First Round Repechage
		19	Women's Sprint, 1/8 Finals
	19:00 / 21:51	28	Women's Team Pursuit, First Round
		16	Women's Sprint, Quarterfinals - Race 1
		9	Men's Keirin, Second Round
		14	Men's Team Pursuit, Finals
		16	Women's Sprint, Quarterfinals - Race 2
		23	Men's Scratch Race, Final
		4	Women's Sprint, Quarterfinals - Decider
		10	Men's Team Pursuit, Victory Ceremony
		8	Men's Scratch Race, Victory Ceremony
		10	Men's Keirin, Finals
		15	Women's Team Pursuit, Finals
		8	Men's Keirin, Victory Ceremony
		10	Women's Team Pursuit, Victory Ceremony

Competition Schedule / Programme des compétitions

As of THU 13 APR 2017

Date	Session Time	Duration Time	Event
FRI 14 APR	13:30 / 17:08	44	Men's Sprint, Qualifying
		18	Women's Omnium, Scratch Race 1\4
		38	Men's Sprint, 1/16 Finals
		87	Men's Individual Pursuit, Qualifying
		19	Men's Sprint, 1/8 Finals
		12	Women's Omnium, Tempo Race 2\4
	19:03 / 22:10	52	Men's Points Race, Final
		8	Women's Sprint, Semifinals - Race 1
		18	Women's Omnium, Elimination Race 3\4
		8	Women's Sprint, Semifinals - Race 2
		8	Men's Points Race, Victory Ceremony
		4	Women's Sprint, Semifinals - Race 2
		15	Men's Individual Pursuit, Finals
		8	Women's Sprint, Finals - Race 1
		30	Women's Omnium, Points Race 4\4
		8	Women's Sprint, Finals - Race 2
		8	Men's Individual Pursuit, Victory Ceremony
		4	Women's Sprint, Finals - Decider
		8	Women's Omnium, Victory Ceremony
		8	Women's Sprint, Victory Ceremony

Warm Up Sessions: 11:30 - 13:20 / End of Previous Session - 18:50

Competition Schedule / Programme des compétitions

As of FRI 14 APR 2017

Date	Session Time	Duration Time	Event
SAT 15 APR	12:30 / 15:18	25	Women's 500m Time Trial, Qualifying
		16	Men's Sprint, Quarterfinals - Race 1
		23	Men's Omnium, Scratch Race 1¼
		16	Men's Sprint, Quarterfinals - Race 2
		69	Women's Individual Pursuit, Qualifying
		4	Men's Sprint, Quarterfinals - Decider
		15	Men's Omnium, Tempo Race 2¼
	19:03 / 22:32	22	Women's 500m Time Trial, Final
		18	Men's Omnium, Elimination Race 3¼
		8	Women's 500m Time Trial, Victory Ceremony
		8	Men's Sprint, Semifinals - Race 1
		37	Women's Madison, Final
		8	Men's Sprint, Semifinals - Race 2
		8	Women's Madison, Victory Ceremony
		5	Entertainment
		4	Men's Sprint, Semifinals - Decider
		15	Women's Individual Pursuit, Finals
		8	Men's Sprint, Finals - Race 1
		8	Women's Individual Pursuit, Victory Ceremony
		32	Men's Omnium, Points Race 4¼
		8	Men's Sprint, Finals - Race 2
		8	Men's Omnium, Victory Ceremony
		4	Men's Sprint, Finals - Decider
		8	Men's Sprint, Victory Ceremony

Warm Up Sessions: 10:30 - 12:20 / End of Previous Session - 18:50

Competition Schedule / Programme des compétitions

As of SUN 16 APR 2017

Date	Session Time	Duration Time	Event
SUN 16 APR	10:00 / 11:11	18	Women's Keirin, First Round
		35	Men's 1Km Time Trial, Qyalifying
18		Women's Keirin, First Round Repechages	
	13:45 / 17:00	18	Ceremony
		9	Women's Keirin, Second Round
		37	Women's Points Race, Final
		24	Men's 1Km Time Trial, Final
		8	Women's Points Race, Victory Ceremony
		8	Men's 1Km Time Trial, Victory Ceremony
		5	* Entertainment
		10	Women's Keirin, Finals
		60	Men's Madison, Final
		8	Women's Keirin, Victory Ceremony
	8	Men's Madison, Victory Ceremony	

Warm Up Sessions: 08:00 - 09:50 / End of Previous Session - 13:30

* = Cancelled if late.

Medallists by Event / Médaillé(e)s par épreuve

As of SUN 16 APR 2017 at 16:58

Event	Date	Medal	Name	Country Code
Men's Madison	16 APR 2017	GOLD	KNEISKY Morgan THOMAS Benjamin	FRA
		SILVER	MEYER Cameron SCOTSON Callum	AUS
		BRONZE	DE KETELE Kenny DE PAUW Moreno	BEL
Women's Keirin	16 APR 2017	GOLD	VOGEL Kristina	GER
		SILVER	BAYONA PINEDA Martha	COL
		BRONZE	DEGRENDELE Nicky	BEL
Men's 1Km Time Trial	16 APR 2017	GOLD	PERVIS Francois	FRA
		SILVER	BABEK Tomas	CZE
		SILVER	LAFARGUE Quentin	FRA
Women's Points Race	16 APR 2017	GOLD	BARKER Elinor	GBR
		SILVER	HAMMER Sarah	USA
		BRONZE	WILD Kirsten	NED
Men's Omnium	15 APR 2017	GOLD	THOMAS Benjamin	FRA
		SILVER	GATE Aaron	NZL
		BRONZE	TORRES BARCELO Albert	ESP
Men's Sprint	15 APR 2017	GOLD	DMITRIEV Denis	RUS
		SILVER	LAVREYSEN Harrie	NED
		BRONZE	MITCHELL Ethan	NZL
Women's Individual Pursuit	15 APR 2017	GOLD	DYGERT Chloe	USA
		SILVER	ANKUDINOFF Ashlee	AUS
		BRONZE	CATLIN Kelly	USA
Women's Madison	15 APR 2017	GOLD	D'HOORE Jolien KOPECKY Lotte	BEL
		SILVER	BARKER Elinor NELSON Emily	GBR
		BRONZE	CURE Amy MANLY Alexandra	AUS
Women's 500m Time Trial	15 APR 2017	GOLD	SHMELEVA Daria	RUS
		SILVER	WELTE Miriam	GER
		BRONZE	VOINOVA Anastasiia	RUS
Women's Omnium	14 APR 2017	GOLD	ARCHIBALD Katie	GBR
		SILVER	WILD Kirsten	NED
		BRONZE	CURE Amy	AUS
Women's Sprint	14 APR 2017	GOLD	VOGEL Kristina	GER
		SILVER	MORTON Stephanie	AUS
		BRONZE	LEE Wai Sze	HKG
Men's Individual Pursuit	14 APR 2017	GOLD	KERBY Jordan	AUS
		SILVER	GANNA Filippo	ITA
		BRONZE	O'BRIEN Kelland	AUS
Men's Points Race	14 APR 2017	GOLD	MEYER Cameron	AUS
		SILVER	DE KETELE Kenny	BEL
		BRONZE	PSZCZOLARSKI Wojciech	POL

Medallists by Event / Médaillé(e)s par épreuve

As of SUN 16 APR 2017 at 16:58

Event	Date	Medal	Name	Country Code
Women's Team Pursuit	13 APR 2017	GOLD	CATLIN Kelly DYGERT Chloe GEIST Kimberly VALENTE Jennifer	USA
		SILVER	ANKUDINOFF Ashlee CURE Amy MANLY Alexandra WIASAK Rebecca	AUS
		BRONZE	BUCHANAN Rushlee JAMES Kirstie NIELSEN Jaime SHEATH Racquel DRUMMOND Michaela	NZL
Men's Keirin	13 APR 2017	GOLD	AWANG Mohd Azizulhasni	MAS
		SILVER	PUERTA ZAPATA Fabian Hernando	COL
		BRONZE	BABEK Tomas	CZE
Men's Scratch Race	13 APR 2017	GOLD	TEKLINSKI Adrian	POL
		SILVER	LISS Lucas	GER
		BRONZE	LATHAM Christopher	GBR
Men's Team Pursuit	13 APR 2017	GOLD	MEYER Cameron PORTER Alexander WELSFORD Sam YALLOURIS Nicholas O'BRIEN Kelland WIGHT Rohan	AUS
		SILVER	BULLING Pieter GOUGH Regan KENNETT Dylan KERGOZOU Nicholas	NZL
		BRONZE	BERTAZZO Liam CONSONNI Simone GANNA Filippo LAMON Francesco SCARTEZZINI Michele	ITA
Men's Team Sprint	12 APR 2017	GOLD	DAWKINS Edward MITCHELL Ethan WEBSTER Sam	NZL
		SILVER	BUCHLI Matthijs HOOGLAND Jeffrey LAVREYSEN Harrie BOS Theo VAN 'T HOENDERDAAL Nils	NED
		BRONZE	EDELIN Benjamin LAFARGUE Quentin VIGIER Sebastien PERVIS Francois	FRA

Medallists by Event / Médaillé(e)s par épreuve

As of SUN 16 APR 2017 at 16:58

Event	Date	Medal	Name	Country Code
Women's Team Sprint	12 APR 2017	GOLD	SHMELEVA Daria VOINOVA Anastasiia	RUS
		SILVER	MCCULLOCH Kaarle MORTON Stephanie	AUS
		BRONZE	VOGEL Kristina WELTE Miriam	GER
Women's Scratch Race	12 APR 2017	GOLD	BARBIERI Rachele	ITA
		SILVER	BARKER Elinor	GBR
		BRONZE	D'HOORE Jolien	BEL

Note:

All riders who competed for a team in any phase are listed on this output

Medal Standings / Classement des médailles

As of SUN 16 APR 2017 at 16:59

Rank	Country	Men				Women				Total				Rank by Total
		G	S	B	Tot.	G	S	B	Tot.	G	S	B	Tot.	
1	AUS - Australia	3	1	1	5		4	2	6	3	5	3	11	1
2	FRA - France	3	1	1	5					3	1	1	5	=2
3	RUS - Russia	1			1	2		1	3	3		1	4	=7
4	GBR - Great Britain			1	1	2	2		4	2	2	1	5	=2
4	GER - Germany		1		1	2	1	1	4	2	2	1	5	=2
6	USA - United States					2	1	1	4	2	1	1	4	=7
7	NZL - New Zealand	1	2	1	4			1	1	1	2	2	5	=2
8	BEL - Belgium		1	1	2	1		2	3	1	1	3	5	=2
9	ITA - Italy		1	1	2	1			1	1	1	1	3	10
10	POL - Poland	1		1	2					1		1	2	=11
11	MAS - Malaysia	1			1					1			1	=14
12	NED - Netherlands		2		2		1	1	2		3	1	4	=7
13	COL - Colombia		1		1		1		1		2		2	=11
14	CZE - Czech Republic		1	1	2						1	1	2	=11
15	ESP - Spain			1	1							1	1	=14
15	HKG - Hong Kong							1	1			1	1	=14
Total		10	11	9	30	10	10	10	30	20	21	19	60	

Legend:
 = Equal sign indicates that two or more NOCs share the same rank by total **B** Bronze **G** Gold **S** Silver **Tot** Total

Men's Team Sprint / Vitesse par équipes hommes

Results and Final Classification / Résultats et classement final

Wed 12 Apr 2017 - Race distance: 3 laps

World Record	41.871 GER - Germany	Aguascalientes (MEX)	5 DEC 2013
---------------------	----------------------	----------------------	------------

Rank	Country / Name	Lap 1	Lap 2 Lap 1-2	Time Lap 2-3	Average Speed km/h
------	----------------	-------	------------------	-----------------	--------------------------

Final for Gold

GOLD	1	NZL - New Zealand	17.222	30.592	44.049	61.295
		301 MITCHELL Ethan		13.370	13.457	
		303 WEBSTER Sam				
		298 DAWKINS Edward				

SILVER	2	NED - Netherlands	17.352	31.040	44.382	60.835
		288 HOOGLAND Jeffrey		13.688	13.342	
		289 LAVREYSEN Harrie				
		286 BUCHLI Matthijs				

Final for Bronze

BRONZE	3	FRA - France	17.712	30.405	43.536	62.017
		184 EDELIN Benjamin		12.693	13.131	
		190 VIGIER Sebastien				
		186 LAFARGUE Quentin				

	4	POL - Poland	17.499	30.393	43.698	61.787
		310 BIELECKI Maciej		12.894	13.305	
		315 SARNECKI Rafal				
		314 RUDYK Mateusz				

Eliminated after First round

5	GBR - Great Britain	197 CARLIN Jack	200 OWENS Ryan	203 TRUMAN Joseph		
	6	AUS - Australia	100 CONSTABLE Patrick	101 GLAETZER Matthew	102 HART Nathan	
		7	JPN - Japan	258 NAGASAKO Yoshitaku	259 NITTA Yudai	261 WATANABE Kazunari
			8	CHN - China	148 LI Jianxin	149 LUO Yongjia

Did not qualify for First round

9	CZE - Czech Republic	166 BABEK Tomas	168 KELEMEN Pavel	169 SOJKA David	
	10	ESP - Spain	175 MARTINEZ CHORRO Alejandro	177 MORENO SANCHEZ Jose	178 PERALTA GASCON Juan

Men's Team Sprint / Vitesse par équipes hommes
First Round / Premier tour
Results / Résultats

Wed 12 Apr 2017 - Race distance: 3 laps

World Record	41.871 GER - Germany	Aguascalientes (MEX)	5 DEC 2013
---------------------	----------------------	----------------------	------------

Heat	Rank	Country / Name	Lap 1	Lap 2 Lap 1-2	Time Lap 2-3	Average Speed km/h	
1	1	POL - Poland 310 BIELECKI Maciej 314 RUDYK Mateusz 313 MAKSEL Krzysztof	17.575	30.350 12.775	43.834 13.484	61.596	QB
	2	CHN - China 148 LI Jianxin 149 LUO Yongjia 151 XU Chao	17.494	31.313 13.819	44.654 13.341	60.464	
2	1	NED - Netherlands 293 VAN 'T HOENDERDAAL Nils 289 LAVREYSEN Harrie 286 BUCHLI Matthijs	17.487	30.154 12.667	43.481 13.327	62.096	QG
	2	GBR - Great Britain 197 CARLIN Jack 200 OWENS Ryan 203 TRUMAN Joseph	17.349	30.092 12.743	43.666 13.574	61.833	
3	1	FRA - France 184 EDELIN Benjamin 190 VIGIER Sebastien 188 PERVIS Francois	17.817	30.473 12.656	43.645 13.172	61.862	QB
	2	AUS - Australia 102 HART Nathan 101 GLAETZER Matthew 100 CONSTABLE Patrick	17.543	30.462 12.919	43.736 13.274	61.734	
4	1	NZL - New Zealand 301 MITCHELL Ethan 303 WEBSTER Sam 298 DAWKINS Edward	17.154	30.017 12.863	43.183 13.166	62.524	QG
	2	JPN - Japan 258 NAGASAKO Yoshitaku 259 NITTA Yudai 261 WATANABE Kazunari	17.733	30.742 13.009	44.158 13.416	61.144	

Qualification rule:

The fastest two winning teams race for the gold and silver medals, and the other two winning teams race for the bronze medal. Losers are classified from 5th to 8th place by their times in the First round.

Men's Team Sprint / Vitesse par équipes hommes

Qualifying / Qualifications

Results / Résultats

Wed 12 Apr 2017 - Race distance: 3 laps

World Record	41.871 GER - Germany	Aguascalientes (MEX)	5 DEC 2013
---------------------	----------------------	----------------------	------------

Rank	Country / Name	Lap 1	Lap 2 Lap 1-2	Time Lap 2-3	Average Speed km/h
1	NZL - New Zealand 298 DAWKINS Edward 301 MITCHELL Ethan 303 WEBSTER Sam	17.165 (1)	30.003 (2) 12.838 (5)	43.267 13.264 (3)	62.403
2	FRA - France 184 EDELIN Benjamin 186 LAFARGUE Quentin 190 VIGIER Sebastien	17.637 (8)	30.316 (4) 12.679 (3)	43.390 13.074 (1)	62.226
3	GBR - Great Britain 197 CARLIN Jack 200 OWENS Ryan 203 TRUMAN Joseph	17.301 (2)	29.875 (1) 12.574 (1)	43.416 13.541 (9)	62.189
4	POL - Poland 310 BIELECKI Maciej 313 MAKSEL Krzysztof 314 RUDYK Mateusz	17.592 (7)	30.252 (3) 12.660 (2)	43.419 13.167 (2)	62.184
5	CHN - China 148 LI Jianxin 149 LUO Yongjia 151 XU Chao	17.443 (4)	30.580 (7) 13.137 (10)	43.878 13.298 (5)	61.534
6	NED - Netherlands 285 BOS Theo 288 HOOGLAND Jeffrey 293 VAN 'T HOENDERDAAL Nils	17.446 (5)	30.379 (5) 12.933 (7)	43.970 13.591 (10)	61.405
7	AUS - Australia 101 GLAETZER Matthew 102 HART Nathan 106 SCHMID Jacob	17.523 (6)	30.399 (6) 12.876 (6)	44.136 13.737 (13)	61.174
8	JPN - Japan 258 NAGASAKO Yoshitaku 259 NITTA Yudai 261 WATANABE Kazunari	17.935 (10)	31.095 (12) 13.160 (11)	44.363 13.268 (4)	60.861
9	CZE - Czech Republic 166 BABEK Tomas 168 KELEMEN Pavel 169 SOJKA David	18.107 (13)	31.077 (11) 12.970 (8)	44.606 13.529 (8)	60.529
10	ESP - Spain 175 MARTINEZ CHORRO Alejandro 177 MORENO SANCHEZ Jose 178 PERALTA GASCON Juan	18.136 (14)	31.171 (13) 13.035 (9)	44.695 13.524 (7)	60.409
11	COL - Colombia 160 MURILLO MINOTA Ruben Dario 162 PUERTA ZAPATA Fabian Hernando 163 RAMIREZ MORALES Santiago	18.015 (11)	31.379 (14) 13.364 (13)	44.702 13.323 (6)	60.399

Men's Team Sprint / Vitesse par équipes hommes
Qualifying / Qualifications
Results / Résultats

Wed 12 Apr 2017 - Race distance: 3 laps

Rank	Country / Name	Lap 1	Lap 2 Lap 1-2	Time Lap 2-3	Average Speed km/h
12	GER - Germany 213 ENGLER Eric 214 FORSTEMANN Robert 217 NIEDERLAG Max	17.802 (9)	31.064 (10) 13.262 (12)	44.708 13.644 (11)	60.391
13	RUS - Russia 327 SAMUSENKO Kirill 330 TKACHEV Aleksei 332 YAKUSHEVSKIY Pavel	17.396 (3)	30.966 (9) 13.570 (16)	44.898 13.932 (15)	60.136
14	BLR - Belarus 128 NOVIK Uladzislau 130 VEREMCHUK Yauhen 131 ZAITSAU Artsiom	18.256 (15)	31.717 (15) 13.461 (14)	45.445 13.728 (12)	59.412
15	CAN - Canada 134 BARRETTE Hugo 137 RITTER Stefan 139 ST LOUIS PIVIN Patrice	18.017 (12)	30.797 (8) 12.780 (4)	45.772 14.975 (16)	58.988
16	MEX - Mexico 274 GUTIERREZ LOPEZ Saul Antonio 275 RESENDEZ LANDA Manuel Alejandro 278 VERDUGO OSUNA Edgar Ismael	18.700 (16)	32.215 (16) 13.515 (15)	46.133 13.918 (14)	58.526

Qualification rule:

The fastest eight teams qualify for the First round.

Communiqué approved by the Secretary of the Commissaires Panel:

Note:

Riders are presented in their starting order

Men's Sprint / Vitesse hommes

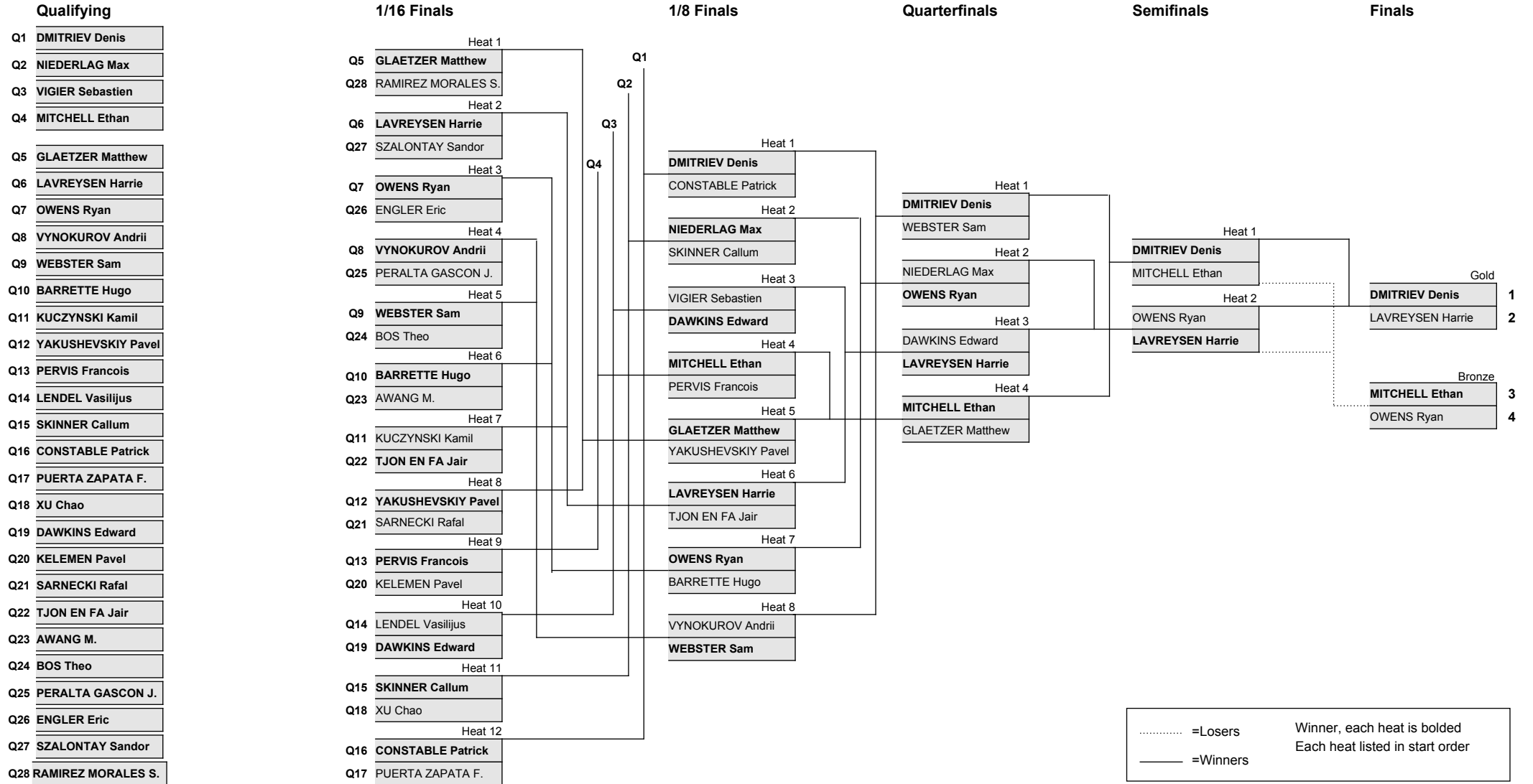
Results and Final Classification / Résultats et classement final

Sat 15 Apr 2017 - Race distance: 3 laps

Rank	Race Number	Name	Country Code	1st Race	2nd Race	Decider
Final for Gold						
				200m Time:	10.108	10.156
				Average Speed km/h:	71.230	70.894
GOLD	1	321	DMITRIEV Denis	RUS	Winner	Winner
SILVER	2	289	LAVREYSEN Harrie	NED	+0.201	+0.179
Final for Bronze						
				200m Time:	9.949	10.165
				Average Speed km/h:	72.369	70.831
BRONZE	3	301	MITCHELL Ethan	NZL	Winner	Winner
	4	200	OWENS Ryan	GBR	+0.526	+0.255
Did not qualify for semifinals						
	5	217	NIEDERLAG Max	GER		
	6	101	GLAETZER Matthew	AUS		
	7	303	WEBSTER Sam	NZL		
	8	298	DAWKINS Edward	NZL		
Did not qualify for 1/4 finals						
	9	190	VIGIER Sebastien	FRA		
	10	352	VYNOKUROV Andrii	UKR		
	11	134	BARRETTE Hugo	CAN		
	12	332	YAKUSHEVSKIY Pavel	RUS		
	13	188	PERVIS Francois	FRA		
	14	201	SKINNER Callum	GBR		
	15	100	CONSTABLE Patrick	AUS		
	16	347	TJON EN FA Jair	SUR		
Did not qualify for 1/8 finals						
	17	312	KUCZYNSKI Kamil	POL		
	18	269	LENDEL Vasilijus	LTU		
	19	162	PUERTA ZAPATA Fabian Hernando	COL		
	20	151	XU Chao	CHN		
	21	168	KELEMEN Pavel	CZE		
	22	315	SARNECKI Rafal	POL		
	23	272	AWANG Mohd Azizulhasni	MAS		
	24	285	BOS Theo	NED		
	25	178	PERALTA GASCON Juan	ESP		
	26	213	ENGLER Eric	GER		
	27	237	SZALONTAY Sandor	HUN		
	28	163	RAMIREZ MORALES Santiago	COL		
Did not qualify for 1/16 finals						
	29	327	SAMUSENKO Kirill	RUS		
	30	169	SOJKA David	CZE		
	31	257	KAWABATA Tomoyuki	JPN		
	32	161	PENA DAZA Diego Andres	COL		
	33	350	BROWNE Kwesi	TTO		

Communiqué approved by the Secretary of the Commissaires Panel:

Men's Sprint / Vitesse hommes
Results Bracket / Tableau des matchs avec résultats



Communiqué approved by the Secretary of the Commissaires Panel:

Men's Sprint / Vitesse hommes

Qualifying / Qualifications

Results / Résultats

Fri 14 Apr 2017 - Race distance: 200m flying start (3.5 laps)

World Record	9.347 PERVIS Francois	FRA	Aguascalientes (MEX)	6 DEC 2013
---------------------	-----------------------	-----	----------------------	------------

Rank	Race Number	Name	Country Code	100m	Time 100-200	Average Speed km/h
1	321	DMITRIEV Denis	RUS	4.781 (2)	9.645 4.864 (1)	74.650
2	217	NIEDERLAG Max	GER	4.769 (1)	9.665 4.896 (2)	74.495
3	190	VIGIER Sebastien	FRA	4.831 (4)	9.753 4.922 (3)	73.823
4	301	MITCHELL Ethan	NZL	4.805 (3)	9.767 4.962 (6)	73.717
5	101	GLAETZER Matthew	AUS	4.875 (7)	9.815 4.940 (4)	73.357
6	289	LAVREYSEN Harrie	NED	4.884 (9)	9.832 4.948 (5)	73.230
7	200	OWENS Ryan	GBR	4.853 (5)	9.865 5.012 (11)	72.985
8	352	VYNOKUROV Andrii	UKR	4.907 (12)	9.870 4.963 (7)	72.948
9	303	WEBSTER Sam	NZL	4.897 (10)	9.879 4.982 (8)	72.881
10	134	BARRETTE Hugo	CAN	4.878 (8)	9.892 5.014 (12)	72.786
11	312	KUCZYNSKI Kamil	POL	4.909 (13)	9.895 4.986 (9)	72.764
12	332	YAKUSHEVSKIY Pavel	RUS	4.873 (6)	9.911 5.038 (16)	72.646
13	188	PERVIS Francois	FRA	4.929 (15)	9.948 5.019 (13)	72.376
14	269	LENDEL Vasilijus	LTU	4.906 (11)	9.958 5.052 (18)	72.303
15	201	SKINNER Callum	GBR	4.964 (22)	9.969 5.005 (10)	72.223
16	100	CONSTABLE Patrick	AUS	4.924 (14)	9.975 5.051 (17)	72.180
17	162	PUERTA ZAPATA Fabian Hernando	COL	4.949 (20)	9.982 5.033 (14)	72.129
18	151	XU Chao	CHN	4.935 (16)	9.991 5.056 (19)	72.064
19	298	DAWKINS Edward	NZL	4.963 (21)	9.996 5.033 (14)	72.028
20	168	KELEMEN Pavel	CZE	4.941 (17)	10.003 5.062 (21)	71.978

Men's Sprint / Vitesse hommes

Qualifying / Qualifications

Results / Résultats

Fri 14 Apr 2017 - Race distance: 200m flying start (3.5 laps)

Rank	Race Number	Name	Country Code	100m	Time 100-200	Average Speed km/h
21	315	SARNECKI Rafal	POL	4.944 (18)	10.005 5.061 (20)	71.964
22	347	TJON EN FA Jair	SUR	4.945 (19)	10.038 5.093 (25)	71.727
23	272	AWANG Mohd Azizulhasni	MAS	4.973 (23)	10.057 5.084 (23)	71.591
24	285	BOS Theo	NED	4.977 (26)	10.061 5.084 (23)	71.563
25	178	PERALTA GASCON Juan	ESP	5.000 (28)	10.083 5.083 (22)	71.407
26	213	ENGLER Eric	GER	4.973 (23)	10.083 5.110 (27)	71.407
27	237	SZALONTAY Sandor	HUN	4.974 (25)	10.084 5.110 (27)	71.400
28	163	RAMIREZ MORALES Santiago	COL	5.001 (29)	10.105 5.104 (26)	71.251
29	327	SAMUSENKO Kirill	RUS	4.988 (27)	10.144 5.156 (31)	70.977
30	169	SOJKA David	CZE	5.026 (31)	10.156 5.130 (29)	70.894
31	257	KAWABATA Tomoyuki	JPN	5.008 (30)	10.158 5.150 (30)	70.880
32	161	PENA DAZA Diego Andres	COL	5.150 (33)	10.427 5.277 (32)	69.051
33	350	BROWNE Kwesi	TTO	5.119 (32)	10.452 5.333 (33)	68.886

Qualification rule:

Top 4 riders qualify for 1/8 finals. 5th to 28th places qualify for 1/16 finals.

Communiqué approved by the Secretary of the Commissaires Panel:

Men's Keirin / Keirin hommes

Results and Final Classification / Résultats et classement final

Thu 13 Apr 2017 - Race distance: 6 laps

Rank	Race Number	Name	Country Code	Time Behind
Final 1-6				
200m Time: 10.253 Average Speed: 70.223km/h				
1	272	AWANG Mohd Azizulhasni	MAS	
2	162	PUERTA ZAPATA Fabian Hernando	COL	+0.382
3	166	BABEK Tomas	CZE	+0.417
4	101	GLAETZER Matthew	AUS	+0.473
5	168	KELEMEN Pavel	CZE	+0.590
6	216	JURCZYK Marc	GER	+0.663
Final 7-12				
200m Time: 10.486 Average Speed: 68.662km/h				
7	212	EILERS Joachim	GER	
8	203	TRUMAN Joseph	GBR	+0.066
9	352	VYNOKUROV Andrii	UKR	+0.126
10	188	PERVIS Francois	FRA	+0.267
11	303	WEBSTER Sam	NZL	+0.368
12	298	DAWKINS Edward	NZL	+1.676
Did not qualify from First round				
13	186	LAFARGUE Quentin	FRA	
13	211	DORNBACH Maximilian	GER	
13	257	KAWABATA Tomoyuki	JPN	
13	273	SAHROM Muhammad Shah Firdaus	MAS	
17	118	OMELCHENKO Sergii	AZE	
17	163	RAMIREZ MORALES Santiago	COL	
17	304	WILLIAMS Zac	NZL	
17	350	BROWNE Kwesi	TTO	
21	134	BARRETTE Hugo	CAN	
21	199	OLIVA Lewis	GBR	
21	269	LENDEL Vasilijus	LTU	
21	349	KANG Shih Feng	TPE	
25	169	SOJKA David	CZE	
25	245	CECI Francesco	ITA	
25	259	NITTA Yudai	JPN	
25	260	WAKIMOTO Yuta	JPN	

Communiqué approved by the Secretary of the Commissaires Panel:

Men's Keirin / Keirin hommes
Second Round / Deuxième tour
Results / Résultats

Thu 13 Apr 2017 - Race distance: 6 laps

Rank	Race Number	Name	Country Code	Time Behind
Heat 1 200m Time: 10.651 Average Speed: 67.599km/h				
1	101	GLAETZER Matthew	AUS	
2	166	BABEK Tomas	CZE	+0.156
3	272	AWANG Mohd Azizulhasni	MAS	+0.172
4	303	WEBSTER Sam	NZL	+0.376
5	352	VYNOKUROV Andrii	UKR	+0.509
6	212	EILERS Joachim	GER	REL
Heat 2 200m Time: 10.653 Average Speed: 67.586km/h				
1	162	PUERTA ZAPATA Fabian Hernando	COL	
2	216	JURCZYK Marc	GER	+0.082
3	168	KELEMEN Pavel	CZE	+0.130
4	298	DAWKINS Edward	NZL	+0.164
5	203	TRUMAN Joseph	GBR	+1.226
6	188	PERVIS Francois	FRA	REL

Qualification rule:

The first three riders in each heat qualify to final 1-6, all other riders advance to final 7-12.

No. 212 EILERS Joachim (GER)

Relegation for irregular movement to prevent his opponent from passing
 Déclassement pour manoeuvre illicite, faite pour empêcher son adversaire de passer

No. 188 PERVIS Francois (FRA)

Relegation for moving outward with the intention of forcing the opponent going up
 Déclassement pour avoir dévié de sa trajectoire et avoir conduit son adversaire vers l'extérieur de la piste

Communiqué approved by the Secretary of the Commissaires Panel:

Legend:
 REL Relegated

Men's Keirin / Keirin hommes
First Round Repechage / Repêchage premier tour
Results / Résultats

Thu 13 Apr 2017 - Race distance: 6 laps

Rank	Race Number	Name	Country Code	Time Behind
200m Time: 10.595 Average Speed: 67.956km/h				
Heat 1				
1	352	VYNOKUROV Andrii	UKR	
2	186	LAFARGUE Quentin	FRA	
3	163	RAMIREZ MORALES Santiago	COL	+0.047
4	199	OLIVA Lewis	GBR	+0.103
5	245	CECI Francesco	ITA	+0.174
200m Time: 10.885 Average Speed: 66.146km/h				
Heat 2				
1	216	JURCZYK Marc	GER	
2	257	KAWABATA Tomoyuki	JPN	+0.117
3	304	WILLIAMS Zac	NZL	+0.168
4	349	KANG Shih Feng	TPE	+0.208
5	169	SOJKA David	CZE	+0.572
200m Time: 10.489 Average Speed: 68.643km/h				
Heat 3				
1	168	KELEMEN Pavel	CZE	
2	211	DORNBACH Maximilian	GER	+0.083
3	350	BROWNE Kwesi	TTO	+0.105
4	134	BARRETTE Hugo	CAN	+0.123
5	260	WAKIMOTO Yuta	JPN	+0.276
200m Time: 10.303 Average Speed: 69.882km/h				
Heat 4				
1	212	EILERS Joachim	GER	
2	273	SAHROM Muhammad Shah Firdaus	MAS	+0.061
3	118	OMELCHENKO Sergii	AZE	+0.164
4	269	LENDEL Vasilijus	LTU	+0.527
5	259	NITTA Yudai	JPN	+0.981

Qualification rule:

The winner of each heat qualifies to the Second round.

Communiqué approved by the Secretary of the Commissaires Panel:

Men's Keirin / Keirin hommes
First Round / Premier tour
Results / Résultats

Thu 13 Apr 2017 - Race distance: 6 laps

Rank	Race Number	Name	Country Code	Time Behind
200m Time: 10.550 Average Speed: 68.246km/h				
Heat 1				
1	101	GLAETZER Matthew	AUS	
2	188	PERVIS Francois	FRA	+0.113
3	199	OLIVA Lewis	GBR	+0.206
4	212	EILERS Joachim	GER	+0.234
5	134	BARRETTE Hugo	CAN	+0.298
6	304	WILLIAMS Zac	NZL	+0.307
7	163	RAMIREZ MORALES Santiago	COL	+0.373
200m Time: 10.524 Average Speed: 68.415km/h				
Heat 2				
1	298	DAWKINS Edward	NZL	
2	166	BABEK Tomas	CZE	+0.059
3	349	KANG Shih Feng	TPE	+0.117
4	211	DORNBACH Maximilian	GER	+0.155
5	257	KAWABATA Tomoyuki	JPN	+0.234
6	245	CECI Francesco	ITA	+0.443
7	269	LENDEL Vasilijus	LTU	+0.468
200m Time: 10.530 Average Speed: 68.376km/h				
Heat 3				
1	162	PUERTA ZAPATA Fabian Hernando	COL	
2	272	AWANG Mohd Azizulhasni	MAS	+0.041
3	260	WAKIMOTO Yuta	JPN	+0.118
4	350	BROWNE Kwesi	TTO	+0.179
5	186	LAFARGUE Quentin	FRA	+0.207
6	118	OMELCHENKO Sergii	AZE	+0.346
7	169	SOJKA David	CZE	+0.507
200m Time: 10.752 Average Speed: 66.964km/h				
Heat 4				
1	303	WEBSTER Sam	NZL	
2	203	TRUMAN Joseph	GBR	+0.092
3	273	SAHROM Muhammad Shah Firdaus	MAS	+0.096
4	352	VYNOKUROV Andrii	UKR	+0.205
5	216	JURCZYK Marc	GER	+0.238
6	168	KELEMEN Pavel	CZE	+0.316
7	259	NITTA Yudai	JPN	+0.403

Qualification rule:

The first two riders in each heat qualify to the Second round, all other riders advance to the First round repechages.

No. 272 AWANG Mohd Azizulhasni (MAS)

 Warning for moving down towards the inside of the track when a rival was already there
 Avertissement pour s'être rabattu vers l'intérieur alors que son concurrent s'y trouvait déjà

Communiqué approved by the Secretary of the Commissaires Panel:

Men's 1Km Time Trial / 1Km Contre la montre hommes

Final / Finale

Results and Final Classification / Résultats et classement final

Sun 16 Apr 2017 - Race distance: 1000m

World Record	56.303 PERVIS Francois	FRA	Aguascalientes (MEX)	7 DEC 2013
---------------------	------------------------	-----	----------------------	------------

Rank	Race Number	Name	Country Code	250m	500m 250-500	750m 500-750	Time 750-1000	Average Speed km/h
1	188	PERVIS Francois	FRA	18.114 (1)	31.354 (1) 13.240 (1)	45.344 (1) 13.990 (6)	1:00.714 15.370 (8)	59.294
2	166	BABEK Tomas	CZE	18.883 (5)	32.279 (4) 13.396 (2)	46.207 (3) 13.928 (4)	1:01.048 14.841 (3)	58.969
2	186	LAFARGUE Quentin	FRA	18.864 (4)	32.338 (5) 13.474 (4)	46.250 (4) 13.912 (3)	1:01.048 14.798 (2)	58.969
4	313	MAKSEL Krzysztof	POL	18.648 (2)	32.197 (2) 13.549 (6)	46.196 (2) 13.999 (7)	1:01.143 14.947 (6)	58.878
5	212	EILERS Joachim	GER	18.691 (3)	32.244 (3) 13.553 (7)	46.259 (5) 14.015 (8)	1:01.221 14.962 (7)	58.803
6	299	KENNETT Dylan	NZL	19.268 (7)	32.828 (7) 13.560 (8)	46.666 (7) 13.838 (2)	1:01.324 14.658 (1)	58.704
7	211	DORNBACH Maximilian	GER	18.986 (6)	32.531 (6) 13.545 (5)	46.461 (6) 13.930 (5)	1:01.389 14.928 (5)	58.642
8	331	VASYUKHNO Alexandr	RUS	19.624 (8)	33.087 (8) 13.463 (3)	46.891 (8) 13.804 (1)	1:01.773 14.882 (4)	58.277

Did not qualify for Final

9	300	KERGOZOU Nicholas	NZL
10	304	WILLIAMS Zac	NZL
11	203	TRUMAN Joseph	GBR
12	109	YALLOURIS Nicholas	AUS
13	137	RITTER Stefan	CAN
14	322	DUBCHENKO Aleksandr	RUS
15	163	RAMIREZ MORALES Santiago	COL
16	285	BOS Theo	NED
17	162	PUERTA ZAPATA Fabian Hernando	COL
18	216	JURCZYK Marc	GER
19	169	SOJKA David	CZE
20	184	EDELIN Benjamin	FRA
21	177	MORENO SANCHEZ Jose	ESP
22	312	KUCZYNSKI Kamil	POL
23	161	PENA DAZA Diego Andres	COL
24	175	MARTINEZ CHORRO Alejandro	ESP
25	277	SERRANO PLOWELLS Roberto	MEX
26	229	LEUNG Ka Yu	HKG
27	182	SIMOLA Mika	FIN

Communiqué approved by the Secretary of the Commissaires Panel:

Men's 1Km Time Trial / 1Km Contre la montre hommes

Qualifying / Qualifications

Results / Résultats

Sun 16 Apr 2017 - Race distance: 1000m

World Record	56.303 PERVIS Francois	FRA	Aguascalientes (MEX)	7 DEC 2013
---------------------	------------------------	-----	----------------------	------------

Rank	Race Number	Name	Country Code	250m	500m 250-500	750m 500-750	Time 750-1000	Average Speed km/h
1	188	PERVIS Francois	FRA	18.188 (2)	31.445 (2) 13.257 (1)	45.361 (1) 13.916 (11)	1:00.482 15.121 (12)	59.521
2	313	MAKSEL Krzysztof	POL	18.647 (5)	32.072 (5) 13.425 (13)	45.887 (3) 13.815 (5)	1:00.611 14.724 (3)	59.395
3	186	LAFARGUE Quentin	FRA	18.775 (7)	32.123 (7) 13.348 (7)	45.903 (4) 13.780 (4)	1:00.714 14.811 (5)	59.294
4	166	BABEK Tomas	CZE	18.993 (14)	32.373 (11) 13.380 (10)	46.241 (8) 13.868 (6)	1:01.159 14.918 (9)	58.862
5	331	VASYUKHNO Alexandr	RUS	19.361 (22)	32.646 (15) 13.285 (4)	46.410 (13) 13.764 (3)	1:01.171 14.761 (4)	58.851
6	299	KENNETT Dylan	NZL	19.384 (23)	32.972 (22) 13.588 (19)	46.715 (17) 13.743 (2)	1:01.219 14.504 (1)	58.805
7	211	DORNBACH Maximilian	GER	18.988 (13)	32.336 (10) 13.348 (7)	46.222 (7) 13.886 (8)	1:01.253 15.031 (11)	58.772
8	212	EILERS Joachim	GER	18.840 (8)	32.405 (12) 13.565 (18)	46.370 (12) 13.965 (12)	1:01.272 14.902 (8)	58.754
9	300	KERGOZOU Nicholas	NZL	19.252 (19)	32.737 (17) 13.485 (16)	46.614 (14) 13.877 (7)	1:01.303 14.689 (2)	58.724
10	304	WILLIAMS Zac	NZL	18.920 (10)	32.235 (9) 13.315 (5)	46.141 (6) 13.906 (10)	1:01.317 15.176 (13)	58.711
11	203	TRUMAN Joseph	GBR	18.096 (1)	31.442 (1) 13.346 (6)	45.785 (2) 14.343 (21)	1:01.429 15.644 (19)	58.604
12	109	YALLOURIS Nicholas	AUS	19.857 (26)	33.247 (24) 13.390 (11)	46.773 (18) 13.526 (1)	1:01.590 14.817 (6)	58.451
13	137	RITTER Stefan	CAN	18.522 (3)	31.798 (3) 13.276 (2)	45.953 (5) 14.155 (16)	1:01.766 15.813 (22)	58.284
14	322	DUBCHENKO Aleksandr	RUS	18.543 (4)	32.000 (4) 13.457 (15)	46.324 (10) 14.324 (20)	1:01.897 15.573 (17)	58.161
15	163	RAMIREZ MORALES Santiago	COL	19.399 (24)	32.751 (19) 13.352 (9)	46.642 (15) 13.891 (9)	1:01.933 15.291 (15)	58.127
16	285	BOS Theo	NED	19.145 (15)	32.954 (21) 13.809 (23)	47.056 (20) 14.102 (14)	1:02.024 14.968 (10)	58.042
17	162	PUERTA ZAPATA Fabian Hernando	COL	18.922 (11)	32.203 (8) 13.281 (3)	46.339 (11) 14.136 (15)	1:02.056 15.717 (20)	58.012
18	216	JURCZYK Marc	GER	19.280 (21)	33.045 (23) 13.765 (22)	47.218 (21) 14.173 (17)	1:02.118 14.900 (7)	57.954
19	169	SOJKA David	CZE	19.188 (18)	32.611 (14) 13.423 (12)	46.708 (16) 14.097 (13)	1:02.161 15.453 (16)	57.914
20	184	EDELIN Benjamin	FRA	18.668 (6)	32.106 (6) 13.438 (14)	46.323 (9) 14.217 (19)	1:02.162 15.839 (23)	57.913
21	177	MORENO SANCHEZ Jose	ESP	19.177 (16)	32.715 (16) 13.538 (17)	46.926 (19) 14.211 (18)	1:02.519 15.593 (18)	57.582
22	312	KUCZYNSKI Kamil	POL	19.179 (17)	32.824 (20) 13.645 (20)	47.355 (23) 14.531 (22)	1:02.539 15.184 (14)	57.564
23	161	PENA DAZA Diego Andres	COL	18.868 (9)	32.746 (18) 13.878 (24)	47.406 (24) 14.660 (24)	1:03.384 15.978 (26)	56.796

Men's 1Km Time Trial / 1Km Contre la montre hommes

Qyalifying / Qualifications

Results / Résultats

Sun 16 Apr 2017 - Race distance: 1000m

Rank	Race Number	Name	Country Code	250m	500m 250-500	750m 500-750	Time 750-1000	Average Speed km/h
24	175	MARTINEZ CHORRO Alejandro	ESP	18.951 (12)	32.610 (13) 13.659 (21)	47.267 (22) 14.657 (23)	1:03.475 16.208 (27)	56.715
25	277	SERRANO PLOWELLS Roberto	MEX	19.271 (20)	33.313 (25) 14.042 (25)	47.991 (25) 14.678 (25)	1:03.759 15.768 (21)	56.462
26	229	LEUNG Ka Yu	HKG	20.099 (27)	34.437 (26) 14.338 (26)	49.122 (26) 14.685 (26)	1:04.993 15.871 (24)	55.390
27	182	SIMOLA Mika	FIN	19.855 (25)	34.451 (27) 14.596 (27)	49.548 (27) 15.097 (27)	1:05.446 15.898 (25)	55.007

Qualification rule:

Top 8 riders qualify for final.

Communiqué approved by the Secretary of the Commissaires Panel:

Men's Team Pursuit / Poursuite par équipes hommes
Results and Final Classification / Résultats et classement final

Thu 13 Apr 2017 - Race distance: 4000m

World Record	3:50.265 GBR - Great Britain	Rio (BRA)	12 AUG 2016
---------------------	------------------------------	-----------	-------------

Rank	Country / Name	1000m	2000m 1000-2000	3000m 2000-3000	Time 3000-4000	Average Speed km/h
------	----------------	-------	--------------------	--------------------	-------------------	--------------------------

Final for Gold

GOLD	1	AUS - Australia	1:02.483	1:58.378	2:55.860	3:51.503	62.202
		1 WELSFORD Sam		55.895	57.482	55.643	
		51 MEYER Cameron					
		105 PORTER Alexander					
		109 YALLOURIS Nicholas	(X)				

SILVER	2	NZL - New Zealand	1:03.028	1:59.329	2:55.836	3:53.979	61.543
		78 GOUGH Regan		56.301	56.507	58.143	
		297 BULLING Pieter					
		299 KENNETT Dylan	(X)				
		300 KERGOZOU Nicholas					

Final for Bronze

BRONZE	3	ITA - Italy	1:03.900	2:01.299	2:59.030	3:56.935	60.776
		22 CONSONNI Simone		57.399	57.731	57.905	
		243 BERTAZZO Liam					
		246 GANNA Filippo	(X)				
		248 LAMON Francesco					
	4	GBR - Great Britain	1:03.234	2:00.680	2:58.718	3:58.566	60.360
		63 STEWART Mark		57.446	58.038	59.848	
		196 BURKE Steven	(X)				
		198 EMADI Kian					
		204 WOOD Oliver					

Eliminated after First round

5	FRA - France
	13 THOMAS Benjamin
	183 DENIS Thomas
	185 ERMENAUTL Corentin
6	SUI - Switzerland
	85 IMHOF Claudio
	344 PASCHE Frank
	345 PERIZZOLO Loic
	346 THIERY Cyrille

Men's Team Pursuit / Poursuite par équipes hommes

Results and Final Classification / Résultats et classement final

Thu 13 Apr 2017 - Race distance: 4000m

Rank	Country / Name	1000m	2000m 1000-2000	3000m 2000-3000	Time 3000-4000	Average Speed km/h
7	RUS - Russia					
	38 MANAKOV Viktor					
	323 EVTUSHENKO Alexander					
	325 KULIKOV Vladislav					
	326 KURBATOV Alexey					
8	BEL - Belgium					
	54 DE KETELE Kenny					
	119 DE PAUW Moreno					
	120 GHYS Robbe					
	121 THIJSEN Gerben					
Did not qualify for the 1st Round						
9	POL - Poland					
	35 SAJNOK Szymon					
	309 BANASZEK Alan					
	316 STANISZEWSKI Daniel					
	317 TEKLINSKI Adrian					
10	DEN - Denmark					
	59 LARSEN Niklas					
	171 JOHANSEN Julius					
	172 MADSEN Frederik					
	173 VON FOLSACH Casper					
11	NED - Netherlands					
	30 EEFTING Roy					
	284 BEUKEBOOM Dion					
	290 PIETERS Roy					
	292 VAN SCHIP Jan Willem					
12	GER - Germany					
	65 LISS Lucas					
	210 BOMMEL Henning					
	218 REINHARDT Theo					
	219 THIELE Kersten					
13	ESP - Spain					
	11 TORRES BARCELO Albert					
	60 TERUEL ROVIRA Eloy					
	174 GARCIA DE MATEOS RUBIO Vicente					
	176 MORA VEDRI Sebastian					
14	BLR - Belarus					
	5 TSISHKOU Raman					
	55 RAMANAU Raman					
	127 KARALIOK Yauheni					
	129 SHEMETAU Mikhail					
15	CHN - China					
	147 FAN Yang					
	150 QIN Chenlu					
	152 XUE Sai Fei					
	153 YUAN Zhong					

Men's Team Pursuit / Poursuite par équipes hommes

First Round / Premier tour

Results / Résultats

Wed 12 Apr 2017 - Race distance: 4000m

World Record	3:50.265 GBR - Great Britain	Rio (BRA)	12 AUG 2016
---------------------	------------------------------	-----------	-------------

Heat	Rank	Country / Name	1000m	2000m 1000-2000	3000m 2000-3000	Time 3000-4000	Average Speed km/h	
1	1	RUS - Russia 38 MANAKOV Viktor 323 EVTUSHENKO Alexander 325 KULIKOV Vladislav (X) 326 KURBATOV Alexey	1:04.242	2:01.086 56.844	3:00.033 58.947	4:00.780 1:00.747	59.805	
	2	BEL - Belgium 54 DE KETELE Kenny 119 DE PAUW Moreno 120 GHYS Robbe 121 THIJSSEN Gerben	1:04.108	2:02.500 58.392	3:01.697 59.197	4:01.727 1:00.030	59.571	
2	1	GBR - Great Britain 15 LATHAM Christopher 63 STEWART Mark 202 TENNANT Andrew (X) 204 WOOD Oliver	1:03.624	2:00.953 57.329	2:58.396 57.443	3:56.796 58.400	60.811	QB
	2	SUI - Switzerland 85 IMHOF Claudio 344 PASCHE Frank 345 PERIZZOLO Loic (X) 346 THIERY Cyrille	1:04.799	2:02.425 57.626	3:00.640 58.215	4:00.405 59.765	59.898	
3	1	NZL - New Zealand 78 GOUGH Regan (X) 297 BULLING Pieter 299 KENNETT Dylan 300 KERGOZOU Nicholas	1:04.021	2:00.386 56.365	2:56.891 56.505	3:54.363 57.472	61.443	QG
	2	ITA - Italy 22 CONSONNI Simone 72 SCARTEZZINI Michele 243 BERTAZZO Liam 246 GANNA Filippo (X)	1:03.926	2:01.267 57.341	2:58.529 57.262	3:55.945 57.416	61.031	QB

Men's Team Pursuit / Poursuite par équipes hommes

First Round / Premier tour

Results / Résultats

Wed 12 Apr 2017 - Race distance: 4000m

Heat	Rank	Country / Name	1000m	2000m 1000-2000	3000m 2000-3000	Time 3000-4000	Average Speed km/h	
4	1	AUS - Australia	1:03.043	1:59.646	2:56.866	3:54.125	61.505	QG
		1 WELSFORD Sam		56.603	57.220	57.259		
		104 O'BRIEN Kelland						
		105 PORTER Alexander						
		108 WIGHT Rohan						
	2	FRA - France	1:02.971	1:59.638	2:58.802	4:00.198	59.950	
		13 THOMAS Benjamin		56.667	59.164	1:01.396		
		183 DENIS Thomas (X)						
		185 ERMENAULT Corentin						
		187 MAITRE Florian						

Qualification rule:

The winners of heats 3 and 4 in the First round ride the final for the gold and silver medals.
The remaining six teams will be ranked by their times in the First round and will be paired as follows:
The two fastest teams ride the final for the bronze medal.
The next two fastest teams ride the final for 5th and 6th places.
The last two teams ride the final for 7th and 8th places.

Communiqué approved by the Secretary of the Commissaires Panel:

Legend:
QB Qualified for Bronze **QG** Qualified for Gold **(X)** Rider pulled out before the finish

Men's Team Pursuit / Poursuite par équipes hommes

Qualifying / Qualifications

Results / Résultats

Wed 12 Apr 2017 - Race distance: 4000m

World Record	3:50.265 GBR - Great Britain	Rio (BRA)	12 AUG 2016
---------------------	------------------------------	-----------	-------------

Rank	Country / Name	1000m	2000m 1000-2000	3000m 2000-3000	Time 3000-4000	Average Speed km/h
1	AUS - Australia 1 WELSFORD Sam 51 MEYER Cameron 104 O'BRIEN Kelland 105 PORTER Alexander	1:02.516 (1)	1:58.527 (1) 56.011 (1)	2:54.546 (1) 56.019 (1)	3:50.577 56.031 (1)	62.452
2	NZL - New Zealand 78 GOUGH Regan 297 BULLING Pieter 299 KENNETT Dylan 300 KERGOZOU Nicholas	1:03.571 (2)	2:00.038 (2) 56.467 (2)	2:56.270 (2) 56.232 (2)	3:53.422 57.152 (2)	61.690
3	ITA - Italy 22 CONSONNI Simone 243 BERTAZZO Liam 246 GANNA Filippo 248 LAMON Francesco	1:03.930 (6)	2:01.607 (7) 57.677 (7)	2:58.576 (4) 56.969 (3)	3:55.755 57.179 (3)	61.080
4	FRA - France 13 THOMAS Benjamin 183 DENIS Thomas 185 ERMENAULT Corentin 187 MAITRE Florian	1:03.728 (3)	2:00.973 (4) 57.245 (4)	2:58.536 (3) 57.563 (4)	3:56.357 57.821 (4)	60.924
5	GBR - Great Britain 196 BURKE Steven 198 EMADI Kian 202 TENNANT Andrew 204 WOOD Oliver	1:03.877 (5)	2:01.594 (5) 57.717 (8)	2:59.817 (6) 58.223 (6)	3:58.936 59.119 (8)	60.267
6	RUS - Russia 38 MANAKOV Viktor 323 EVTUSHENKO Alexander 326 KURBATOV Alexey 329 SHILOV Sergei	1:03.740 (4)	2:00.422 (3) 56.682 (3)	2:58.661 (5) 58.239 (7)	3:58.957 1:00.296 (11)	60.261
7	BEL - Belgium 3 DE VYLDER Lindsay 54 DE KETELE Kenny 119 DE PAUW Moreno 120 GHYS Robbe	1:04.662 (9)	2:02.713 (9) 58.051 (9)	3:01.399 (9) 58.686 (9)	3:59.951 58.552 (6)	60.012
8	SUI - Switzerland 85 IMHOF Claudio 342 BEER Olivier 344 PASCHE Frank 346 THIERY Cyrille	1:04.260 (7)	2:01.883 (8) 57.623 (6)	3:00.300 (7) 58.417 (8)	4:00.480 1:00.180 (10)	59.880

Men's Team Pursuit / Poursuite par équipes hommes

Qualifying / Qualifications

Results / Résultats

Wed 12 Apr 2017 - Race distance: 4000m

Rank	Country / Name	1000m	2000m 1000-2000	3000m 2000-3000	Time 3000-4000	Average Speed km/h
9	POL - Poland 35 SAJNOK Szymon 309 BANASZEK Alan 316 STANISZEWSKI Daniel 317 TEKLINSKI Adrian (X)	1:06.021 (15)	2:04.752 (15) 58.731 (14)	3:03.714 (13) 58.962 (11)	4:02.219 58.505 (5)	59.450
10	DEN - Denmark 59 LARSEN Niklas 171 JOHANSEN Julius 172 MADSEN Frederik 173 VON FOLSACH Casper	1:04.294 (8)	2:01.603 (6) 57.309 (5)	3:01.321 (8) 59.718 (14)	4:02.443 1:01.122 (13)	59.395
11	NED - Netherlands 30 EEFTING Roy (X) 284 BEUKEBOOM Dion 290 PIETERS Roy 292 VAN SCHIP Jan Willem	1:04.866 (10)	2:03.940 (12) 59.074 (15)	3:04.165 (15) 1:00.225 (15)	4:03.273 59.108 (7)	59.192
12	GER - Germany 65 LISS Lucas 210 BOMMEL Henning 218 REINHARDT Theo 219 THIELE Kersten (X)	1:05.245 (11)	2:03.673 (10) 58.428 (11)	3:01.734 (10) 58.061 (5)	4:03.328 1:01.594 (15)	59.179
13	ESP - Spain 11 TORRES BARCELO Albert 60 TERUEL ROVIRA Eloy (X) 174 GARCIA DE MATEOS RUBIO Vicente 176 MORA VEDRI Sebastian	1:05.710 (13)	2:03.906 (11) 58.196 (10)	3:02.745 (11) 58.839 (10)	4:03.424 1:00.679 (12)	59.156
14	BLR - Belarus 5 TSISHKOU Raman 55 RAMANAU Raman (X) 127 KARALIOK Yauheni 129 SHEMETAU Mikhail	1:05.743 (14)	2:04.356 (14) 58.613 (12)	3:03.750 (14) 59.394 (13)	4:03.656 59.906 (9)	59.099
15	CHN - China 147 FAN Yang 150 QIN Chenlu 152 XUE Sai Fei (X) 153 YUAN Zhong	1:05.517 (12)	2:04.164 (13) 58.647 (13)	3:03.351 (12) 59.187 (12)	4:04.486 1:01.135 (14)	58.899
16	HKG - Hong Kong 19 LEUNG Chun Wing 228 KO Siu Wai 229 LEUNG Ka Yu (X) 230 MOW Ching Yin	1:07.002 (16)	2:06.421 (16) 59.419 (16)	3:06.706 (16) 1:00.285 (16)	4:11.086 1:04.380 (16)	57.350
	CAN - Canada				DSQ	

Men's Individual Pursuit / Poursuite individuelle hommes

Results and Final Classification / Résultats et classement final

Fri 14 Apr 2017 - Race distance: 4000m

World Record	4:10.534 BOBRIDGE Jack	AUS	Sydney, NSW (AUS)	2 FEB 2011
---------------------	------------------------	-----	-------------------	------------

	Rank	Race Number	Name	Country Code	1000m	2000m 1000-2000	3000m 2000-3000	Time 3000-4000	Average Speed km/h
GOLD	1	103	KERBY Jordan	AUS	1:07.332	2:10.057 1:02.725	3:13.152 1:03.095	4:17.068 1:03.916	56.016
SILVER	2	246	GANNA Filippo	ITA	1:08.883	2:11.752 1:02.869	3:15.993 1:04.241	4:21.299 1:05.306	55.109
BRONZE	3	104	O'BRIEN Kelland	AUS	1:06.303	2:08.659 1:02.356	3:11.928 1:03.269	4:16.909 1:04.981	56.050
	4	185	ERMEHAULT Corentin	FRA	1:08.840	2:11.518 1:02.678	3:14.780 1:03.262	4:19.436 1:04.656	55.505
	5	323	EVTUSHENKO Alexander	RUS					
	6	37	OLIVEIRA Ivo	POR					
	7	316	STANISZEWSKI Daniel	POL					
	8	284	BEUKEBOOM Dion	NED					
	9	219	THIELE Kersten	GER					
	10	129	SHEMETAU Mikhail	BLR					
	11	300	KERGOZOU Nicholas	NZL					
	12	35	SAJNOK Szymon	POL					
	13	195	BOSTOCK Matthew	GBR					
	14	202	TENNANT Andrew	GBR					
	15	299	KENNETT Dylan	NZL					
	16	292	VAN SCHIP Jan Willem	NED					
	17	243	BERTAZZO Liam	ITA					
	18	183	DENIS Thomas	FRA					
	19	136	LAMOUREUX Jay	CAN					
	20	189	PIJOURLET Louis	FRA					
	21	215	FRAHM Jasper	GER					

Men's Individual Pursuit / Poursuite individuelle hommes

Qualifying / Qualifications

Results / Résultats

Fri 14 Apr 2017 - Race distance: 4000m

World Record	4:10.534 BOBRIDGE Jack	AUS	Sydney, NSW (AUS)	2 FEB 2011
---------------------	------------------------	-----	-------------------	------------

Rank	Race Number	Name	Country Code	1000m	2000m 1000-2000	3000m 2000-3000	Time 3000-4000	Average Speed km/h
1	103	KERBY Jordan	AUS	1:07.438 (2)	2:09.292 (1) 1:01.854 (2)	3:10.255 (1) 1:00.963 (1)	4:12.172 1:01.917 (1)	57.103
2	246	GANNA Filippo	ITA	1:08.469 (12)	2:10.703 (9) 1:02.234 (4)	3:12.247 (2) 1:01.544 (2)	4:14.647 1:02.400 (2)	56.548
3	104	O'BRIEN Kelland	AUS	1:07.414 (1)	2:10.120 (4) 1:02.706 (9)	3:12.730 (3) 1:02.610 (3)	4:15.794 1:03.064 (3)	56.295
4	185	ERMENAUULT Corentin	FRA	1:08.003 (6)	2:10.458 (7) 1:02.455 (7)	3:13.653 (6) 1:03.195 (4)	4:17.543 1:03.890 (5)	55.912
5	323	EVTUSHENKO Alexander	RUS	1:08.056 (7)	2:09.527 (2) 1:01.471 (1)	3:12.916 (4) 1:03.389 (6)	4:19.185 1:06.269 (16)	55.558
6	37	OLIVEIRA Ivo	POR	1:08.286 (10)	2:11.240 (11) 1:02.954 (10)	3:14.938 (10) 1:03.698 (8)	4:19.250 1:04.312 (7)	55.544
7	316	STANISZEWSKI Daniel	POL	1:08.068 (9)	2:11.059 (10) 1:02.991 (11)	3:14.811 (8) 1:03.752 (10)	4:19.411 1:04.600 (8)	55.510
8	284	BEUKEBOOM Dion	NED	1:07.533 (3)	2:09.907 (3) 1:02.374 (5)	3:13.649 (5) 1:03.742 (9)	4:19.621 1:05.972 (13)	55.465
9	219	THIELE Kersten	GER	1:09.635 (20)	2:12.805 (17) 1:03.170 (12)	3:16.009 (12) 1:03.204 (5)	4:20.052 1:04.043 (6)	55.373
10	129	SHEMETAU Mikhail	BLR	1:07.809 (5)	2:10.276 (5) 1:02.467 (8)	3:14.524 (7) 1:04.248 (13)	4:20.363 1:05.839 (11)	55.307
11	300	KERGOZOU Nicholas	NZL	1:08.058 (8)	2:10.442 (6) 1:02.384 (6)	3:14.891 (9) 1:04.449 (15)	4:21.333 1:06.442 (17)	55.102
12	35	SAJNOK Szymon	POL	1:08.807 (14)	2:12.638 (16) 1:03.831 (16)	3:17.246 (16) 1:04.608 (16)	4:21.914 1:04.668 (9)	54.979
13	195	BOSTOCK Matthew	GBR	1:10.305 (23)	2:14.955 (21) 1:04.650 (20)	3:19.052 (20) 1:04.097 (11)	4:22.122 1:03.070 (4)	54.936
14	202	TENNANT Andrew	GBR	1:08.929 (17)	2:12.919 (18) 1:03.990 (17)	3:16.561 (15) 1:03.642 (7)	4:22.664 1:06.103 (15)	54.822
15	299	KENNETT Dylan	NZL	1:08.493 (13)	2:10.540 (8) 1:02.047 (3)	3:14.961 (11) 1:04.421 (14)	4:23.136 1:08.175 (20)	54.724
16	292	VAN SCHIP Jan Willem	NED	1:08.838 (15)	2:12.241 (14) 1:03.403 (13)	3:16.432 (14) 1:04.191 (12)	4:23.843 1:07.411 (19)	54.577
17	243	BERTAZZO Liam	ITA	1:09.163 (19)	2:12.603 (15) 1:03.440 (14)	3:17.625 (17) 1:05.022 (19)	4:24.561 1:06.936 (18)	54.429
18	183	DENIS Thomas	FRA	1:07.588 (4)	2:11.641 (12) 1:04.053 (18)	3:16.331 (13) 1:04.690 (17)	4:24.577 1:08.246 (22)	54.426
19	136	LAMOUREUX Jay	CAN	1:08.938 (18)	2:13.780 (20) 1:04.842 (21)	3:19.042 (19) 1:05.262 (21)	4:25.042 1:06.000 (14)	54.331
20	189	PIJOURLET Louis	FRA	1:10.199 (22)	2:15.715 (23) 1:05.516 (23)	3:20.884 (23) 1:05.169 (20)	4:26.047 1:05.163 (10)	54.125
21	215	FRAHM Jasper	GER	1:10.047 (21)	2:15.372 (22) 1:05.325 (22)	3:20.230 (21) 1:04.858 (18)	4:26.078 1:05.848 (12)	54.119
22	174	GARCIA DE MATEOS RUBIO Vicente	ESP	1:08.901 (16)	2:13.281 (19) 1:04.380 (19)	3:20.778 (22) 1:07.497 (25)	4:28.997 1:08.219 (21)	53.532

Men's Individual Pursuit / Poursuite individuelle hommes

Qualifying / Qualifications

Results / Résultats

Fri 14 Apr 2017 - Race distance: 4000m

Rank	Race Number	Name	Country Code	1000m	2000m 1000-2000	3000m 2000-3000	Time 3000-4000	Average Speed km/h
23	266	ZAKHAROV Artyom	KAZ	1:08.431 (11)	2:12.214 (13) 1:03.783 (15)	3:18.686 (18) 1:06.472 (22)	4:29.154 1:10.468 (26)	53.500
24	247	GIORDANI Carloalberto	ITA	1:10.751 (25)	2:16.943 (25) 1:06.192 (24)	3:23.484 (24) 1:06.541 (23)	4:32.045 1:08.561 (23)	52.932
25	24	IMAMURA Shunsuke	JPN	1:12.089 (26)	2:18.512 (26) 1:06.423 (26)	3:25.548 (25) 1:07.036 (24)	4:35.093 1:09.545 (25)	52.345
26	228	KO Siu Wai	HKG	1:10.595 (24)	2:16.813 (24) 1:06.218 (25)	3:25.772 (26) 1:08.959 (26)	4:35.233 1:09.461 (24)	52.319

Qualification rule:

Fastest 2 riders race for Gold, and 3rd and 4th riders race for Bronze.

Communiqué approved by the Secretary of the Commissaires Panel:

Men's Points Race / Course aux points hommes

Final / Finale

Results / Résultats

Fri 14 Apr 2017 - Race distance: 160 laps (40km) with 16 sprints

Elapsed time: **45:57**

Average Speed: **52.222 km/h**

Rank	Race No.	Name	Country Code	Sprint Number																Finish Order	Lap Points			Total Points	
				1	2	3	4	5	6	7	8	9	10	11	12	13	14	15	16		+	-	Balance		
1	51	MEYER Cameron	AUS		5			5		3	5	3	2	5				5	3		17	40		40	76
2	54	DE KETELE Kenny	BEL							2	5	1	2							10	1	20		20	40
3	80	PSZCZOLARSKI Wojciech	POL			5		3	5					1				3		12	20		20	40	
4	59	LARSEN Niklas	DEN		1		2	1			1	2	3		2				2	5	20		20	34	
5	78	GOUGH Regan	NZL							5			5		3				5	6	2			24	
6	61	KNEISKY Morgan	FRA	5			5		2											4	3			16	
7	63	STEWART Mark	GBR	3		3				2				3						11				11	
8	85	IMHOF Claudio	SUI					2									3	2		2	4			9	
9	69	LOVASSY Krisztian	HUN						3								5			7				8	
10	70	DOWNEY Mark	IRL				1								5					14				6	
11	76	PANASSENKO Nikita	KAZ			1											2	1		10				4	
12	52	GRAF Andreas	AUT		3												1			20				4	
13	55	RAMANAU Raman	BLR				3													6				3	
14	65	LISS Lucas	GER	2						1										9				3	
15	72	SCARTEZZINI Michele	ITA						1										1	8				2	
16	83	STRAKHOV Dmitrii	RUS	1																19				1	
17	60	TERUEL ROVIRA Eloy	ESP								1									21				1	
18	58	BLAHA Martin	CZE																	16				0	
19	82	MATIAS Joao	POR			2									1					15		20	-20	-17	
20	88	KOVALCIK Zachary	USA																	18		20	-20	-20	
21	86	HRYNIV Vitaliy	UKR		2															22		40	-40	-38	
22	67	CHEUNG King Lok	HKG																	13		40	-40	-40	
	56	JAMIESON Adam	CAN																			20	-20	DNF	
	74	KURABAYASHI Takuto	JPN																			40	-40	DNF	

Communiqué approved by the Secretary of the Commissaires Panel:

Legend:
+ Points gained - Points lost **DNF** Did Not Finish **No.** Number

Men's Scratch Race / Course scratch hommes

Final / Finale

Results / Résultats

Thu 13 Apr 2017 - Race distance: 60 laps (15km)

Elapsed time: **17:30**

Average Speed: **51.393 km/h**

Rank	Race Number	Name	Country Code	Laps Down
1	317	TEKLINSKI Adrian	POL	
2	65	LISS Lucas	GER	
3	15	LATHAM Christopher	GBR	
4	291	STROETINGA Wim	NED	
5	39	SUTER Gael	SUI	
6	61	KNEISKY Morgan	FRA	
7	88	KOVALCIK Zachary	USA	
8	227	VOLIKAKIS Christos	GRE	
9	120	GHYS Robbe	BEL	
10	244	CASTEGNARO Francesco	ITA	
11	176	MORA VEDRI Sebastian	ESP	
12	69	LOVASSY Krisztian	HUN	
13	117	MULLER Andreas	AUT	
14	127	KARALIOK Yauheni	BLR	
15	58	BLAHA Martin	CZE	
16	265	GAINEYEV Robert	KAZ	
17	348	TARAGEL Filip	SVK	
18	276	SANTOYO GONZALEZ Jose Alfredo	MEX	
19	240	ENGLISH Felix	IRL	
20	82	MATIAS Joao	POR	
21	19	LEUNG Chun Wing	HKG	
22	351	SHEVCHUK Taras	UKR	
23	105	PORTER Alexander	AUS	

Communiqué approved by the Secretary of the Commissaires Panel:

Men's Omnium / Omnium hommes
Final Classification / Classement final

Rank	Race No.	Name	Country Code	Scratch Race 1/4	Tempo Race 2/4	Elim. Race 3/4	Sub Total Points	Points Race 4/4 (100 Laps - 25 Km)										Finish Order	Total Points			
								Sprint Points												Lap Points		
								1	2	3	4	5	6	7	8	9	10			+	-	
1	13	THOMAS Benjamin	FRA	38 (2)	30 (6)	36 (3)	104 (2)			5	3	2	5	1	3	2	4	20		3	149	
2	33	GATE Aaron	NZL	30 (6)	40 (1)	22 (10)	92 (4)	2				1	3	5	1	1	2	40		4	147	
3	11	TORRES BARCELO Albert	ESP	40 (1)	38 (2)	34 (4)	112 (1)			1						5		20		8	138	
4	22	CONSONNI Simone	ITA	36 (3)	18 (12)	38 (2)	92 (5)	1			5			3				20		12	121	
5	30	EEFTING Roy	NED	28 (7)	32 (5)	30 (6)	90 (6)				2		2	2		3		20		21	119	
6	10	PEDERSEN Casper	DEN	20 (11)	34 (4)	8 (17)	62 (9)		5				1		5		6	20		2	99	
7	1	WELSFORD Sam	AUS	22 (10)	24 (9)	40 (1)	86 (7)			3		5								11	94	
8	35	SAJNOK Szymon	POL	32 (5)	36 (3)	12 (15)	80 (8)	5												10	85	
9	17	BEYER Maximilian	GER	34 (4)	28 (7)	32 (5)	94 (3)	3			1							20		19	78	
10	37	OLIVEIRA Ivo	POR	24 (9)	16 (13)	2 (20)	42 (14)		2			3					10	20		1	77	
11	39	SUTER Gael	SUI	8 (17)	26 (8)	26 (8)	60 (10)													16	60	
12	3	DE VYLDER Lindsay	BEL	18 (12)	22 (10)	18 (12)	58 (11)													6	58	
13	26	MIRALIYEV Sultanmurat	KAZ	26 (8)	10 (16)	20 (11)	56 (12)												20		5	36
14	27	PARK Sanghoon	KOR	14 (14)	12 (15)	6 (18)	32 (16)													14	32	
15	5	TSISHKOU Raman	BLR	12 (15)	8 (17)	28 (7)	48 (13)												20		13	28
16	38	MANAKOV Viktor	RUS	4 (19)	20 (11)	1 (21)	25 (18)								2					17	27	
17	19	LEUNG Chun Wing	HKG	6 (18)	14 (14)	4 (19)	24 (19)		1									20	20	15	25	
18	15	LATHAM Christopher	GBR	2 (20)	2 (20)	16 (13)	20 (20)			2										7	22	
19	24	IMAMURA Shunsuke	JPN	16 (13)	1 (21)	24 (9)	41 (15)												20		18	21
20	42	GLADYSH Roman	UKR	10 (16)	4 (19)	14 (14)	28 (17)												20		20	8
21	29	MALDONADO RAYAS Edibaldo	MEX	1 (21)	6 (18)	10 (16)	17 (21)		3										20		9	0
								Elapsed time: 28:27 - Average Speed: 52.703km/h														

Communiqué approved by the Secretary of the Commissaires Panel:

Legend:
+ Points gained - Points lost **Elim.** Elimination **No.** Number **nn (x)** Points (Rank)

No. 11 TORRES BARCELO Albert (ESP)
Relegation sprint 4 for deliberately riding on the blue band during the race
Déclassement sprint 4 pour passage volontaire sur la zone bleu au cours de l'épreuve

No. 1 WELSFORD Sam (AUS) and No. 33 GATE Aaron (NZL)
Warning for colusion

Men's Omnium / Omnium hommes

Elimination Race 3/4 / Course par élimination 3/4

Results / Résultats

Sat 15 Apr 2017

Elapsed time: **16:43**

Average Speed: **50.222 km/h**

Rank	Race Number	Name	Country Code
1	1	WELSFORD Sam	AUS
2	22	CONSONNI Simone	ITA
3	13	THOMAS Benjamin	FRA
4	11	TORRES BARCELO Albert	ESP
5	17	BEYER Maximilian	GER
6	30	EEFTING Roy	NED
7	5	TSISHKOU Raman	BLR
8	39	SUTER Gael	SUI
9	24	IMAMURA Shunsuke	JPN
10	33	GATE Aaron	NZL
11	26	MIRALIYEV Sultanmurat	KAZ
12	3	DE VYLDER Lindsay	BEL
13	15	LATHAM Christopher	GBR
14	42	GLADYSH Roman	UKR
15	35	SAJNOK Szymon	POL
16	29	MALDONADO RAYAS Edibaldo	MEX
17	10	PEDERSEN Casper	DEN
18	27	PARK Sanghoon	KOR
19	19	LEUNG Chun Wing	HKG
20	37	OLIVEIRA Ivo	POR
21	38	MANAKOV Viktor	RUS

Communiqué approved by the Secretary of the Commissaires Panel:

Men's Omnium / Omnium hommes

Tempo Race 2¼ / Course tempo 2¼

Results / Résultats

Sat 15 Apr 2017

Elapsed time: **10:54**

Average Speed: **54.980 km/h**

Rank	Race No.	Name	Country Code	Sprints Won	Finish Order	Lap Points			Total Points
						+	-	Balance	
1	33	GATE Aaron	NZL	10, 11, 12	19	40		40	43
2	11	TORRES BARCELO Albert	ESP		11	40		40	40
3	35	SAJNOK Szymon	POL	4, 6, 9, 13, 14	2	20		20	25
4	10	PEDERSEN Casper	DEN	21, 23, 25, 28, 29	18	20		20	25
5	30	EEFTING Roy	NED	1, 2, 5, 26	21	20		20	24
6	13	THOMAS Benjamin	FRA	22, 24, 33	20	20		20	23
7	17	BEYER Maximilian	GER	18, 36	1	20		20	22
8	39	SUTER Gael	SUI	19, 35	4	20		20	22
9	1	WELSFORD Sam	AUS	15, 16	12	20		20	22
10	3	DE VYLDER Lindsay	BEL	20	3	20		20	21
11	38	MANAKOV Viktor	RUS	8	5	20		20	21
12	22	CONSONNI Simone	ITA	27	10	20		20	21
13	37	OLIVEIRA Ivo	POR	34	15	20		20	21
14	19	LEUNG Chun Wing	HKG	17	16	20		20	21
15	27	PARK Sanghoon	KOR	30, 31, 32	17				3
16	26	MIRALIYEV Sultanmurat	KAZ	3, 7	6				2
17	5	TSISHKOU Raman	BLR		7				0
18	29	MALDONADO RAYAS Edibaldo	MEX		8				0
19	42	GLADYSH Roman	UKR		9				0
20	15	LATHAM Christopher	GBR		13				0
21	24	IMAMURA Shunsuke	JPN		14				0

Communiqué approved by the Secretary of the Commissaires Panel:

Men's Omnium / Omnium hommes

Scratch Race 1¼ / Course scratch 1¼

Results / Résultats

Sat 15 Apr 2017 - Race distance: 40 laps (10km)

Elapsed time: **10:48**

Average Speed: **55.480 km/h**

Rank	Race Number	Name	Country Code	Laps Down
1	11	TORRES BARCELO Albert	ESP	
2	13	THOMAS Benjamin	FRA	
3	22	CONSONNI Simone	ITA	
4	17	BEYER Maximilian	GER	
5	35	SAJNOK Szymon	POL	
6	33	GATE Aaron	NZL	
7	30	EEFTING Roy	NED	
8	26	MIRALIYEV Sultanmurat	KAZ	-1
9	37	OLIVEIRA Ivo	POR	-1
10	1	WELSFORD Sam	AUS	-1
11	10	PEDERSEN Casper	DEN	-1
12	3	DE VYLDER Lindsay	BEL	-1
13	24	IMAMURA Shunsuke	JPN	-1
14	27	PARK Sanghoon	KOR	-1
15	5	TSISHKOU Raman	BLR	-1
16	42	GLADYSH Roman	UKR	-1
17	39	SUTER Gael	SUI	-1
18	19	LEUNG Chun Wing	HKG	-1
19	38	MANAKOV Viktor	RUS	-1
20	15	LATHAM Christopher	GBR	-1
21	29	MALDONADO RAYAS Edibaldo	MEX	-1

Communiqué approved by the Secretary of the Commissaires Panel:

Men's Madison / Madison hommes

Final / Finale

Results / Résultats

Sun 16 Apr 2017 - Race distance: 200 laps (50km) with 20 sprints

Elapsed time: **54:12**

Average Speed: **55.347 km/h**

Rank	Race Number	Name	Sprint Number																				Lap Points			Finish Order	Points
			1	2	3	4	5	6	7	8	9	10	11	12	13	14	15	16	17	18	19	20	+	-	Balance		
1	3	FRA - France	3		1			3	1	2	2	3	3	2	3		5	5	5	2	3	2				4	45
		Black KNEISKY Morgan																									
		Red THOMAS Benjamin																									
2	10	AUS - Australia		2	2	3	3		3			5	5	3		5				3	3	4				3	41
		Black MEYER Cameron																									
		Red SCOTSON Callum																									
3	2	BEL - Belgium						5	5	5	1		1	5	5		2			1	2					9	32
		Black DE PAUW Moreno																									
		Red DE KETELE Kenny																									
4	8	DEN - Denmark		1		2			2	3	5	1		1		3	1	2	1							5	22
		Black LARSEN Niklas																									
		Red VON FOLSACH Casper																									
5	6	SUI - Switzerland									1					1	1		3			6				2	12
		Black MARGUET Tristan																									
		Red IMHOF Claudio																									
6	9	IRL - Ireland				1		1					2						2	5	1					6	12
		Black ENGLISH Felix																									
		Red DOWNEY Mark																									
7	7	ESP - Spain			5	5	5											1			5	10		20	-20	1	11
		Black TORRES BARCELO Albert																									
		Red MORA VEDRI Sebastian																									
8	14	NED - Netherlands	2		3																					8	5
		Black STROETINGA Wim																									
		Red HAVIK Yoeri																									
9	11	GER - Germany									3	2												20	-20	7	-15
		Black REINHARDT Theo																									
		Red BOMMEL Henning																									
10	4	ITA - Italy						2							2									20	-20	10	-16
		Black BERTAZZO Liam																									
		Red CONSONNI Simone																									
11	5	POL - Poland		3			2																	40	-40	11	-35
		Black BANASZEK Alan																									
		Red STANISZEWSKI Daniel																									
12	12	CZE - Czech Republic	1																					40	-40	12	-39
		Black HOCHMANN Jiri																									
		Red BLAHA Martin																									
	1	GBR - Great Britain					1									2	3							40	-40		DNF
		Black STEWART Mark																									
		Red WOOD Oliver																									
	13	AUT - Austria	5	5																				20	-20		DNF
		Black MULLER Andreas																									
		Red GRAF Andreas																									
	15	HKG - Hong Kong																						60	-60		DNF
		Black LEUNG Ka Yu																									
		Red LEUNG Chun Wing																									

Women's Team Sprint / Vitesse par équipes femmes

Results and Final Classification / Résultats et classement final

Wed 12 Apr 2017 - Race distance: 2 laps

World Record	32.034 CHN - China	Saint-Quentin en Yvelines (FRA)	18 FEB 2015
---------------------	--------------------	---------------------------------	-------------

Rank	Country / Name	Lap 1	Time Lap 1-2	Average Speed km/h
------	----------------	-------	--------------	--------------------

Final for Gold

GOLD	1	RUS - Russia 340 SHMELEVA Daria 341 VOINOVA Anastasiia	18.542	32.520 13.978	55.350
------	---	---	--------	-------------------------	--------

SILVER	2	AUS - Australia 113 MCCULLOCH Kaarle 114 MORTON Stephanie	18.840	32.649 13.809	55.131
--------	---	--	--------	-------------------------	--------

Final for Bronze

BRONZE	3	GER - Germany 226 WELTE Miriam 225 VOGEL Kristina	18.726	32.609 13.883	55.199
--------	---	--	--------	-------------------------	--------

	4	CHN - China 156 GUO Shuang 158 LIN Junhong	19.136	33.309 14.173	54.039
--	---	---	--------	-------------------------	--------

Eliminated after First round

	5	CAN - Canada 143 O'BRIEN Kate 144 WALSH Amelia
	6	NED - Netherlands 295 LAMBERINK Kyra 296 VAN RIESSEN Laurine
	7	ESP - Spain 179 CALVO BARBERO Tania 180 CASAS ROIGE Helena
	8	COL - Colombia 164 BAYONA PINEDA Martha 165 GAVIRIA RENDON Juliana

Did not qualify for First round

	9	MEX - Mexico 281 SALAZAR VALLES Jessica 283 VERDUGO OSUNA Yuli
	10	KOR - Korea 267 KIM Won Gyeong 268 LEE Hyejin
	11	ITA - Italy 251 FIDANZA Martina 256 VECE Miriam
	12	IND - India 238 DEBORAH Deborah 239 REJI Alena

Women's Team Sprint / Vitesse par équipes femmes
First Round / Premier tour
Results / Résultats

Wed 12 Apr 2017 - Race distance: 2 laps

World Record	32.034 CHN - China	Saint-Quentin en Yvelines (FRA)	18 FEB 2015
---------------------	--------------------	---------------------------------	-------------

Heat	Rank	Country / Name	Lap 1	Time Lap 1-2	Average Speed km/h	
1	1	CHN - China 156 GUO Shuang 158 LIN Junhong	19.008	33.289 14.281	54.071	QB
	2	ESP - Spain 179 CALVO BARBERO Tania 180 CASAS ROIGE Helena	19.056	33.653 14.597	53.487	
2	1	RUS - Russia 340 SHMELEVA Daria 341 VOINOVA Anastasiia	18.490	32.456 13.966	55.459	QG
	2	NED - Netherlands 295 LAMBERINK Kyra 296 VAN RIESSSEN Laurine	19.082	33.580 14.498	53.603	
3	1	AUS - Australia 113 MCCULLOCH Kaarle 114 MORTON Stephanie	18.828	32.570 13.742	55.265	QG
	2	CAN - Canada 144 WALSH Amelia 143 O'BRIEN Kate	19.432	33.563 14.131	53.630	
4	1	GER - Germany 226 WELTE Miriam 225 VOGEL Kristina	18.746	32.668 13.922	55.099	QB
	2	COL - Colombia 165 GAVIRIA RENDON Juliana 164 BAYONA PINEDA Martha	19.503	33.791 14.288	53.268	

Qualification rule:

The fastest two winning teams race for the gold and silver medals, and the other two winning teams race for the bronze medal. Losers are classified from 5th to 8th place by their times in the First round.

Communiqué approved by the Secretary of the Commissaires Panel:

Note:

Riders are presented in their starting order

Legend:
QB Qualified for Bronze **QG** Qualified for Gold

Women's Team Sprint / Vitesse par équipes femmes

Qualifying / Qualifications

Results / Résultats

Wed 12 Apr 2017 - Race distance: 2 laps

World Record	32.034 CHN - China	Saint-Quentin en Yvelines (FRA)	18 FEB 2015
---------------------	--------------------	---------------------------------	-------------

Rank	Country / Name	Lap 1	Time Lap 1-2	Average Speed km/h
1	GER - Germany 225 VOGEL Kristina 226 WELTE Miriam	18.583 (1)	32.356 13.773 (1)	55.631
2	AUS - Australia 113 MCCULLOCH Kaarle 114 MORTON Stephanie	19.006 (3)	32.785 13.779 (2)	54.903
3	RUS - Russia 340 SHMELEVA Daria 341 VOINOVA Anastasiia	18.722 (2)	32.962 14.240 (4)	54.608
4	CHN - China 156 GUO Shuang 158 LIN Junhong	19.175 (6)	33.428 14.253 (5)	53.847
5	ESP - Spain 179 CALVO BARBERO Tania 180 CASAS ROIGE Helena	19.098 (5)	33.562 14.464 (7)	53.632
6	NED - Netherlands 294 BRASPENNINCX Shanne 295 LAMBERINK Kyra	19.063 (4)	33.582 14.519 (8)	53.600
7	CAN - Canada 143 O'BRIEN Kate 144 WALSH Amelia	19.504 (9)	33.703 14.199 (3)	53.407
8	COL - Colombia 164 BAYONA PINEDA Martha 165 GAVIRIA RENDON Juliana	19.753 (11)	34.018 14.265 (6)	52.913
9	MEX - Mexico 281 SALAZAR VALLES Jessica 283 VERDUGO OSUNA Yuli	19.523 (10)	34.072 14.549 (9)	52.829
10	KOR - Korea 267 KIM Won Gyeong 268 LEE Hyejin	19.479 (8)	34.115 14.636 (10)	52.762
11	ITA - Italy 251 FIDANZA Martina 256 VECE Miriam	19.360 (7)	34.579 15.219 (11)	52.054
12	IND - India 238 DEBORAH Deborah 239 REJI Alena	20.865 (12)	36.320 15.455 (12)	49.559

Qualification rule:

The fastest eight teams qualify for the First round.

Women's Sprint / Vitesse femmes

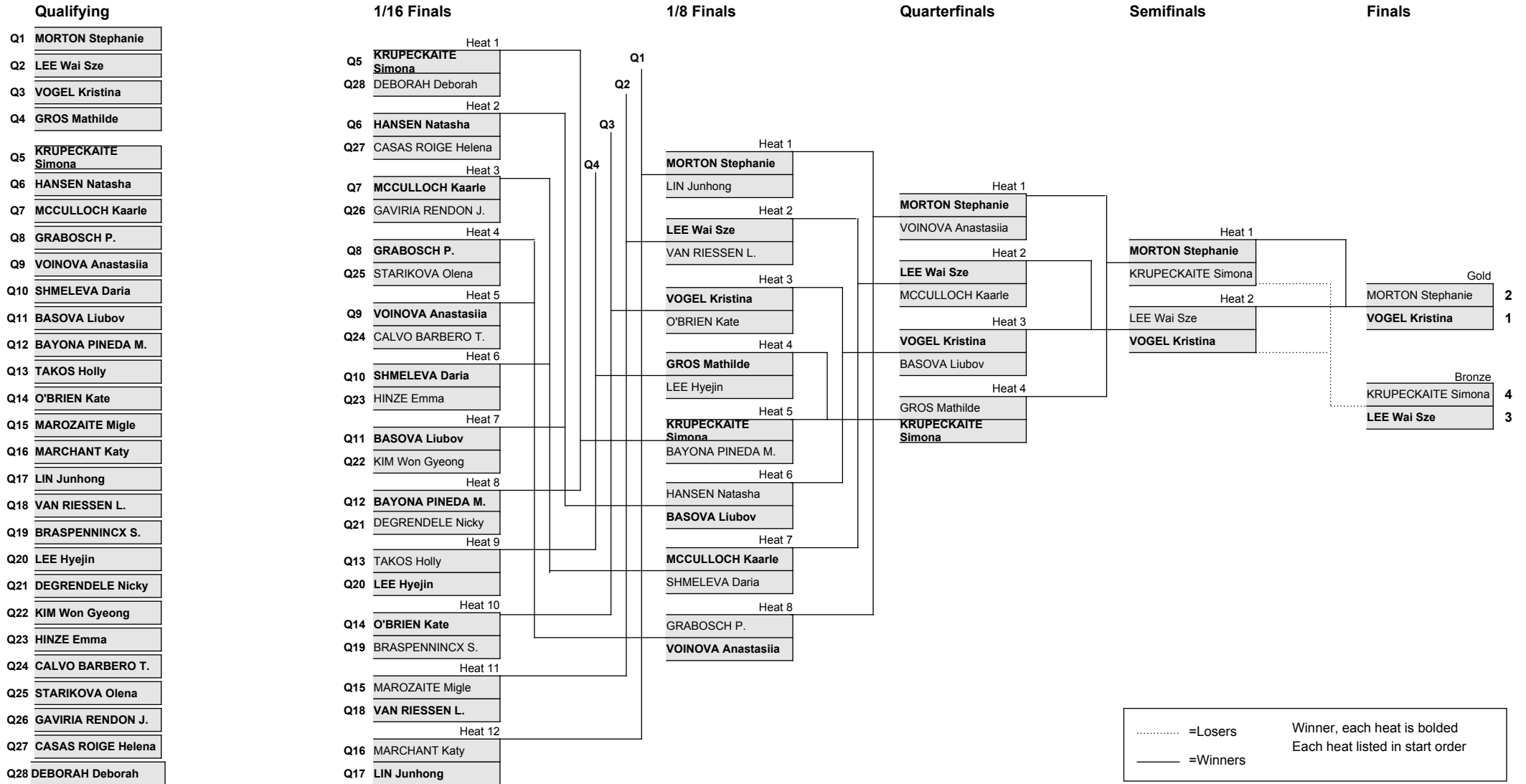
Results and Final Classification / Résultats et classement final

Fri 14 Apr 2017 - Race distance: 3 laps

Rank	Race Number	Name	Country Code	1st Race	2nd Race	Decider
Final for Gold						
				200m Time:	11.304	11.372
				Average Speed km/h:	63.694	63.313
GOLD	1	225	VOGEL Kristina	GER	Winner	Winner
SILVER	2	114	MORTON Stephanie	AUS	+0.149	+0.147
Final for Bronze						
				200m Time:	11.461	11.363
				Average Speed km/h:	62.821	63.363
BRONZE	3	232	LEE Wai Sze	HKG	Winner	Winner
	4	270	KRUPECKAITE Simona	LTU	+0.054	+0.039
Did not qualify for semifinals						
	5	194	GROS Mathilde	FRA		
	6	113	MCCULLOCH Kaarle	AUS		
	7	341	VOINOVA Anastasiia	RUS		
	8	353	BASOVA Liubov	UKR		
Did not qualify for 1/4 finals						
	9	306	HANSEN Natasha	NZL		
	10	221	GRABOSCH Pauline Sophie	GER		
	11	340	SHMELEVA Daria	RUS		
	12	164	BAYONA PINEDA Martha	COL		
	13	143	O'BRIEN Kate	CAN		
	14	158	LIN Junhong	CHN		
	15	296	VAN RIESSSEN Laurine	NED		
	16	268	LEE Hyejin	KOR		
Did not qualify for 1/8 finals						
	17	115	TAKOS Holly	AUS		
	18	271	MAROZAITE Migle	LTU		
	19	208	MARCHANT Katy	GBR		
	20	294	BRASPENNINCX Shanne	NED		
	21	123	DEGRENDELE Nicky	BEL		
	22	267	KIM Won Gyeong	KOR		
	23	222	HINZE Emma	GER		
	24	179	CALVO BARBERO Tania	ESP		
	25	355	STARIKOVA Olena	UKR		
	26	165	GAVIRIA RENDON Juliana	COL		
	27	180	CASAS ROIGE Helena	ESP		
	28	238	DEBORAH Deborah	IND		
Did not qualify for 1/16 finals						
	29	235	MA Wing Yu	HKG		

Communiqué approved by the Secretary of the Commissaires Panel:

Women's Sprint / Vitesse femmes
Results Bracket / Tableau des matchs avec résultats



Communiqué approved by the Secretary of the Commissaires Panel:

Women's Sprint / Vitesse femmes

Qualifying / Qualifications

Results / Résultats

Thu 13 Apr 2017 - Race distance: 200m flying start (3.5 laps)

World Record	10.384 VOGEL Kristina	GER	Aguascalientes (MEX)	7 DEC 2013
---------------------	-----------------------	-----	----------------------	------------

Rank	Race Number	Name	Country Code	100m	Time 100-200	Average Speed km/h
1	114	MORTON Stephanie	AUS	5.328 (2)	10.724 5.396 (1)	67.139
2	232	LEE Wai Sze	HKG	5.288 (1)	10.764 5.476 (4)	66.889
3	225	VOGEL Kristina	GER	5.344 (3)	10.816 5.472 (3)	66.568
4	194	GROS Mathilde	FRA	5.360 (4)	10.826 5.466 (2)	66.506
5	270	KRUPECKAITE Simona	LTU	5.418 (9)	10.937 5.519 (5)	65.831
6	306	HANSEN Natasha	NZL	5.392 (7)	10.945 5.553 (6)	65.783
7	113	MCCULLOCH Kaarle	AUS	5.395 (8)	10.962 5.567 (7)	65.681
8	221	GRABOSCH Pauline Sophie	GER	5.387 (5)	10.967 5.580 (8)	65.651
9	341	VOINOVA Anastasiia	RUS	5.388 (6)	10.975 5.587 (10)	65.603
10	340	SHMELEVA Daria	RUS	5.420 (10)	11.012 5.592 (11)	65.383
11	353	BASOVA Liubov	UKR	5.462 (14)	11.044 5.582 (9)	65.193
12	164	BAYONA PINEDA Martha	COL	5.458 (13)	11.062 5.604 (12)	65.087
13	115	TAKOS Holly	AUS	5.452 (12)	11.075 5.623 (13)	65.011
14	143	O'BRIEN Kate	CAN	5.434 (11)	11.106 5.672 (16)	64.829
15	271	MAROZAITE Migle	LTU	5.477 (15)	11.147 5.670 (15)	64.591
16	208	MARCHANT Katy	GBR	5.516 (18)	11.151 5.635 (14)	64.568
17	158	LIN Junhong	CHN	5.486 (16)	11.169 5.683 (20)	64.464
18	296	VAN RIESSEN Laurine	NED	5.494 (17)	11.176 5.682 (19)	64.423
19	294	BRASPENNINCX Shanne	NED	5.534 (19)	11.209 5.675 (17)	64.234
20	268	LEE Hyejin	KOR	5.534 (19)	11.239 5.705 (23)	64.062

Women's Sprint / Vitesse femmes

Qualifying / Qualifications

Results / Résultats

Thu 13 Apr 2017 - Race distance: 200m flying start (3.5 laps)

Rank	Race Number	Name	Country Code	100m	Time 100-200	Average Speed km/h
21	123	DEGRENDELE Nicky	BEL	5.568 (24)	11.248 5.680 (18)	64.011
22	267	KIM Won Gyeong	KOR	5.566 (23)	11.253 5.687 (21)	63.982
23	222	HINZE Emma	GER	5.562 (22)	11.255 5.693 (22)	63.971
24	179	CALVO BARBERO Tania	ESP	5.546 (21)	11.336 5.790 (24)	63.514
25	355	STARIKOVA Olena	UKR	5.606 (25)	11.397 5.791 (25)	63.174
26	165	GAVIRIA RENDON Juliana	COL	5.698 (26)	11.569 5.871 (26)	62.235
27	180	CASAS ROIGE Helena	ESP	5.742 (27)	11.761 6.019 (28)	61.219
28	238	DEBORAH Deborah	IND	5.835 (29)	11.807 5.972 (27)	60.980
29	235	MA Wing Yu	HKG	5.802 (28)	11.832 6.030 (29)	60.851

Qualification rule:

Top 4 riders qualify for 1/8 finals. 5th to 28th places qualify for 1/16 finals.

Communiqué approved by the Secretary of the Commissaires Panel:

Women's Keirin / Keirin femmes

Results and Final Classification / Résultats et classement final

Sun 16 Apr 2017 - Race distance: 6 laps

Rank	Race Number	Name	Country Code	Time Behind
Final 1-6				
			200m Time: 11.310	
			Average Speed: 63.660km/h	
1	225	VOGEL Kristina	GER	
2	164	BAYONA PINEDA Martha	COL	+0.061
3	123	DEGRENDELE Nicky	BEL	+0.130
4	114	MORTON Stephanie	AUS	+0.257
5	294	BRASPENNINCX Shanne	NED	+0.288
6	270	KRUPECKAITE Simona	LTU	+1.480
Final 7-12				
			200m Time: 11.357	
			Average Speed: 63.397km/h	
7	296	VAN RIESSEN Laurine	NED	
8	341	VOINOVA Anastasiia	RUS	+0.090
9	353	BASOVA Liubov	UKR	+0.180
10	232	LEE Wai Sze	HKG	+0.332
11	156	GUO Shuang	CHN	+0.465
12	268	LEE Hyejin	KOR	+0.851
Did not qualify from First round				
13	113	MCCULLOCH Kaarle	AUS	
13	180	CASAS ROIGE Helena	ESP	
13	280	GAXIOLA GONZALEZ Luz Daniela	MEX	
13	283	VERDUGO OSUNA Yuli	MEX	
17	143	O'BRIEN Kate	CAN	
17	179	CALVO BARBERO Tania	ESP	
17	208	MARCHANT Katy	GBR	
17	336	KISELEVA Tatiana	RUS	
21	115	TAKOS Holly	AUS	
21	221	GRABOSCH Pauline Sophie	GER	
21	222	HINZE Emma	GER	
21	241	MCCURLEY Shannon	IRL	
25	158	LIN Junhong	CHN	
25	271	MAROZAITE Migle	LTU	
25	355	STARIKOVA Olena	UKR	

Communiqué approved by the Secretary of the Commissaires Panel:

Women's Keirin / Keirin femmes
Second Round / Deuxième tour
Results / Résultats

Sun 16 Apr 2017 - Race distance: 6 laps

Rank	Race Number	Name	Country Code	Time Behind
Heat 1				
			200m Time: 11.496 Average Speed: 62.630km/h	
1	225	VOGEL Kristina	GER	
2	164	BAYONA PINEDA Martha	COL	+0.065
3	123	DEGRENDELE Nicky	BEL	+0.102
4	341	VOINOVA Anastasiia	RUS	+0.149
5	296	VAN RIESSEN Laurine	NED	+0.362
6	156	GUO Shuang	CHN	+0.520
Heat 2				
			200m Time: 11.577 Average Speed: 62.192km/h	
1	114	MORTON Stephanie	AUS	
2	294	BRASPENNINCX Shanne	NED	+0.030
3	270	KRUPECKAITE Simona	LTU	+0.316
4	353	BASOVA Liubov	UKR	+0.529
5	232	LEE Wai Sze	HKG	+0.739
6	268	LEE Hyejin	KOR	DNF

Qualification rule:

The first three riders in each heat qualify to final 1-6, all other riders advance to final 7-12.

No. 164 BAYONA PINEDA Martha (COL)

 Warning for not holding his/her line during the final sprint
 Avertissement pour avoir quitté sa ligne pendant le sprint final

No. 225 VOGEL Kristina (GER)

 Warning for not holding his/her line during the final sprint
 Avertissement pour avoir quitté sa ligne pendant le sprint final

Communiqué approved by the Secretary of the Commissaires Panel:

Legend:
DNF Did Not Finish

Women's Keirin / Keirin femmes
First Round Repechages / Repêchage premier tour
Results / Résultats

Sun 16 Apr 2017 - Race distance: 6 laps

Rank	Race Number	Name	Country Code	Time Behind
200m Time: 11.686 Average Speed: 61.612km/h				
Heat 1				
1	341	VOINOVA Anastasiia	RUS	
2	180	CASAS ROIGE Helena	ESP	+0.028
3	143	O'BRIEN Kate	CAN	+0.281
4	115	TAKOS Holly	AUS	+0.446
5	158	LIN Junhong	CHN	+0.996
200m Time: 11.654 Average Speed: 61.781km/h				
Heat 2				
1	268	LEE Hyejin	KOR	
2	283	VERDUGO OSUNA Yuli	MEX	+0.089
3	208	MARCHANT Katy	GBR	+0.198
4	222	HINZE Emma	GER	+0.243
200m Time: 11.727 Average Speed: 61.396km/h				
Heat 3				
1	353	BASOVA Liubov	UKR	
2	113	MCCULLOCH Kaarle	AUS	+0.254
3	179	CALVO BARBERO Tania	ESP	+0.369
4	221	GRABOSCH Pauline Sophie	GER	+0.382
5	271	MAROZAITE Migle	LTU	+0.487
200m Time: 11.628 Average Speed: 61.919km/h				
Heat 4				
1	296	VAN RIESSEN Laurine	NED	
2	280	GAXIOLA GONZALEZ Luz Daniela	MEX	+0.108
3	336	KISELEVA Tatiana	RUS	+0.272
4	241	MCCURLEY Shannon	IRL	+0.325
5	355	STARIKOVA Olena	UKR	+0.834

Qualification rule:

The winner of each heat qualifies to the Second round.

Communiqué approved by the Secretary of the Commissaires Panel:

Women's Keirin / Keirin femmes

First Round / Premier tour

Results / Résultats

Sun 16 Apr 2017 - Race distance: 6 laps

Rank	Race Number	Name	Country Code	Time Behind
200m Time: 11.286 Average Speed: 63.795km/h				
Heat 1				
1	225	VOGEL Kristina	GER	
2	294	BRASPENNINCX Shanne	NED	+0.054
3	180	CASAS ROIGE Helena	ESP	+0.889
4	336	KISELEVA Tatiana	RUS	+1.006
5	271	MAROZAITE Migle	LTU	+1.186
6	283	VERDUGO OSUNA Yuli	MEX	+1.234
7	158	LIN Junhong	CHN	+1.652
200m Time: 11.386 Average Speed: 63.235km/h				
Heat 2				
1	114	MORTON Stephanie	AUS	
2	156	GUO Shuang	CHN	+0.016
3	222	HINZE Emma	GER	+0.408
4	353	BASOVA Liubov	UKR	+0.565
5	268	LEE Hyejin	KOR	+0.617
6	341	VOINOVA Anastasiia	RUS	+0.873
7	296	VAN RIESSEN Laurine	NED	+0.911
200m Time: 11.313 Average Speed: 63.643km/h				
Heat 3				
1	232	LEE Wai Sze	HKG	
2	123	DEGRENDELE Nicky	BEL	+0.055
3	113	MCCULLOCH Kaarle	AUS	+0.079
4	208	MARCHANT Katy	GBR	+0.246
5	143	O'BRIEN Kate	CAN	+0.348
6	221	GRABOSCH Pauline Sophie	GER	+0.400
7	179	CALVO BARBERO Tania	ESP	+0.444
200m Time: 11.492 Average Speed: 62.652km/h				
Heat 4				
1	164	BAYONA PINEDA Martha	COL	
2	270	KRUPECKAITE Simona	LTU	+0.003
3	280	GAXIOLA GONZALEZ Luz Daniela	MEX	+0.057
4	115	TAKOS Holly	AUS	+0.247
5	241	MCCURLEY Shannon	IRL	+1.014
6	355	STARIKOVA Olena	UKR	DNF

Qualification rule:

The first two riders in each heat qualify to the Second round, all other riders advance to the First round repechages.

Communiqué approved by the Secretary of the Commissaires Panel:

Legend:
DNF Did Not Finish

Women's 500m Time Trial / 500m Contre la montre femmes
Final / Finale

Results and Final Classification / Résultats et classement final

Sat 15 Apr 2017 - Race distance: 500m

World Record	32.268 SALAZAR Jessica	MEX	Aguascalientes (MEX)	7 OCT 2016
---------------------	------------------------	-----	----------------------	------------

Rank	Race Number	Name	Country Code	250m	Time 250-500	Average Speed km/h
1	340	SHMELEVA Daria	RUS	18.749 (2)	33.282 14.533 (3)	54.083
2	226	WELTE Miriam	GER	18.711 (1)	33.382 14.671 (4)	53.921
3	341	VOINOVA Anastasiia	RUS	18.938 (3)	33.454 14.516 (2)	53.805
4	232	LEE Wai Sze	HKG	19.309 (6)	33.723 14.414 (1)	53.376
5	221	GRABOSCH Pauline Sophie	GER	19.182 (4)	33.855 14.673 (5)	53.167
6	164	BAYONA PINEDA Martha	COL	19.455 (7)	34.291 14.836 (6)	52.491
7	179	CALVO BARBERO Tania	ESP	19.456 (8)	34.489 15.033 (7)	52.190
8	296	VAN RIESSEN Laurine	NED	19.266 (5)	34.526 15.260 (8)	52.134

Did not qualify for Final

9	295	LAMBERINK Kyra	NED
10	281	SALAZAR VALLES Jessica	MEX
11	355	STARIKOVA Olena	UKR
12	306	HANSEN Natasha	NZL
13	208	MARCHANT Katy	GBR
14	180	CASAS ROIGE Helena	ESP
15	165	GAVIRIA RENDON Juliana	COL
16	256	VECE Miriam	ITA
17	271	MAROZAITE Migle	LTU
18	283	VERDUGO OSUNA Yuli	MEX
19	336	KISELEVA Tatiana	RUS
20	238	DEBORAH Deborah	IND
21	235	MA Wing Yu	HKG

Communiqué approved by the Secretary of the Commissaires Panel:

Women's 500m Time Trial / 500m Contre la montre femmes

Qualifying / Qualifications

Results / Résultats

Sat 15 Apr 2017 - Race distance: 500m

World Record	32.268 SALAZAR Jessica	MEX	Aguascalientes (MEX)	7 OCT 2016
---------------------	------------------------	-----	----------------------	------------

Rank	Race Number	Name	Country Code	250m	Time 250-500	Average Speed km/h
1	341	VOINOVA Anastasiia	RUS	18.949 (3)	33.325 14.376 (2)	54.013
2	340	SHMELEVA Daria	RUS	18.858 (1)	33.419 14.561 (4)	53.861
3	226	WELTE Miriam	GER	18.858 (1)	33.450 14.592 (5)	53.811
4	232	LEE Wai Sze	HKG	19.308 (8)	33.647 14.339 (1)	53.496
5	221	GRABOSCH Pauline Sophie	GER	19.236 (5)	33.732 14.496 (3)	53.361
6	164	BAYONA PINEDA Martha	COL	19.455 (9)	34.153 14.698 (6)	52.704
7	179	CALVO BARBERO Tania	ESP	19.298 (7)	34.209 14.911 (10)	52.617
8	296	VAN RIESSSEN Laurine	NED	19.263 (6)	34.276 15.013 (12)	52.514
9	295	LAMBERINK Kyra	NED	19.212 (4)	34.329 15.117 (16)	52.433
10	281	SALAZAR VALLES Jessica	MEX	19.524 (13)	34.331 14.807 (8)	52.430
11	355	STARIKOVA Olena	UKR	19.551 (14)	34.337 14.786 (7)	52.421
12	306	HANSEN Natasha	NZL	19.496 (12)	34.375 14.879 (9)	52.363
13	208	MARCHANT Katy	GBR	19.614 (15)	34.659 15.045 (13)	51.934
14	180	CASAS ROIGE Helena	ESP	19.638 (16)	34.693 15.055 (14)	51.883
15	165	GAVIRIA RENDON Juliana	COL	19.688 (17)	34.774 15.086 (15)	51.762
16	256	VECE Miriam	ITA	19.466 (10)	34.822 15.356 (17)	51.691
17	271	MAROZAITÉ Migle	LTU	19.494 (11)	34.859 15.365 (18)	51.636
18	283	VERDUGO OSUNA Yuli	MEX	20.059 (19)	34.975 14.916 (11)	51.465
19	336	KISELEVA Tatiana	RUS	20.164 (20)	35.638 15.474 (19)	50.507
20	238	DEBORAH Deborah	IND	19.997 (18)	35.841 15.844 (20)	50.221
21	235	MA Wing Yu	HKG	21.280 (21)	37.128 15.848 (21)	48.480

Women's Team Pursuit / Poursuite par équipes femmes

Results and Final Classification / Résultats et classement final

Thu 13 Apr 2017 - Race distance: 4000m

World Record	4:10.236 GBR - Great Britain	Rio (BRA)	13 AUG 2016
---------------------	------------------------------	-----------	-------------

Rank	Country / Name	1000m	2000m 1000-2000	3000m 2000-3000	Time 3000-4000	Average Speed km/h
------	----------------	-------	--------------------	--------------------	-------------------	--------------------------

Final for Gold

GOLD	1	USA - United States	1:08.615	2:11.926	3:15.649	4:19.413	55.509
		356 CATLIN Kelly		1:03.311	1:03.723	1:03.764	
		357 DYGERT Chloe					
		358 GEIST Kimberly (X)					
		359 VALENTE Jennifer					

SILVER	2	AUS - Australia	1:09.476	2:12.083	3:15.668	4:19.830	55.420
		2 CURE Amy		1:02.607	1:03.585	1:04.162	
		110 ANKUDINOFF Ashlee					
		112 MANLY Alexandra					
		116 WIASAK Rebecca (X)					

Final for Bronze

BRONZE	3	NZL - New Zealand	1:10.027	2:13.811	3:18.119	4:21.778	55.008
		79 SHEATH Racquel		1:03.784	1:04.308	1:03.659	
		305 BUCHANAN Rushlee					
		307 JAMES Kirstie					
		308 NIELSEN Jaime (X)					
	4	ITA - Italy	1:09.277	2:12.684	3:16.902	4:26.562	54.021
		23 BALSAMO Elisa		1:03.407	1:04.218	1:09.660	
		252 FRAPPORTI Simona (X)					
		254 PATTARO Francesca					
		255 VALSECCHI Silvia					

Eliminated after First round

5	GBR - Great Britain	64 BARKER Elinor	205 DICKINSON Eleanor	207 LLOYD Manon	209 NELSON Emily	
	6	CAN - Canada	57 DUEHRING Jasmin	140 BROWN Laura	141 FOREMAN-MACKEY Annie	142 LAY Kirsti

Women's Team Pursuit / Poursuite par équipes femmes

Results and Final Classification / Résultats et classement final

Thu 13 Apr 2017 - Race distance: 4000m

Rank	Country / Name	1000m	2000m 1000-2000	3000m 2000-3000	Time 3000-4000	Average Speed km/h
7	FRA - France					
	62 DELZENNE Elise					
	191 BERTHON Laurie					
	192 BORRAS Marion					
	193 DEMAY Coralie					
8	POL - Poland					
	36 PIKULIK Daria					
	81 RUTKOWSKA Natalia					
	318 KACZKOWSKA Justyna					
	320 ROZYNSKA Nikola					
Did not qualify for the 1st Round						
9	CHN - China					
	8 LUO Xiaoling					
	154 CHEN Qiaolin					
	155 CHEN Siyu					
	157 HUANG Li					
10	BEL - Belgium					
	4 KOPECKY Lotte					
	122 CROKET Gilke					
	125 DOM Annelies					
	126 VAN DER MEULEN Kaat					
11	JPN - Japan					
	75 UWANO Minami					
	262 HASHIMOTO Yuya					
	263 NAKAMURA Kisato					
	264 SUZUKI Nao					
12	RUS - Russia					
	84 BADYKOVA Gulnaz					
	334 BALABOLINA Tamara					
	335 KANTSYBER Maria					
	338 MALAKHOVA Lidiya					
13	HKG - Hong Kong					
	20 PANG Yao					
	68 YANG Qianyu					
	231 DIAO Xiao Juan					
	233 LEUNG Bo Yee					
14	GER - Germany					
	18 PALLER Tatjana					
	66 BECKER Charlotte					
	220 BRAUSSE Franziska					
	223 STOCK Gudrun					

Women's Team Pursuit / Poursuite par équipes femmes

First Round / Premier tour

Results / Résultats

Thu 13 Apr 2017 - Race distance: 4000m

World Record	4:10.236 GBR - Great Britain	Rio (BRA)	13 AUG 2016
---------------------	------------------------------	-----------	-------------

Heat	Rank	Country / Name	1000m	2000m 1000-2000	3000m 2000-3000	Time 3000-4000	Average Speed km/h	
1	1	NZL - New Zealand	1:08.809	2:12.119	3:16.302	4:20.171	55.348	QB
		34 DRUMMOND Michaela (X)		1:03.310	1:04.183	1:03.869		
		79 SHEATH Racquel						
		305 BUCHANAN Rushlee						
		308 NIELSEN Jaime						
	2	FRA - France	1:10.840	2:14.483	3:20.027	4:26.434	54.047	
		62 DELZENNE Elise (X)		1:03.643	1:05.544	1:06.407		
		191 BERTHON Laurie						
		192 BORRAS Marion						
		193 DEMAY Coralie						
2	1	GBR - Great Britain	1:09.182	2:12.602	3:16.489	4:21.681	55.028	
		64 BARKER Elinor		1:03.420	1:03.887	1:05.192		
		205 DICKINSON Eleanor						
		207 LLOYD Manon						
		209 NELSON Emily						
	2	POL - Poland	1:10.998	2:18.239	3:26.301	4:33.237	52.701	
		36 PIKULIK Daria		1:07.241	1:08.062	1:06.936		
		81 RUTKOWSKA Natalia						
		318 KACZKOWSKA Justyna						
		320 ROZYNSKA Nikola (X)						
3	1	AUS - Australia	1:09.724	2:12.974	3:15.928	4:20.041	55.375	QG
		2 CURE Amy		1:03.250	1:02.954	1:04.113		
		110 ANKUDINOFF Ashlee						
		112 MANLY Alexandra						
		116 WIASAK Rebecca (X)						
	2	CAN - Canada	1:08.919	2:12.065	3:15.842	4:22.446	54.868	
		57 DUEHRING Jasmin		1:03.146	1:03.777	1:06.604		
		140 BROWN Laura						
		141 FOREMAN-MACKEY Annie						
		142 LAY Kirsti (X)						

Women's Team Pursuit / Poursuite par équipes femmes
First Round / Premier tour
Results / Résultats

Thu 13 Apr 2017 - Race distance: 4000m

Heat	Rank	Country / Name	1000m	2000m 1000-2000	3000m 2000-3000	Time 3000-4000	Average Speed km/h	
4	1	USA - United States	1:09.194	2:12.376	3:14.909	4:18.716	55.659	QG
		356 CATLIN Kelly		1:03.182	1:02.533	1:03.807		
		357 DYGERT Chloe						
		358 GEIST Kimberly						(X)
		359 VALENTE Jennifer						
	2	ITA - Italy	1:08.618	2:11.978	3:16.089	4:19.958	55.393	QB
		23 BALSAMO Elisa		1:03.360	1:04.111	1:03.869		
		252 FRAPPORTI Simona						(X)
		253 GUDERZO Tatiana						
		255 VALSECCHI Silvia						

Qualification rule:

The winners of heats 3 and 4 in the First round ride the final for the gold and silver medals.
The remaining six teams will be ranked by their times in the First round and will be paired as follows:
The two fastest teams ride the final for the bronze medal.

Communiqué approved by the Secretary of the Commissaires Panel:

Legend:
QB Qualified for Bronze **QG** Qualified for Gold **(X)** Rider pulled out before the finish

Women's Team Pursuit / Poursuite par équipes femmes

Qualifying / Qualifications

Results / Résultats

Wed 12 Apr 2017 - Race distance: 4000m

World Record	4:10.236 GBR - Great Britain	Rio (BRA)	13 AUG 2016
---------------------	------------------------------	-----------	-------------

Rank	Country / Name	1000m	2000m 1000-2000	3000m 2000-3000	Time 3000-4000	Average Speed km/h
1	USA - United States 356 CATLIN Kelly 357 DYGERT Chloe 358 GEIST Kimberly 359 VALENTE Jennifer	1:08.418 (1)	2:11.160 (1) 1:02.742 (2)	3:14.283 (1) 1:03.123 (2)	4:17.722 1:03.439 (2)	55.874
2	AUS - Australia 2 CURE Amy 110 ANKUDINOFF Ashlee (X) 112 MANLY Alexandra 116 WIASAK Rebecca	1:09.578 (5)	2:12.856 (5) 1:03.278 (4)	3:15.529 (3) 1:02.673 (1)	4:18.659 1:03.130 (1)	55.671
3	CAN - Canada 7 ROORDA Stephanie (X) 57 DUEHRING Jasmin 140 BROWN Laura 141 FOREMAN-MACKEY Annie	1:08.703 (2)	2:11.491 (2) 1:02.788 (3)	3:15.601 (4) 1:04.110 (6)	4:19.515 1:03.914 (3)	55.488
4	ITA - Italy 23 BALSAMO Elisa 252 FRAPPORTI Simona 254 PATTARO Francesca (X) 255 VALSECCHI Silvia	1:09.704 (6)	2:12.034 (3) 1:02.330 (1)	3:15.396 (2) 1:03.362 (3)	4:19.838 1:04.442 (4)	55.419
5	GBR - Great Britain 205 DICKINSON Eleanor 206 KAY Emily 207 LLOYD Manon 209 NELSON Emily	1:08.954 (3)	2:12.908 (6) 1:03.954 (7)	3:16.313 (5) 1:03.405 (4)	4:21.548 1:05.235 (5)	55.056
6	NZL - New Zealand 34 DRUMMOND Michaela (X) 79 SHEATH Racquel 305 BUCHANAN Rushlee 308 NIELSEN Jaime	1:08.970 (4)	2:12.687 (4) 1:03.717 (6)	3:17.134 (6) 1:04.447 (7)	4:22.776 1:05.642 (6)	54.799
7	FRA - France 62 DELZENNE Elise (X) 191 BERTHON Laurie 192 BORRAS Marion 193 DEMAY Coralie	1:11.620 (11)	2:15.264 (7) 1:03.644 (5)	3:18.866 (7) 1:03.602 (5)	4:25.788 1:06.922 (8)	54.178
8	POL - Poland 36 PIKULIK Daria 81 RUTKOWSKA Natalia 318 KACZKOWSKA Justyna 319 PLOSAJ Nikol (X)	1:10.441 (7)	2:16.944 (8) 1:06.503 (9)	3:22.292 (8) 1:05.348 (8)	4:28.523 1:06.231 (7)	53.626

Women's Team Pursuit / Poursuite par équipes femmes
Qualifying / Qualifications
Results / Résultats

Wed 12 Apr 2017 - Race distance: 4000m

Rank	Country / Name	1000m	2000m 1000-2000	3000m 2000-3000	Time 3000-4000	Average Speed km/h
9	CHN - China 8 LUO Xiaoling 154 CHEN Qiaolin 155 CHEN Siyu 157 HUANG Li (X)	1:11.000 (8)	2:17.629 (9) 1:06.629 (10)	3:25.214 (10) 1:07.585 (11)	4:32.559 1:07.345 (9)	52.832
10	BEL - Belgium 4 KOPECKY Lotte 122 CROKET Gilke (X) 125 DOM Annelies 126 VAN DER MEULEN Kaat	1:11.604 (10)	2:18.750 (12) 1:07.146 (13)	3:25.571 (11) 1:06.821 (10)	4:33.722 1:08.151 (11)	52.608
11	JPN - Japan 75 UWANO Minami 262 HASHIMOTO Yuya 263 NAKAMURA Kisato 264 SUZUKI Nao (X)	1:12.976 (14)	2:18.613 (11) 1:05.637 (8)	3:24.987 (9) 1:06.374 (9)	4:34.362 1:09.375 (13)	52.485
12	RUS - Russia 84 BADYKOVA Gulnaz 334 BALABOLINA Tamara 335 KANTSYBER Maria 338 MALAKHOVA Lidiya (X)	1:12.726 (13)	2:19.999 (14) 1:07.273 (14)	3:28.013 (14) 1:08.014 (12)	4:35.657 1:07.644 (10)	52.238
13	HKG - Hong Kong 20 PANG Yao (X) 68 YANG Qianyu 231 DIAO Xiao Juan 233 LEUNG Bo Yee	1:12.050 (12)	2:18.923 (13) 1:06.873 (11)	3:27.716 (13) 1:08.793 (14)	4:35.949 1:08.233 (12)	52.183
14	GER - Germany 18 PALLER Tatjana (X) 66 BECKER Charlotte 220 BRAUSSE Franziska 223 STOCK Gudrun	1:11.173 (9)	2:18.109 (10) 1:06.936 (12)	3:26.290 (12) 1:08.181 (13)	4:36.287 1:09.997 (14)	52.119

Qualification rule:

The eight teams recording the best times in the qualifying round will be matched in the First round as follows:

The 6th fastest team against the 7th fastest team.

The 5th fastest team against the 8th fastest team.

The 2nd fastest team against the 3rd fastest team.

The fastest team against the 4th fastest team.

The winners of heats 3 and 4 in the First round ride the final for the gold and silver medals.

The remaining six teams will be ranked by their times in the First round and will be paired as follows:

The two fastest teams ride the final for the bronze medal.

Communiqué approved by the Secretary of the Commissaires Panel:

Legend:

(X) Rider pulled out before the finish

Women's Individual Pursuit / Poursuite individuelle femmes

Results and Final Classification / Résultats et classement final

Sat 15 Apr 2017 - Race distance: 3000m

World Record	3:22.269 HAMMER Sarah	USA	Aguascalientes (MEX)	11 MAY 2010
---------------------	-----------------------	-----	----------------------	-------------

	Rank	Race Number	Name	Country Code	1000m	2000m 1000-2000	Time 2000-3000	Average Speed km/h
GOLD	1	357	DYGERT Chloe	USA	1:11.025	2:17.467 1:06.442	3:24.641 1:07.174	52.775
SILVER	2	110	ANKUDINOFF Ashlee	AUS	1:13.068	2:21.604 1:08.536	3:31.784 1:10.180	50.995
BRONZE	3	356	CATLIN Kelly	USA	1:12.132	2:20.305 1:08.173	3:30.365 1:10.060	51.339
	4	116	WIASAK Rebecca	AUS	1:12.097	2:20.733 1:08.636	3:31.173 1:10.440	51.142
	5	16	ARCHIBALD Katie	GBR				
	6	308	NIELSEN Jaime	NZL				
	7	142	LAY Kirsti	CAN				
	8	255	VALSECCHI Silvia	ITA				
	9	223	STOCK Gudrun	GER				
	10	141	FOREMAN-MACKEY Annie	CAN				
	11	318	KACZKOWSKA Justyna	POL				
	12	205	DICKINSON Eleanor	GBR				
	13	192	BORRAS Marion	FRA				
	14	307	JAMES Kirstie	NZL				
	15	254	PATTARO Francesca	ITA				
	16	62	DELZENNE Elise	FRA				
	17	242	TURVEY Anna	IRL				
	18	133	PIVOVAROVA Polina	BLR				
	19	181	RODRIGUEZ SANCHEZ Gloria	ESP				
	20	125	DOM Annelies	BEL				
	21	25	KAJIHARA Yumi	JPN				

Women's Individual Pursuit / Poursuite individuelle femmes

Qualifying / Qualifications

Results / Résultats

Sat 15 Apr 2017 - Race distance: 3000m

World Record	3:22.269 HAMMER Sarah	USA	Aguascalientes (MEX)	11 MAY 2010
---------------------	-----------------------	-----	----------------------	-------------

Rank	Race Number	Name	Country Code	1000m	2000m 1000-2000	Time 2000-3000	Average Speed km/h
1	357	DYGERT Chloe	USA	1:10.864 (1)	2:16.817 (1) 1:05.953 (1)	3:22.920 1:06.103 (1)	53.222
2	110	ANKUDINOFF Ashlee	AUS	1:13.082 (6)	2:20.854 (5) 1:07.772 (2)	3:29.554 1:08.700 (2)	51.538
3	116	WIASAK Rebecca	AUS	1:12.183 (3)	2:20.515 (3) 1:08.332 (5)	3:30.938 1:10.423 (7)	51.199
4	356	CATLIN Kelly	USA	1:14.159 (12)	2:22.109 (8) 1:07.950 (3)	3:31.073 1:08.964 (3)	51.167
5	16	ARCHIBALD Katie	GBR	1:12.196 (4)	2:20.744 (4) 1:08.548 (7)	3:31.331 1:10.587 (8)	51.104
6	308	NIELSEN Jaime	NZL	1:13.116 (7)	2:21.577 (7) 1:08.461 (6)	3:31.653 1:10.076 (6)	51.026
7	142	LAY Kirsti	CAN	1:13.471 (8)	2:21.547 (6) 1:08.076 (4)	3:32.936 1:11.389 (11)	50.719
8	255	VALSECCHI Silvia	ITA	1:14.522 (13)	2:24.002 (12) 1:09.480 (9)	3:33.088 1:09.086 (4)	50.683
9	223	STOCK Gudrun	GER	1:15.147 (15)	2:24.756 (15) 1:09.609 (10)	3:34.325 1:09.569 (5)	50.390
10	141	FOREMAN-MACKEY Annie	CAN	1:14.090 (10)	2:23.811 (11) 1:09.721 (11)	3:34.955 1:11.144 (10)	50.243
11	318	KACZKOWSKA Justyna	POL	1:11.730 (2)	2:20.406 (2) 1:08.676 (8)	3:34.958 1:14.552 (20)	50.242
12	205	DICKINSON Eleanor	GBR	1:12.216 (5)	2:22.658 (9) 1:10.442 (15)	3:34.982 1:12.324 (13)	50.236
13	192	BORRAS Marion	FRA	1:14.897 (14)	2:24.680 (14) 1:09.783 (12)	3:36.194 1:11.514 (12)	49.955
14	307	JAMES Kirstie	NZL	1:13.597 (9)	2:23.423 (10) 1:09.826 (13)	3:36.250 1:12.827 (14)	49.942
15	254	PATTARO Francesca	ITA	1:15.901 (16)	2:26.562 (16) 1:10.661 (16)	3:37.531 1:10.969 (9)	49.648
16	62	DELZENNE Elise	FRA	1:14.154 (11)	2:24.258 (13) 1:10.104 (14)	3:38.744 1:14.486 (19)	49.372
17	242	TURVEY Anna	IRL	1:15.956 (17)	2:27.114 (17) 1:11.158 (17)	3:40.484 1:13.370 (15)	48.983
18	133	PIVOVAROVA Polina	BLR	1:16.202 (18)	2:27.715 (18) 1:11.513 (18)	3:41.497 1:13.782 (16)	48.759
19	181	RODRIGUEZ SANCHEZ Gloria	ESP	1:16.415 (20)	2:29.487 (19) 1:13.072 (19)	3:43.369 1:13.882 (17)	48.350
20	125	DOM Annelies	BEL	1:16.943 (21)	2:30.734 (20) 1:13.791 (20)	3:44.903 1:14.169 (18)	48.020
21	25	KAJIHARA Yumi	JPN	1:17.077 (22)	2:32.571 (21) 1:15.494 (21)	3:47.356 1:14.785 (21)	47.502
22	68	YANG Qianyu	HKG	1:16.376 (19)	2:32.831 (22) 1:16.455 (22)	3:48.449 1:15.618 (22)	47.275

Women's Individual Pursuit / Poursuite individuelle femmes**Qualifying / Qualifications****Results / Résultats**

Sat 15 Apr 2017 - Race distance: 3000m

Rank	Race Number	Name	Country Code	1000m	2000m 1000-2000	Time 2000-3000	Average Speed km/h
23	77	TREBAITE Ausrine	LTU	1:18.507 (23)	2:36.135 (23) 1:17.628 (23)	3:56.001 1:19.866 (23)	45.762
24	36	PIKULIK Daria	POL	1:24.586 (24)	2:47.077 (24) 1:22.491 (24)	4:09.892 1:22.815 (24)	43.218

Qualification rule:

Fastest 2 riders race for Gold, and 3rd and 4th riders race for Bronze.

Communiqué approved by the Secretary of the Commissaires Panel:

Women's Points Race / Course aux points femmes

Final / Finale

Results / Résultats

Sun 16 Apr 2017 - Race distance: 100 laps (25km) with 10 sprints

Elapsed time: **31:01**

Average Speed: **48.343 km/h**

Rank	Race No.	Name	Country Code	Sprint Number										Finish Order	Lap Points			Total Points		
				1	2	3	4	5	6	7	8	9	10		+	-	Balance			
1	64	BARKER Elinor	GBR					5	5	3	3					6	40		40	59
2	44	HAMMER Sarah	USA				3	3					5			12	40		40	51
3	31	WILD Kirsten	NED		3					2	5				5	19	20		20	35
4	4	KOPECKY Lotte	BEL									1		2		18	20		20	23
5	66	BECKER Charlotte	GER										5		1	10	1			16
6	57	DUEHRING Jasmin	CAN				5	2						2		5			9	
7	89	BRONZINI Giorgia	ITA			5	1							2		8			8	
8	84	BADYKOVA Gulnaz	RUS					2		1						3			7	
9	77	TREBAITE Ausrine	LTU													6			6	
10	32	STENBERG Anita Yvonne	NOR		5											11			5	
11	2	CURE Amy	AUS		2	2								1		13			5	
12	53	EBERHARDT Verena	AUT					3								14			3	
13	40	PAVLEDOVA Alzbeta	SVK													2			2	
14	79	SHEATH Racquel	NZL			1										15			2	
15	71	GURLEY Lydia	IRL												2	16			2	
16	87	NAHIRNA Anna	UKR		1											10			1	
17	62	DELZENNE Elise	FRA						1							17			1	
18	12	USABIAGA BALERDI Ana	ESP													9			0	
19	9	MACHACOVA Jarmila	CZE													20			0	
20	68	YANG Qianyu	HKG													22			0	
21	81	RUTKOWSKA Natalia	POL		3											7		20	-17	
22	75	UWANO Minami	JPN												3	21		20	-17	

Communiqué approved by the Secretary of the Commissaires Panel:

Legend:
+ Points gained - Points lost No. Number

Women's Scratch Race / Course scratch femmes

Final / Finale

Results / Résultats

Wed 12 Apr 2017 - Race distance: 40 laps (10km)

Elapsed time: **12:18**

Average Speed: **48.744 km/h**

Rank	Race Number	Name	Country Code	Laps Down
1	249	BARBIERI Rachele	ITA	
2	64	BARKER Elinor	GBR	
3	124	D'HOORE Jolien	BEL	
4	44	HAMMER Sarah	USA	
5	31	WILD Kirsten	NED	
6	57	DUEHRING Jasmin	CAN	
7	157	HUANG Li	CHN	-1
8	231	DIAO Xiao Juan	HKG	-1
9	111	CLONAN Kristina	AUS	-1
10	14	FOURNIER Roxane	FRA	-1
11	43	KLIMCHENKO Tetyana	UKR	-1
12	40	PAVLENDOVA Alzbeta	SVK	-1
13	170	HOCHMANN Lucie	CZE	-1
14	12	USABIAGA BALERDI Ana	ESP	-1
15	71	GURLEY Lydia	IRL	-1
16	32	STENBERG Anita Yvonne	NOR	-1
17	339	ROMANYUTA Evgeniya	RUS	-1
18	53	EBERHARDT Verena	AUT	-1
19	318	KACZKOWSKA Justyna	POL	-1
20	77	TREBAITE Ausrine	LTU	-1
21	75	UWANO Minami	JPN	-1
	18	PALLER Tatjana	GER	DNF

Communiqué approved by the Secretary of the Commissaires Panel:

Legend:
DNF Did Not Finish

Women's Omnium / Omnium femmes
Final Classification / Classement final

Rank	Race No.	Name	Country Code	Scratch Race 1/4	Tempo Race 2/4	Elim. Race 3/4	Sub Total Points	Points Race 4/4 (80 Laps - 20 Km)										Total Points	
								Sprint Points								Lap Points			Finish Order
								1	2	3	4	5	6	7	8	+	-		
1	16	ARCHIBALD Katie	GBR	40 (1)	40 (1)	32 (5)	112 (1)	2	5						2	2		4	123
2	31	WILD Kirsten	NED	36 (3)	32 (5)	38 (2)	106 (3)	3		1					5			7	115
3	2	CURE Amy	AUS	38 (2)	34 (4)	40 (1)	112 (2)	1	2									9	115
4	36	PIKULIK Daria	POL	30 (6)	24 (9)	36 (3)	90 (5)			5				5	10			1	110
5	44	HAMMER Sarah	USA	28 (7)	38 (2)	30 (6)	96 (4)			2					4			3	102
6	4	KOPECKY Lotte	BEL	26 (8)	8 (17)	34 (4)	68 (9)			5				3		20		16	96
7	23	BALSAMO Elisa	ITA	34 (4)	30 (6)	20 (11)	84 (6)			3								6	87
8	34	DRUMMOND Michaela	NZL	24 (9)	26 (8)	22 (10)	72 (8)	2				1	1					5	76
9	21	BOYLAN Lydia	IRL	20 (11)	22 (10)	12 (15)	54 (11)					2				20		8	76
10	14	FOURNIER Roxane	FRA	32 (5)	12 (15)	28 (7)	72 (7)											11	72
11	25	KAJIHARA Yumi	JPN	10 (16)	28 (7)	1 (21)	39 (15)			3		5				20		21	67
12	43	KLIMCHENKO Tetyana	UKR	8 (17)	18 (12)	24 (9)	50 (13)								6			2	56
13	40	PAVLENDOVA Alzbeta	SVK	22 (10)	16 (13)	18 (12)	56 (10)											17	56
14	12	USABIAGA BALERDI Ana	ESP	16 (13)	10 (16)	26 (8)	52 (12)	3										18	55
15	32	STENBERG Anita Yvonne	NOR	6 (18)	20 (11)	14 (14)	40 (14)	5						3	1			10	49
16	8	LUO Xiaoling	CHN	1 (22)	14 (14)	8 (17)	23 (17)					3				20		19	46
17	20	PANG Yao	HKG	18 (12)	4 (19)	16 (13)	38 (16)			1								15	39
18	28	BALEISYTE Olivija	LTU	14 (14)	2 (20)	4 (19)	20 (18)	1						2				20	23
19	9	MACHACOVA Jarmila	CZE	2 (20)	6 (18)	10 (16)	18 (19)											12	18
20	18	PALLER Tatjana	GER	4 (19)	1 (21)	6 (18)	11 (20)											13	11
21	41	ZENG Ke Xin	TPE	1 (21)	1 (22)	1 (22)	3 (21)											14	3
22	7	ROORDA Stephanie	CAN	12 (15)	36 (3)	2 (20)	50 (22)												DNF
								Elapsed time: 25:06 - Average Speed: 47.795km/h											

Communiqué approved by the Secretary of the Commissaires Panel:

Legend:
+ Points gained - Points lost **DNF** Did Not Finish **DNS** Did Not Start **Elim.** Elimination **No.** Number **nn (x)** Points (Rank)

No. 2 CURE Amy (AUS)
Relegation Sprint 7 for irregular movement to prevent his opponent from passing
Déclassement sprint 7 pour manoeuvre illicite, faite pour empêcher son adversaire de passer

Women's Omnium / Omnium femmes
Elimination Race 3/4 / Course par élimination 3/4
Results / Résultats
Fri 14 Apr 2017

Elapsed time: **15:07**

Average Speed: **46.617 km/h**

Rank	Race Number	Name	Country Code
1	2	CURE Amy	AUS
2	31	WILD Kirsten	NED
3	36	PIKULIK Daria	POL
4	4	KOPECKY Lotte	BEL
5	16	ARCHIBALD Katie	GBR
6	44	HAMMER Sarah	USA
7	14	FOURNIER Roxane	FRA
8	12	USABIAGA BALERDI Ana	ESP
9	43	KLIMCHENKO Tetyana	UKR
10	34	DRUMMOND Michaela	NZL
11	23	BALSAMO Elisa	ITA
12	40	PAVLEDOVA Alzbeta	SVK
13	20	PANG Yao	HKG
14	32	STENBERG Anita Yvonne	NOR
15	21	BOYLAN Lydia	IRL
16	9	MACHACOVA Jarmila	CZE
17	8	LUO Xiaoling	CHN
18	18	PALLER Tatjana	GER
19	28	BALEISYTE Olivija	LTU
20	7	ROORDA Stephanie	CAN
21	25	KAJIHARA Yumi	JPN
22	41	ZENG Ke Xin	TPE

Communiqué approved by the Secretary of the Commissaires Panel:

Women's Omnium / Omnium femmes

Tempo Race 2¼ / Course tempo 2¼

Results / Résultats

Fri 14 Apr 2017

Elapsed time: **9:21**

Average Speed: **48.110 km/h**

Rank	Race No.	Name	Country Code	Sprints Won	Finish Order	Lap Points			Total Points
						+	-	Balance	
1	16	ARCHIBALD Katie	GBR	4, 7, 13, 14	2	20		20	24
2	44	HAMMER Sarah	USA	11, 12, 18	7	20		20	23
3	7	ROORDA Stephanie	CAN	8, 9, 10	14	20		20	23
4	2	CURE Amy	AUS	15, 20	4	20		20	22
5	31	WILD Kirsten	NED	5, 17	8	20		20	22
6	23	BALSAMO Elisa	ITA	6, 16	18	20		20	22
7	25	KAJIHARA Yumi	JPN	19	13	20		20	21
8	34	DRUMMOND Michaela	NZL		5	20		20	20
9	36	PIKULIK Daria	POL		12	20		20	20
10	21	BOYLAN Lydia	IRL	21, 22, 23, 24, 25, 26, 27	1				7
11	32	STENBERG Anita Yvonne	NOR	1	11				1
12	43	KLIMCHENKO Tetyana	UKR	2	22				1
13	40	PAVLEDOVA Alzbeta	SVK	3	20				1
14	8	LUO Xiaoling	CHN		3				0
15	14	FOURNIER Roxane	FRA		6				0
16	12	USABIAGA BALERDI Ana	ESP		9				0
17	4	KOPECKY Lotte	BEL		10				0
18	9	MACHACOVA Jarmila	CZE		15				0
19	20	PANG Yao	HKG		16				0
20	28	BALEISYTE Olivija	LTU		17				0
21	18	PALLER Tatjana	GER		19				0
22	41	ZENG Ke Xin	TPE		21				0

Communiqué approved by the Secretary of the Commissaires Panel:

Women's Omnium / Omnium femmes
Scratch Race 1¼ / Course scratch 1¼
Results / Résultats

Fri 14 Apr 2017 - Race distance: 30 laps (7.5km)

 Elapsed time: **9:29**

 Average Speed: **47.451 km/h**

Rank	Race Number	Name	Country Code	Laps Down
1	16	ARCHIBALD Katie	GBR	
2	2	CURE Amy	AUS	
3	31	WILD Kirsten	NED	
4	23	BALSAMO Elisa	ITA	
5	14	FOURNIER Roxane	FRA	
6	36	PIKULIK Daria	POL	
7	44	HAMMER Sarah	USA	
8	4	KOPECKY Lotte	BEL	
9	34	DRUMMOND Michaela	NZL	
10	40	PAVLEDOVA Alzbeta	SVK	
11	21	BOYLAN Lydia	IRL	
12	20	PANG Yao	HKG	
13	12	USABIAGA BALERDI Ana	ESP	
14	28	BALEISYTE Olivija	LTU	
15	7	ROORDA Stephanie	CAN	
16	25	KAJIHARA Yumi	JPN	
17	43	KLIMCHENKO Tetyana	UKR	
18	32	STENBERG Anita Yvonne	NOR	
19	18	PALLER Tatjana	GER	
20	9	MACHACOVA Jarmila	CZE	
21	41	ZENG Ke Xin	TPE	
22	8	LUO Xiaoling	CHN	REL

No. 8 LUO Xiaoling (CHN)

Relegation for not returning to the bunch in the same location after her crash and not being in the bunch in the final kilometer

Déclassement pour ne pas avoir repris la même place dans le peloton après sa chute

et ne pas avoir été dans le peloton dans le dernier kilomètre

Communiqué approved by the Secretary of the Commissaires Panel:

.....

Legend:
REL Relegated

Women's Madison / Madison femmes

Final / Finale

Results / Résultats

Sat 15 Apr 2017 - Race distance: 120 laps (30km) with 12 sprints

Elapsed time: **35:45**

Average Speed: **50.327 km/h**

Rank	Race Number	Name	Sprint Number												Lap Points			Finish Order	Points
			1	2	3	4	5	6	7	8	9	10	11	12	+	-	Balance		
1	11	BEL - Belgium	3		3	5	3	5	2	3	3	2	5	10				1	44
		Black KOPECKY Lotte																	
		Red D'HOORE Jolien																	
2	1	GBR - Great Britain	5	2	2		1	3	5	1	5	3	1	6				2	34
		Black BARKER Elinor																	
		Red NELSON Emily																	
3	2	AUS - Australia		3	5	3			3	5			2	4				3	25
		Black CURE Amy																	
		Red MANLY Alexandra																	
4	6	NZL - New Zealand		1		2		1		2	2	5		2				4	15
		Black SHEATH Racquel																	
		Red DRUMMOND Michaela																	
5	5	ITA - Italy	1		1	1	5	2	1				3					9	14
		Black CONFALONIERI Maria Giulia																	
		Red BARBIERI Rachele																	
6	3	FRA - France	2				2				1							10	5
		Black DEMAY Coralie																	
		Red BERTHON Laurie																	
7	15	MEX - Mexico		5														11	5
		Black SALAZAR VAZQUEZ Lizbeth Yareli																	
		Red ARREOLA NAVARRO Sofia																	
8	14	USA - United States										1						6	1
		Black ZUBRIS Kimberly																	
		Red GEIST Kimberly																	
9	4	RUS - Russia																5	0
		Black AVERINA Mariia																	
		Red KLIMOVA Diana																	
10	9	IRL - Ireland																7	0
		Black GURLEY Lydia																	
		Red BOYLAN Lydia																	
11	8	HKG - Hong Kong														20	-20	8	-20
		Black MENG Zhaojuan																	
		Red PANG Yao																	
	7	UKR - Ukraine														40	-40		DNF
		Black NAHIRNA Anna																	
		Red KLIACHINA Oksana																	
	10	CZE - Czech Republic														40	-40		DNF
		Black MACHACOVA Jarmila																	
		Red HOCHMANN Lucie																	
	12	BLR - Belarus														60	-60		DNF
		Black PIATROUSKAYA Katsiaryna																	
		Red PIVOVAROVA Polina																	
	13	POL - Poland														20	-20		DNF
		Black PIKULIK Daria																	
		Red PLOSAJ Nikol																	
	16	CAN - Canada																	DNS
		Black BROWN Laura																	
		Red ROORDA Stephanie																	